



MINISTERIO
DE TRABAJO
Y ASUNTOS SOCIALES

SECRETARÍA DE ESTADO
DE SERVICIOS SOCIALES,
FAMILIAS Y DISCAPACIDAD



PENSIONES NO CONTRIBUTIVAS DE LA SEGURIDAD SOCIAL PRESTACIONES SOCIALES Y ECONÓMICAS DE LA LISMI

INFORME DEL SEGUIMIENTO Y EVOLUCIÓN DE LA GESTIÓN

MAYO DE 2005

SUBDIRECCIÓN GENERAL DE GESTIÓN
ÁREA DE PRESTACIONES ECONÓMICAS
Servicio de Asistencia Técnica e Informes

Í N D I C E

Página

1 PENSIONES NO CONTRIBUTIVAS DE LA SEGURIDAD SOCIAL (PNCs)

INFORME:

| | | |
|-----|--|---|
| 1.1 | Introducción..... | 1 |
| 1.2 | Situación y evolución de las pensiones e importes de las nóminas | 1 |
| 1.3 | Situación y evolución de la gestión en trámite inicial | 3 |
| 1.4 | Seguimiento y control de pensionistas: Revisiones de Oficio e Instancia de parte | 9 |

ANEXOS:

| | | |
|-----|--|-------|
| 1.a | Situación y evolución de las pensiones e importes de las nóminas | 1-8 |
| 1.b | PNC de jubilación: Datos de la gestión mensual y anual | 9-17 |
| 1.c | PNC de invalidez: Datos de la gestión mensual y anual..... | 18-26 |
| 1.d | PNCs de la Seguridad Social: Datos de la gestión mensual y anual..... | 27-35 |
| 1.e | PNC de jubilación e invalidez: Coeficientes de la gestión mensual..... | 36-38 |
| 1.f | Reclamaciones previas a la vía jurisdiccional social: Datos de la gestión mensual y anual..... | 39-42 |
| 1.g | Revisiones de Oficio e Instancia de parte: Datos de la gestión mensual y anual | 43-54 |

2 PRESTACIONES SOCIALES Y ECONÓMICAS DE LA LISMI

INFORME:

| | | |
|-----|---|---|
| 2.1 | Introducción..... | 1 |
| 2.2 | Situación y evolución de los beneficiarios, número de prestaciones e importes de las nóminas..... | 1 |
| 2.3 | Situación y evolución de la gestión en trámite inicial..... | 3 |
| 2.4 | Seguimiento de la gestión derivada de las revisiones de oficio e instancia de parte..... | 3 |

ANEXOS:

| | | |
|-----|---|-------|
| 2.a | Evolución y situación de los beneficiarios/prestaciones e importes de las nóminas | 55-57 |
| 2.b | Prestaciones de la LISMI: Datos de la gestión mensual y anual..... | 58-61 |
| 2.c | Revisiones de Oficio e Instancia de parte: Datos de la gestión mensual y anual | 62-81 |

3 SITUACIÓN PRESTACIONES DE NATURALEZA NO CONTRIBUTIVA (PNNC)

ANEXOS:

| | | |
|-----|---|----|
| 3.a | Situación de las Prestaciones de Naturaleza no Contributiva | 82 |
|-----|---|----|

1

PENSIONES NO CONTRIBUTIVAS DE LA SEGURIDAD SOCIAL

INFORME DEL SEGUIMIENTO Y EVOLUCIÓN DE LA GESTIÓN DE PNC

1.1 INTRODUCCIÓN

Los datos sobre la gestión y el pago de la nómina de las Pensiones no Contributivas de la Seguridad Social de jubilación e invalidez (PNCs) parten de la información facilitada por los distintos órganos gestores de las Comunidades Autónomas y Direcciones Provinciales del IMSERSO y se articula, dentro de cada uno de los aspectos objeto de seguimiento y evaluación, como se detalla a continuación:

- Datos de gestión y de la nómina mensual.
- Datos de gestión y de la nómina del año 2005, comprendiendo la realizada hasta el mes de referencia.
- Datos sobre la nómina de pago y número de beneficiarios desde el año 1998.

La información presentada hace referencia a los siguientes aspectos:

- Nóminas: situación y evolución de los pensionistas e importes de las mismas.
- Gestión en trámite inicial: recoge la situación y evolución de la gestión para cada tipo de pensión, en función de distintos parámetros tales como el movimiento de solicitudes, resoluciones, causas de denegación o coeficientes de gestión entre otros.
- Seguimiento y control de pensionistas, con especial incidencia en las revisiones de Oficio e Instancia de Parte efectuadas por los Órganos gestores competentes.

Conforme a las distintas modalidades de gestión resultantes de lo establecido en la Disposición Adicional decimoctava del Real Decreto Legislativo 1/1994, de 20 de mayo, por el que se aprueba el Texto Refundido de la Ley General de la Seguridad Social, la gestión de estas pensiones es llevada a cabo por las Direcciones Provinciales del IMSERSO en las Ciudades Autónomas de Ceuta y Melilla, y por los órganos correspondientes de cada una de las Comunidades Autónomas que conforman el Estado español.

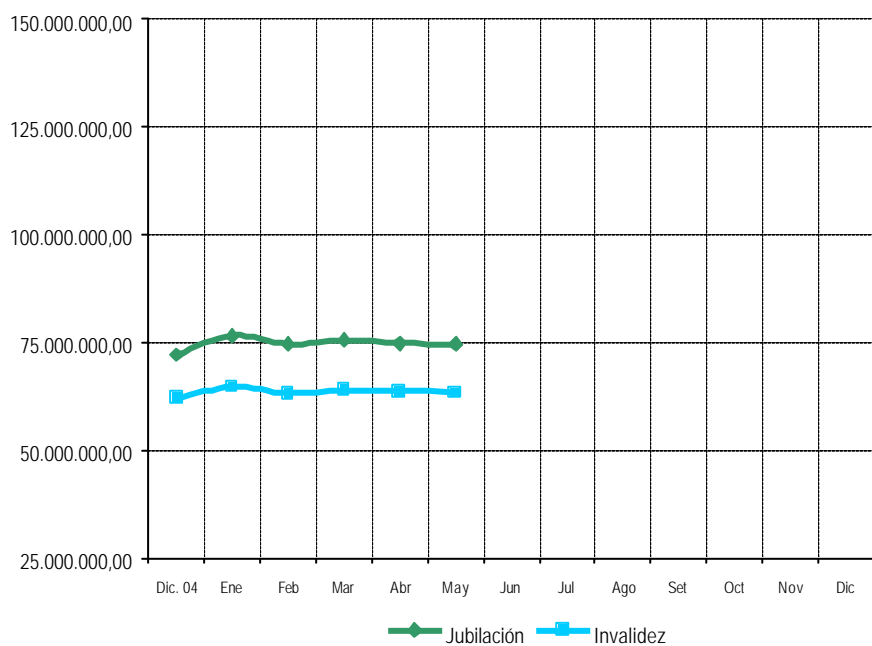
1.2 EVOLUCIÓN Y SITUACIÓN DE LAS PENSIONES E IMPORTES DE LAS NÓMINAS

Conforme a la información facilitada por la Gerencia de Informática de la Seguridad Social y por los órganos gestores competentes en las Comunidades Autónomas de Navarra y el País Vasco, el número total de pensiones no contributivas en la nómina de mayo de 2005 en todo el Estado español ha alcanzado la cantidad de 484.781, un 0,22% menos que en el mes anterior.

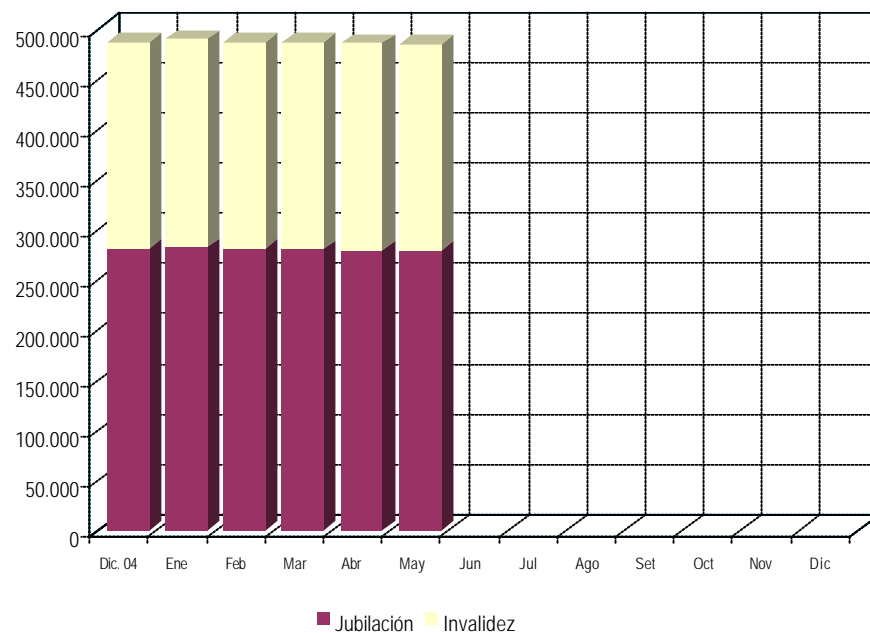
En el cuadro y gráficos siguientes se recogen los datos básicos de la nómina de mayo de 2005:

| NÓMINA DE MAYO DE 2005 | PNC DE JUBILACIÓN | | PNC DE INVALIDEZ | | TOTAL PNCs | |
|------------------------|---------------------|---------|---------------------|---------|---------------------|---------|
| | NÚMERO DE PENSIONES | IMPORTE | NÚMERO DE PENSIONES | IMPORTE | NÚMERO DE PENSIONES | IMPORTE |
| | 279.169 | 57,59% | 205.612 | 42,41% | 484.781 | 100,00% |
| | 74.580.021,62 | 54,06% | 63.375.590,37 | 45,94% | 137.955.611,99 | 100,00% |

Evolución importe nóminas mensuales



Evolución número pensionistas



Aprobada la Ley 2/2004, de 27 de diciembre, de Presupuestos Generales del Estado para el año 2005, de acuerdo con la modificación introducida por el Real Decreto Ley 11/2004, de 23 de diciembre, y el Real Decreto 2350/2004, de 23 de diciembre sobre revalorización de las pensiones de la Seguridad Social, tanto en su modalidad contributiva como no contributiva, la cuantía mensual para el año 2005 de la pensión no contributiva ha quedado establecida en 288,79 euros, lo que ha supuesto un porcentaje de revalorización del 4,5%, en el que se incluye la desviación del IPC previsto y el real producido para el periodo noviembre 2003-noviembre 2004.

El importe bruto de la nómina de mayo de 2005, ha ascendido a 137.955.611,99 euros. El importe medio abonado a cada pensionista ha quedado establecido para la PNC de invalidez en 308,23 euros y en jubilación en 267,15 euros, superior el de la PNC de invalidez al de jubilación, entre otras razones porque además de que al menos 35.831 de sus beneficiarios perciben el complemento del 50% por necesidad de otra persona, el montante a percibir en nómina por atrasos es mayor al ser más compleja la gestión y, por ende, el plazo de resolución.

Conforme a la información contenida en el Fichero Técnico de PNCs constituido en la Dirección General del IMSERSO, el perfil del pensionista de PNC de jubilación, es predominantemente el de mujer española casada con una edad comprendida entre los 65 y 74 años, y conviviendo en una unidad familiar formada por dos o tres miembros. En cuanto al perfil del pensionista de PNC de invalidez, si bien en su conjunto predomina la mujer sobre el hombre, cabe distinguir que el pensionista tipo es un hombre soltero hasta los 39 años y una mujer casada a partir de los 45, de nacionalidad española, que convive en una unidad económica integrada por tres o más miembros y que se encuentra afectado mayoritariamente por una discapacidad física y un grado de minusvalía valorado entre el 65 y el 74%.

1.3 SITUACIÓN Y EVOLUCIÓN DE LA GESTIÓN EN TRÁMITE INICIAL

| DATOS BÁSICOS DE LA GESTIÓN ESTATAL DE LAS PNCs | | | | | | | | | | | | |
|---|-------------------|-----------|-----------|--------------|------------------|-----------|-----------|--------------|-------------|-----------|-----------|--------------|
| Año 2005 | PNC DE JUBILACIÓN | | | | PNC DE INVALIDEZ | | | | TOTAL PNCs | | | |
| | Solicitadas | Resueltas | Aprobadas | Pendte. Real | Solicitadas | Resueltas | Aprobadas | Pendte. Real | Solicitadas | Resueltas | Aprobadas | Pendte. Real |
| Media 2004 | 2.511 | 2.556 | 1.632 | 4.762 | 2.801 | 2.875 | 1.496 | 11.834 | 5.312 | 5.431 | 3.128 | 16.596 |
| Enero | 2.087 | 2.072 | 1.212 | 4.777 | 2.279 | 2.178 | 1.102 | 11.935 | 4.366 | 4.250 | 2.314 | 16.712 |
| Febrero | 2.576 | 2.777 | 1.771 | 4.576 | 2.618 | 3.159 | 1.701 | 11.394 | 5.194 | 5.936 | 3.472 | 15.970 |
| Marzo | 2.747 | 2.753 | 1.748 | 4.570 | 2.852 | 2.895 | 1.519 | 11.351 | 5.599 | 5.648 | 3.267 | 15.921 |
| Abril | 2.957 | 2.579 | 1.638 | 4.948 | 3.131 | 2.864 | 1.497 | 11.618 | 6.088 | 5.443 | 3.135 | 16.566 |
| Mayo | 3.057 | 2.460 | 1.548 | 5.545 | 3.020 | 2.445 | 1.350 | 12.193 | 6.077 | 4.905 | 2.898 | 17.738 |
| Junio | | | | | | | | | | | | |
| Julio | | | | | | | | | | | | |
| Agosto | | | | | | | | | | | | |
| Setiembre | | | | | | | | | | | | |
| Octubre | | | | | | | | | | | | |
| Noviembre | | | | | | | | | | | | |
| Diciembre | | | | | | | | | | | | |
| Total Año | 13.424 | 12.641 | 7.917 | 5.551 | 13.900 | 13.541 | 7.169 | 12.206 | 27.324 | 26.182 | 15.086 | 17.757 |
| Media 2005 | 2.685 | 2.528 | 1.583 | | 2.780 | 2.708 | 1.434 | | 5.465 | 5.236 | 3.017 | |

El seguimiento de la gestión de las PNCs contempla aquellos aspectos que se corresponden con la situación en trámite inicial de la solicitud de pensión no contributiva de jubilación o invalidez. El análisis parte de los datos básicos facilitados por los distintos órganos gestores correspondientes al mes de mayo, relativos a la entrada de solicitudes, resolución y reconocimiento del derecho a pensión, cuyas cifras, a nivel de Estado, se ofrecen en el cuadro anterior. La información que contiene se ha estructurado en secuencia mensual a efectos de poder seguir la evolución de estos trámites de la gestión a lo largo del año 2005, permitiendo así su contraste con las cifras medias anuales de cada uno de los aspectos que se analizan.

Analizando de un modo específico cada uno de los aspectos de la gestión, para el mes de mayo se obtienen los siguientes resultados:

- Se han presentado un total de 6.077 solicitudes, de las que el 50,30% corresponde a PNC de jubilación. El análisis comparativo respecto al número de solicitudes presentadas en el mismo mes del año anterior nos muestra un descenso global del 2,72%, si bien en jubilación se produce un incremento del 4,98%. Si la comparación se efectúa con el promedio de solicitudes presentadas en el año en curso, se refleja un aumento global del 11,20%, que es algo más elevado en jubilación, con un 13,85%.

| SOLICITUDES PRESENTADAS | | | | | | |
|-------------------------|--------------|---------|--------------|-------------------|---------------|------------------|
| TIPO PNC | MAYO 2005 | | MENSUAL 2004 | | PROMEDIO 2005 | |
| | | | NUMERO | MAYO 05 / MAYO 04 | NUMERO | MAYO 05 / AÑO 05 |
| JUBILACIÓN | 3.057 | 50,30% | 2.912 | 4,98% | 2.685 | 13,85% |
| INVALIDEZ | 3.020 | 49,70% | 3.335 | -9,45% | 2.780 | 8,63% |
| TOTAL | 6.077 | 100,00% | 6.247 | -2,72% | 5.465 | 11,20% |

- Del total de 4.905 solicitudes resueltas, el 50,15% lo han sido de PNC de jubilación, porcentaje de participación algo inferior al de la entrada de solicitudes (50,30%). La comparación con el número de solicitudes resueltas en el mismo mes del año anterior pone de manifiesto un descenso global del 24,05%, que es algo más acusado en invalidez, con un 26,80%. Respecto al promedio mensual de solicitudes resueltas en el año 2005, se pone de manifiesto que en el mes de mayo se ha producido una disminución del 6,32%, que en las pensiones de invalidez se cifra en un 9,71%.

| SOLICITUDES RESUELTAS | | | | | | |
|-----------------------|--------------|---------|--------------|-------------------|---------------|------------------|
| TIPO PNC | MAYO 2005 | | MENSUAL 2004 | | PROMEDIO 2005 | |
| | | | NUMERO | MAYO 05 / MAYO 04 | NUMERO | MAYO 05 / AÑO 04 |
| JUBILACIÓN | 2.460 | 50,15% | 3.118 | -21,10% | 2.528 | -2,69% |
| INVALIDEZ | 2.445 | 49,85% | 3.340 | -26,80% | 2.708 | -9,71% |
| TOTAL | 4.905 | 100,00% | 6.458 | -24,05% | 5.236 | -6,32% |

- De las 2.898 solicitudes aprobadas en el mes, el 53,42% ha correspondido a la PNC de jubilación. Si se compara con el número de solicitudes aprobadas en el mismo mes del ejercicio 2004, se constata un descenso global del 24,10%, que es mayor en invalidez, donde alcanza el 25,70%. Respecto al promedio mensual de solicitudes aprobadas en el año 2005, se refleja, igualmente, una disminución global del 3,94%.

| SOLICITUDES APROBADAS | | | | | | |
|------------------------------|--------------|----------------|--------------|-------------------|---------------|------------------|
| TIPO PNC | MAYO 2005 | | MENSUAL 2004 | | PROMEDIO 2005 | |
| | NUMERO | | NUMERO | MAYO 05 / MAYO 04 | NUMERO | MAYO 05 / AÑO 05 |
| JUBILACIÓN | 1.548 | 53,42% | 2.001 | -22,64% | 1.583 | -2,21% |
| INVALIDEZ | 1.350 | 46,58% | 1.817 | -25,70% | 1.434 | -5,86% |
| TOTAL | 2.898 | 100,00% | 3.818 | -24,10% | 3.017 | -3,94% |

- El número de solicitudes pendientes de resolución al finalizar el mes de mayo ha experimentado en su conjunto un aumento global del 7,07% respecto a los pendientes en gestión habidos finalmente en el mes anterior, incremento que en jubilación se cifra en el 12,07%.

| SOLICITUDES PENDIENTES | | | | | | |
|-------------------------------|---------------|----------------|---------------|----------------|--------------|--------------|
| TIPO PNC | ABRIL 2005 | | MAYO 2005 | | DIFERENCIAS | |
| | NUMERO | | NUMERO | | ABSOLUTA | PORCENTUAL |
| JUBILACIÓN | 4.948 | 29,87% | 5.545 | 31,26% | 597 | 12,07% |
| INVALIDEZ | 11.618 | 70,13% | 12.193 | 68,74% | 575 | 4,95% |
| TOTAL | 16.566 | 100,00% | 17.738 | 100,00% | 1.172 | 7,07% |

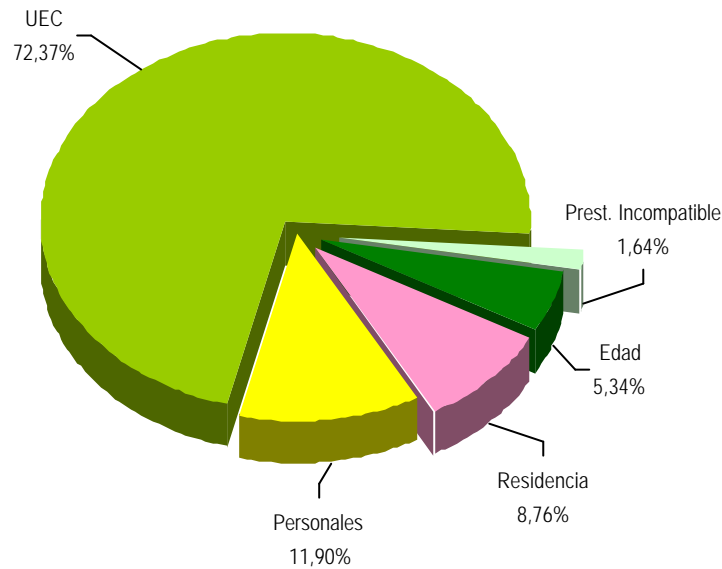
- Los aspectos de la gestión analizados en los puntos anteriores se reflejan en los indicadores de seguimiento que se incluyen en el siguiente cuadro.

| COEFICIENTES DE COBERTURA, RECONOCIMIENTO Y GESTIÓN | | | | | | |
|---|-------------------|----------------|----------------|------------------|----------------|----------------|
| Año 2005 | PNC DE JUBILACIÓN | | | PNC DE INVALIDEZ | | |
| | Cobertura | Reconocimiento | Gestión (días) | Cobertura | Reconocimiento | Gestión (días) |
| Enero | 99,28% | 58,49% | 69 | 95,57% | 50,60% | 157 |
| Febrero | 107,80% | 63,77% | 59 | 120,66% | 53,85% | 140 |
| Marzo | 100,22% | 63,49% | 56 | 101,51% | 52,47% | 132 |
| Abril | 87,22% | 63,51% | 57 | 91,47% | 52,27% | 128 |
| Mayo | 80,47% | 62,93% | 62 | 80,96% | 55,21% | 132 |
| Junio | | | | | | |
| Julio | | | | | | |
| Agosto | | | | | | |
| Setiembre | | | | | | |
| Octubre | | | | | | |
| Noviembre | | | | | | |
| Diciembre | | | | | | |

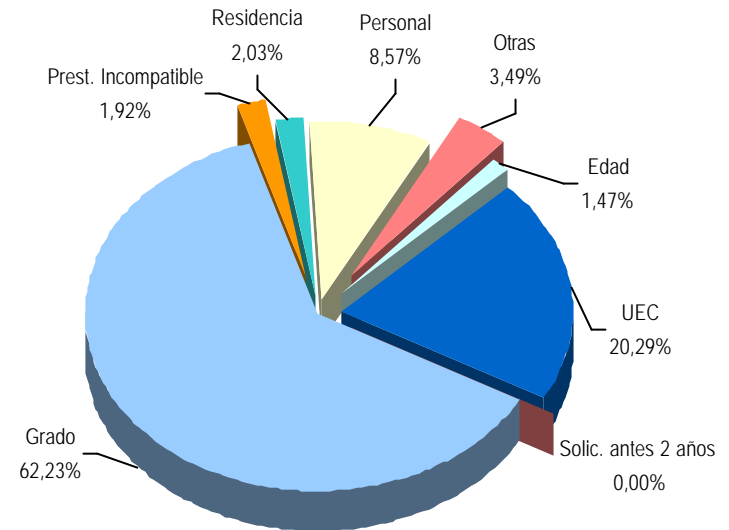
En esta línea cabe significar que durante el mes de mayo las resoluciones efectuadas en PNC de jubilación han cubierto el 80,47% del volumen de la entrada del mes, coeficiente que en invalidez ofrece una cifra ligeramente superior, con un 80,96%. Atendiendo al número de solicitudes pendientes de resolución al finalizar el mes de mayo, cabe predecir que el tiempo medio de tramitación sería de 62 días en la PNC de jubilación y de 132 días en invalidez, lo que supone, en relación a los tiempos medios de tramitación de una solicitud en el mes anterior, que se registre un aumento de cinco días en jubilación y de cuatro en invalidez.

Por último, cabe resaltar la mayor proporción de reconocimientos del derecho en la PNC de jubilación frente a la de invalidez dentro del conjunto de las solicitudes resueltas en cada tipo, circunstancia que es habitual prácticamente desde el establecimiento de las pensiones no contributivas, dada la mayor selectividad de los requisitos necesarios para el acceso al derecho a PNC de invalidez. En este sentido, el coeficiente de reconocimiento en PNC de jubilación para este mes de mayo supera en más de siete puntos al de invalidez.

- **Causas de denegación:** Las causas de denegación mensual en trámite inicial por tipos de pensión en su distribución porcentual han sido las siguientes:



Causas de Denegación PNC jubilación



Causas de Denegación PNC invalidez

- ✓ En la PNC de jubilación se han denegado 731 solicitudes, de las que 529 lo han sido por superar el límite de recursos económicos establecidos para la UEC.
- ✓ Para la PNC de invalidez, la causa de denegación más frecuente ha sido la de no acreditar el grado de minusvalía en 552 solicitudes, sobre el total de 887.
- **Reclamaciones:** Con la información facilitada por los distintos Órganos gestores, excepto los de las provincias de Álava y Guipúzcoa, se han presentado 714 reclamaciones, de las que el 60,36% corresponden a PNC de invalidez. El número de reclamaciones resueltas se ha situado en 839, de las que el 64,60% han sido desestimadas. El número de reclamaciones pendientes al finalizar el mes de mayo se sitúa en 2.223, un 5,32% menos que las existentes al comienzo del mes.

1.4 SEGUIMIENTO Y CONTROL DE PENSIONISTAS: REVISIONES DE OFICIO E INSTANCIA DE PARTE

La revisión de oficio es iniciada por el órgano gestor cuando, como resultado de las medidas de control disponibles o implantadas, conoce cualquier dato o información que pueda producir o haya producido variación sobrevenida en los requisitos, y ello pueda dar lugar a la modificación de la cuantía, a la suspensión o a la extinción del derecho a la pensión, procediendo, en su caso, al abono de atrasos o a la reclamación de cantidades indebidamente percibidas. Por otro lado, las de instancia de parte, se inician cuando el interesado, en cumplimiento de sus obligaciones, comunica al órgano gestor cualquier variación sobrevenida en su situación que pudiera tener incidencia en el derecho o en la cuantía reconocida de la pensión, siendo sus efectos resultantes idénticos a los indicados para las revisiones de oficio.

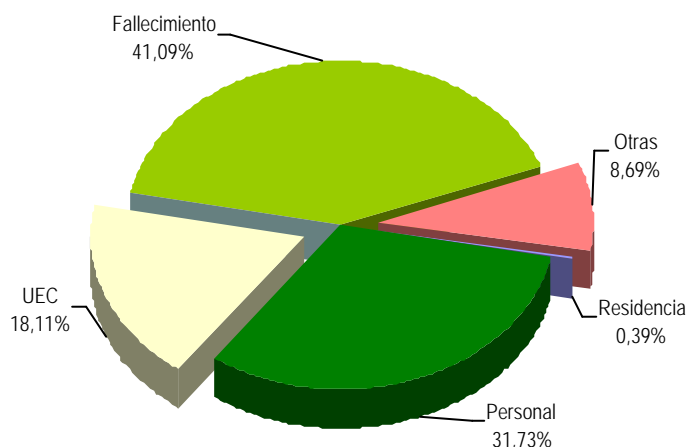
El análisis parte de los datos básicos correspondientes al mes de mayo, relativos al volumen global de revisiones a efectuar en el mes, las efectuadas, y el detalle de las situaciones finales derivadas de dicho proceso, cuyas cifras se ofrecen en el cuadro siguiente.

| DATOS DE LA GESTIÓN ESTATAL DE LAS REVISIONES DE OFICIO E INSTANCIA DE PARTE PNCs | | | | | | | | | | | | | | | | | | |
|---|-------------------|-----------------------|--------------|------------|---------------|---------------|------------------|-----------------------|--------------|--------------|--------------|---------------|---------------|-----------------------|---------------|--------------|---------------|---------------|
| Año 2005 | PNC DE JUBILACIÓN | | | | | | PNC DE INVALIDEZ | | | | | | Total PNCs | | | | | |
| | Entrada | Revisiones Efectuadas | | | | | Entrada | Revisiones Efectuadas | | | | | Entrada | Revisiones Efectuadas | | | | |
| | | Sin Mod. | Con Mod. | Suspensión | Ext. Dho. | Total | | Sin Mod. | Con Mod. | Suspensión | Ext. Dho. | Total | | Sin Mod. | Con Mod. | Suspensión | Ext. Dho. | Total |
| Enero | 2.741 | 343 | 668 | 59 | 1.667 | 2.737 | 3.100 | 590 | 1.046 | 319 | 1.136 | 3.091 | 5.841 | 933 | 1.714 | 378 | 2.803 | 5.828 |
| Febrero | 3.814 | 456 | 963 | 76 | 2.299 | 3.794 | 4.580 | 882 | 1.532 | 486 | 1.577 | 4.477 | 8.394 | 1.338 | 2.495 | 562 | 3.876 | 8.271 |
| Marzo | 3.318 | 564 | 688 | 64 | 2.143 | 3.459 | 3.756 | 1.001 | 1.318 | 372 | 1.640 | 4.331 | 7.074 | 1.565 | 2.006 | 436 | 3.783 | 7.790 |
| Abril | 3.407 | 1.558 | 695 | 112 | 2.146 | 4.511 | 4.031 | 1.196 | 1.241 | 353 | 1.537 | 4.327 | 7.438 | 2.754 | 1.936 | 465 | 3.683 | 8.838 |
| Mayo | 3.029 | 473 | 791 | 66 | 1.784 | 3.114 | 3.552 | 1.104 | 1.267 | 424 | 1.450 | 4.245 | 6.581 | 1.577 | 2.058 | 490 | 3.234 | 7.359 |
| Junio | | | | | | | | | | | | | | | | | | |
| Julio | | | | | | | | | | | | | | | | | | |
| Agosto | | | | | | | | | | | | | | | | | | |
| Setiembre | | | | | | | | | | | | | | | | | | |
| Octubre | | | | | | | | | | | | | | | | | | |
| Noviembre | | | | | | | | | | | | | | | | | | |
| Diciembre | | | | | | | | | | | | | | | | | | |
| Total Año | 16.309 | 3.394 | 3.805 | 377 | 10.039 | 17.615 | 19.019 | 4.773 | 6.404 | 1.954 | 7.340 | 20.471 | 35.328 | 8.167 | 10.209 | 2.331 | 17.379 | 38.086 |
| Media mensual | 3.262 | 679 | 761 | 75 | 2.008 | 3.523 | 3.804 | 955 | 1.281 | 391 | 1.468 | 4.094 | 7.066 | 1.633 | 2.042 | 466 | 3.476 | 7.617 |

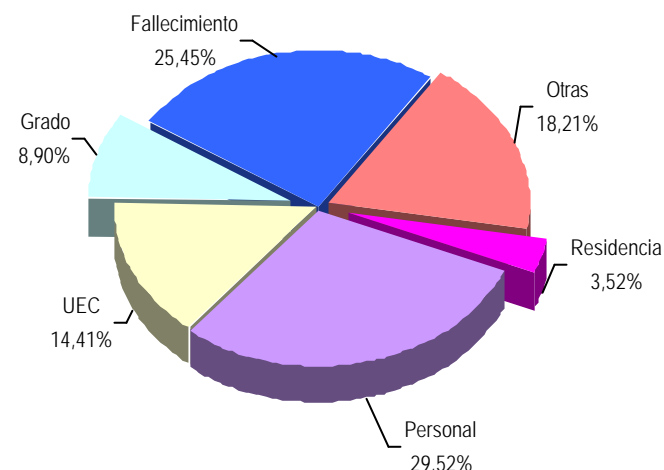
Analizando de modo específico cada uno de los aspectos señalados, para el mes de mayo se obtienen los siguientes resultados:

- ✓ Se han iniciado en el mes 6.581 revisiones, de las que el 53,97% lo son de PNC de invalidez y se ha emitido resolución sobre un total de 7.359 revisiones, de las que el 57,68% corresponden igualmente a PNC de jubilación.
- ✓ El 21,43% de las revisiones efectuadas no han supuesto variación alguna en el derecho y en la cuantía de la pensión no contributiva.
- ✓ En el 27,97% de las revisiones efectuadas se ha modificado la cuantía de la pensión. Del total de modificaciones de cuantía el 61,56% corresponden a pensionistas de invalidez, incluyéndose 191 recuperaciones del derecho por el cese en actividad laboral.
- ✓ El número total de suspensiones efectuadas ha ascendido a 490, el 6,66% del total de procedimientos de revisión sobre los que se ha dictado resolución. Del total de suspensiones, 316 vienen motivadas porque el pensionista ha iniciado una actividad laboral.

Causas de Extinción PNC jubilación



Causas de Extinción PNC invalidez



- ✓ Se ha extinguido el derecho a 3.234 pensionistas, de los que el 55,16% disfrutaban de PNC de jubilación. Los gráficos anteriores reflejan los distintos motivos de extinción en ambas prestaciones. Las causas de índole económica en su conjunto –personal más U.E.C.- se configuran globalmente como el primer motivo de extinción, que en jubilación alcanza el 49,84%, y en invalidez el 43,93%. La principal causa de extinción del derecho en el total de PNCs ha sido la del fallecimiento del pensionista, que en jubilación supone el 41,09% del total de causas de extinción.



ANEXOS PNC

1a NÚMERO DE PENSIONES E IMPORTES DE LAS NÓMINAS

| PENSIONES NO CONTRIBUTIVAS (PNCs) EVOLUCIÓN DE LAS NÓMINAS (1) | | | | TOTAL ESTADO CON NAVARRA Y EL PAÍS VASCO | | |
|---|-----------------------|-----------------------|-----------------------|---|-----------|---------|
| AÑO/MENSUALIDAD | IMPORTES BRUTOS | | | NÚMERO DE PENSIONES POR TIPO | | |
| | JUBILACIÓN | INVALIDEZ | TOTAL | JUBILACIÓN | INVALIDEZ | TOTAL |
| AÑO 1998 | 653.335.416,17 | 751.386.959,94 | 1.404.722.376,11 | 221.122 | 228.412 | 449.534 |
| AÑO 1999 | 677.260.204,92 | 797.526.686,91 | 1.474.786.891,83 | 225.984 | 238.352 | 464.336 |
| AÑO 2000 | 749.060.122,00 | 891.702.035,94 | 1.640.762.157,94 | 231.400 | 244.802 | 476.202 |
| AÑO 2001 | 928.317.851,29 | 781.680.464,59 | 1.709.998.315,88 | 276.216 | 207.620 | 483.836 |
| AÑO 2002 | 960.591.776,46 | 817.289.555,72 | 1.777.881.332,18 | 279.432 | 206.814 | 486.246 |
| AÑO 2003 | 995.517.618,75 | 838.991.498,71 | 1.834.509.117,46 | 282.063 | 207.273 | 489.336 |
| AÑO 2004 (1) | 1.018.808.143,43 | 859.701.119,41 | 1.878.509.262,84 | 280.338 | 206.953 | 487.291 |
| AÑO 2005 | | | | | | |
| ENERO (2) | 76.522.988,01 | 64.651.255,36 | 141.174.243,37 | 281.902 | 208.004 | 489.906 |
| FEBRERO | 74.554.263,37 | 63.177.068,71 | 137.731.332,08 | 280.366 | 206.696 | 487.062 |
| MARZO | 75.629.523,41 | 63.849.223,32 | 139.478.746,73 | 280.070 | 206.529 | 486.599 |
| ABRIL | 74.785.473,89 | 63.747.582,31 | 138.533.056,20 | 279.699 | 206.162 | 485.861 |
| MAYO | 74.580.021,62 | 63.375.590,37 | 137.955.611,99 | 279.169 | 205.612 | 484.781 |
| JUNIO * | | | | | | |
| JULIO | | | | | | |
| AGOSTO | | | | | | |
| SETIEMBRE | | | | | | |
| OCTUBRE | | | | | | |
| NOVIEMBRE* | | | | | | |
| DICIEMBRE | | | | | | |
| TOTAL AÑO 2005 | 376.072.270,30 | 318.800.720,07 | 694.872.990,37 | | | |

* Junto a la mensualidad se abona una paga extra.

1) En importes se incluye el abono del pago único por desviación IPC de 2004 excepto para las CC.AA. de Catalunya, Navarra y las provincias de Guipúzcoa y Vizcaya.

2) En importes se incluye el abono de pago único por desviación IPC 2004 de las CC.AA. de Catalunya, Navarra y las provincias de Guipúzcoa y Vizcaya.

OBSERVACIONES:

En aplicación del art. 48.3 del TRLGSS, introducido por la Ley 55/99, los importes y número de pensiones de invalidez percibidas por mayores de 65 años se contabilizan a partir de enero de 2001 en jubilación.

PENSIONES NO CONTRIBUTIVAS DE LA SEGURIDAD SOCIAL

PENSIONES E IMPORTE DE LA NÓMINA AÑO 2005

MAYO

| CC.AA. Y/O PROVINCIAS | PNC DE JUBILACIÓN | | | PNC DE INVALIDEZ | | | TOTAL JUBILACIÓN E INVALIDEZ | | |
|-----------------------------|------------------------|----------------------|---------------------|------------------------|----------------------|---------------------|------------------------------|----------------------|---------------------|
| | NÚMERO DE PENSIONES | IMPORTE BRUTO | PROMEDIO MENSUAL | NÚMERO DE PENSIONES | IMPORTE BRUTO | PROMEDIO MENSUAL | NÚMERO DE PENSIONES | IMPORTE BRUTO | PROMEDIO MENSUAL |
| ANDALUCÍA | 63.041 | 17.169.304,44 | 272,35 | 46.963 | 14.817.289,55 | 315,51 | 110.004 | 31.986.593,99 | 290,78 |
| ALMERÍA | 3.891 | 1.040.112,99 | 267,31 | 3.073 | 935.939,61 | 304,57 | 6.964 | 1.976.052,60 | 283,75 |
| CÁDIZ | 9.647 | 2.666.329,34 | 276,39 | 9.257 | 2.812.657,46 | 303,84 | 18.904 | 5.478.986,80 | 289,83 |
| CÓRDOBA | 6.136 | 1.667.231,07 | 271,71 | 4.117 | 1.281.027,52 | 311,16 | 10.253 | 2.948.258,59 | 287,55 |
| GRANADA | 5.528 | 1.458.085,84 | 263,76 | 4.646 | 1.458.772,23 | 313,98 | 10.174 | 2.916.858,07 | 286,70 |
| HUELVA | 4.397 | 1.169.597,80 | 266,00 | 3.431 | 1.028.093,14 | 299,65 | 7.828 | 2.197.690,94 | 280,75 |
| JAÉN | 5.603 | 1.488.593,25 | 265,68 | 2.891 | 873.366,67 | 302,10 | 8.494 | 2.361.959,92 | 278,07 |
| MÁLAGA | 12.679 | 3.535.827,72 | 278,87 | 9.467 | 3.042.626,58 | 321,39 | 22.146 | 6.578.454,30 | 297,05 |
| SEVILLA | 15.160 | 4.143.526,43 | 273,32 | 10.081 | 3.384.806,34 | 335,76 | 25.241 | 7.528.332,77 | 298,26 |
| ARAGÓN | 6.820 | 1.835.048,17 | 269,07 | 3.039 | 941.504,30 | 309,81 | 9.859 | 2.776.552,47 | 281,63 |
| HUESCA | 2.113 | 567.384,00 | 268,52 | 657 | 204.446,89 | 311,18 | 2.770 | 771.830,89 | 278,64 |
| TERUEL | 843 | 249.554,82 | 296,03 | 288 | 95.589,72 | 331,91 | 1.131 | 345.144,54 | 305,17 |
| ZARAGOZA | 3.864 | 1.018.109,35 | 263,49 | 2.094 | 641.467,69 | 306,34 | 5.958 | 1.659.577,04 | 278,55 |
| ASTURIAS | 5.842 | 1.591.696,68 | 272,46 | 5.336 | 1.665.411,84 | 312,11 | 11.178 | 3.257.108,52 | 291,39 |
| ILLES BALEARS | 4.367 | 1.195.275,05 | 273,71 | 3.548 | 1.128.339,26 | 318,02 | 7.915 | 2.323.614,31 | 293,57 |
| CANARIAS | 22.616 | 6.258.735,03 | 276,74 | 19.524 | 6.196.522,36 | 317,38 | 42.140 | 12.455.257,39 | 295,57 |
| LAS PALMAS | 8.271 | 2.302.172,63 | 278,34 | 7.044 | 2.203.634,44 | 312,84 | 15.315 | 4.505.807,07 | 294,21 |
| S.C. TENERIFE | 14.345 | 3.956.562,40 | 275,81 | 12.480 | 3.992.887,92 | 319,94 | 26.825 | 7.949.450,32 | 296,34 |
| CANTABRIA | 3.325 | 869.770,33 | 261,59 | 3.026 | 941.878,31 | 311,26 | 6.351 | 1.811.648,64 | 285,25 |
| CASTILLA Y LEÓN | 16.102 | 4.247.923,61 | 263,81 | 11.068 | 3.339.755,76 | 301,75 | 27.170 | 7.587.679,37 | 279,27 |
| ÁVILA | 1.619 | 431.514,31 | 266,53 | 971 | 294.607,49 | 303,41 | 2.590 | 726.121,80 | 280,36 |
| BURGOS | 1.664 | 452.901,64 | 272,18 | 1.320 | 408.139,68 | 309,20 | 2.984 | 861.041,32 | 288,55 |
| LEÓN | 2.853 | 736.766,12 | 258,24 | 2.752 | 811.557,11 | 294,90 | 5.605 | 1.548.323,23 | 276,24 |
| PALENCIA | 1.194 | 318.994,05 | 267,16 | 810 | 239.767,30 | 296,01 | 2.004 | 558.761,35 | 278,82 |
| SALAMANCA | 3.499 | 923.431,12 | 263,91 | 1.565 | 477.647,72 | 305,21 | 5.064 | 1.401.078,84 | 276,67 |
| SEGOVIA | 679 | 179.372,01 | 264,17 | 550 | 174.372,11 | 317,04 | 1.229 | 353.744,12 | 287,83 |
| SORIA | 451 | 121.836,47 | 270,15 | 199 | 61.413,38 | 308,61 | 650 | 183.249,85 | 281,92 |
| VALLADOLID | 2.370 | 604.901,81 | 255,23 | 1.885 | 560.082,82 | 297,13 | 4.255 | 1.164.984,63 | 273,79 |
| ZAMORA | 1.773 | 478.206,08 | 269,72 | 1.016 | 312.168,15 | 307,25 | 2.789 | 790.374,23 | 283,39 |
| CASTILLA-LA MANCHA | 14.478 | 3.832.346,42 | 264,70 | 8.971 | 2.797.449,45 | 311,83 | 23.449 | 6.629.795,87 | 282,73 |
| ALBACETE | 2.879 | 780.326,45 | 271,04 | 2.043 | 664.732,02 | 325,37 | 4.922 | 1.445.058,47 | 293,59 |
| CIUDAD REAL | 4.360 | 1.143.260,87 | 262,22 | 2.733 | 824.429,47 | 301,66 | 7.093 | 1.967.690,34 | 277,41 |
| CUENCA | 1.956 | 526.417,11 | 269,13 | 1.352 | 430.855,67 | 318,68 | 3.308 | 957.272,78 | 289,38 |
| GUADALAJARA | 667 | 182.381,66 | 273,44 | 483 | 156.580,28 | 324,18 | 1.150 | 338.961,94 | 294,75 |
| TOLEDO | 4.616 | 1.199.960,33 | 259,96 | 2.360 | 720.852,01 | 305,45 | 6.976 | 1.920.812,34 | 275,35 |

(Continúa al dorso)

| CC.AA. Y/O PROVINCIAS | PNC DE JUBILACIÓN | | | PNC DE INVALIDEZ | | | TOTAL JUBILACIÓN E INVALIDEZ | | |
|-----------------------------|------------------------|----------------------|---------------------|------------------------|----------------------|---------------------|------------------------------|-----------------------|---------------------|
| | NÚMERO DE PENSIONES | IMPORTE BRUTO | PROMEDIO MENSUAL | NÚMERO DE PENSIONES | IMPORTE BRUTO | PROMEDIO MENSUAL | NÚMERO DE PENSIONES | IMPORTE BRUTO | PROMEDIO MENSUAL |
| CATALUNYA | 33.982 | 8.829.111,96 | 259,82 | 25.720 | 7.723.839,07 | 300,30 | 59.702 | 16.552.951,03 | 277,26 |
| BARCELONA | 24.767 | 6.429.963,31 | 259,62 | 19.428 | 5.818.771,44 | 299,50 | 44.195 | 12.248.734,75 | 277,15 |
| GIRONA | 2.266 | 598.720,43 | 264,22 | 1.560 | 479.731,03 | 307,52 | 3.826 | 1.078.451,46 | 281,87 |
| LLEIDA | 3.093 | 811.589,66 | 262,40 | 1.402 | 422.948,20 | 301,67 | 4.495 | 1.234.537,86 | 274,65 |
| TARRAGONA | 3.856 | 988.838,56 | 256,44 | 3.330 | 1.002.388,40 | 301,02 | 7.186 | 1.991.226,96 | 277,10 |
| COMUNIDAD VALENCIANA | 26.830 | 6.903.643,98 | 257,31 | 20.537 | 6.159.715,82 | 299,93 | 47.367 | 13.063.359,80 | 275,79 |
| ALICANTE | 9.042 | 2.326.835,27 | 257,34 | 6.468 | 1.965.327,86 | 303,85 | 15.510 | 4.292.163,13 | 276,74 |
| CASTELLÓN | 1.457 | 364.227,84 | 249,98 | 2.007 | 603.336,92 | 300,62 | 3.464 | 967.564,76 | 279,32 |
| VALENCIA | 16.331 | 4.212.580,87 | 257,95 | 12.062 | 3.591.051,04 | 297,72 | 28.393 | 7.803.631,91 | 274,84 |
| EXTREMADURA | 10.960 | 3.056.551,87 | 278,88 | 6.198 | 1.982.662,86 | 319,89 | 17.158 | 5.039.214,73 | 293,69 |
| BADAJOS | 7.588 | 2.152.178,37 | 283,63 | 4.268 | 1.363.690,90 | 319,52 | 11.856 | 3.515.869,27 | 296,55 |
| CÁCERES | 3.372 | 904.373,50 | 268,20 | 1.930 | 618.971,96 | 320,71 | 5.302 | 1.523.345,46 | 287,32 |
| GALICIA | 32.785 | 8.804.991,70 | 268,57 | 21.001 | 6.327.682,56 | 301,30 | 53.786 | 15.132.674,26 | 281,35 |
| A CORUÑA | 13.986 | 3.751.670,55 | 268,24 | 8.463 | 2.526.737,73 | 298,56 | 22.449 | 6.278.408,28 | 279,67 |
| LUGO | 3.921 | 1.060.595,29 | 270,49 | 2.322 | 697.668,39 | 300,46 | 6.243 | 1.758.263,68 | 281,64 |
| OURENSE | 4.668 | 1.212.939,39 | 259,84 | 3.017 | 908.954,15 | 301,28 | 7.685 | 2.121.893,54 | 276,11 |
| PONTEVEDRA | 10.210 | 2.779.786,47 | 272,26 | 7.199 | 2.194.322,29 | 304,81 | 17.409 | 4.974.108,76 | 285,72 |
| MADRID | 20.405 | 5.379.308,18 | 263,63 | 13.701 | 4.233.230,26 | 308,97 | 34.106 | 9.612.538,44 | 281,84 |
| MURCIA | 7.453 | 1.909.664,84 | 256,23 | 7.719 | 2.344.548,74 | 303,74 | 15.172 | 4.254.213,58 | 280,40 |
| NAVARRA | 2.161 | 556.632,61 | 257,58 | 1.021 | 308.012,42 | 301,68 | 3.182 | 864.645,03 | 271,73 |
| PAÍS VASCO | 4.699 | 1.234.008,78 | 262,61 | 5.208 | 1.535.702,97 | 294,87 | 9.907 | 2.769.711,75 | 279,57 |
| ÁLAVA | 596 | 155.020,91 | 260,10 | 421 | 122.983,79 | 292,12 | 1.017 | 278.004,70 | 273,36 |
| GUIPÚZCOA | 1.393 | 375.223,89 | 269,36 | 1.270 | 393.868,24 | 310,13 | 2.663 | 769.092,13 | 288,81 |
| VIZCAYA | 2.710 | 703.763,98 | 259,69 | 3.517 | 1.018.850,94 | 289,69 | 6.227 | 1.722.614,92 | 276,64 |
| LA RIOJA | 1.264 | 333.319,54 | 263,70 | 860 | 261.577,15 | 304,16 | 2.124 | 594.896,69 | 280,08 |
| CEUTA | 848 | 235.516,64 | 277,73 | 869 | 273.369,29 | 314,58 | 1.717 | 508.885,93 | 296,38 |
| MELILLA | 1.191 | 337.171,79 | 283,10 | 1.303 | 397.098,40 | 304,76 | 2.494 | 734.270,19 | 294,41 |
| TOTAL ESTADO | 279.169 | 74.580.021,62 | 267,15 | 205.612 | 63.375.590,37 | 308,23 | 484.781 | 137.955.611,99 | 284,57 |

Deducciones en nómina (PAS, LISMI, P.F.H.C. y Pagos Indevidos):

665.140,14

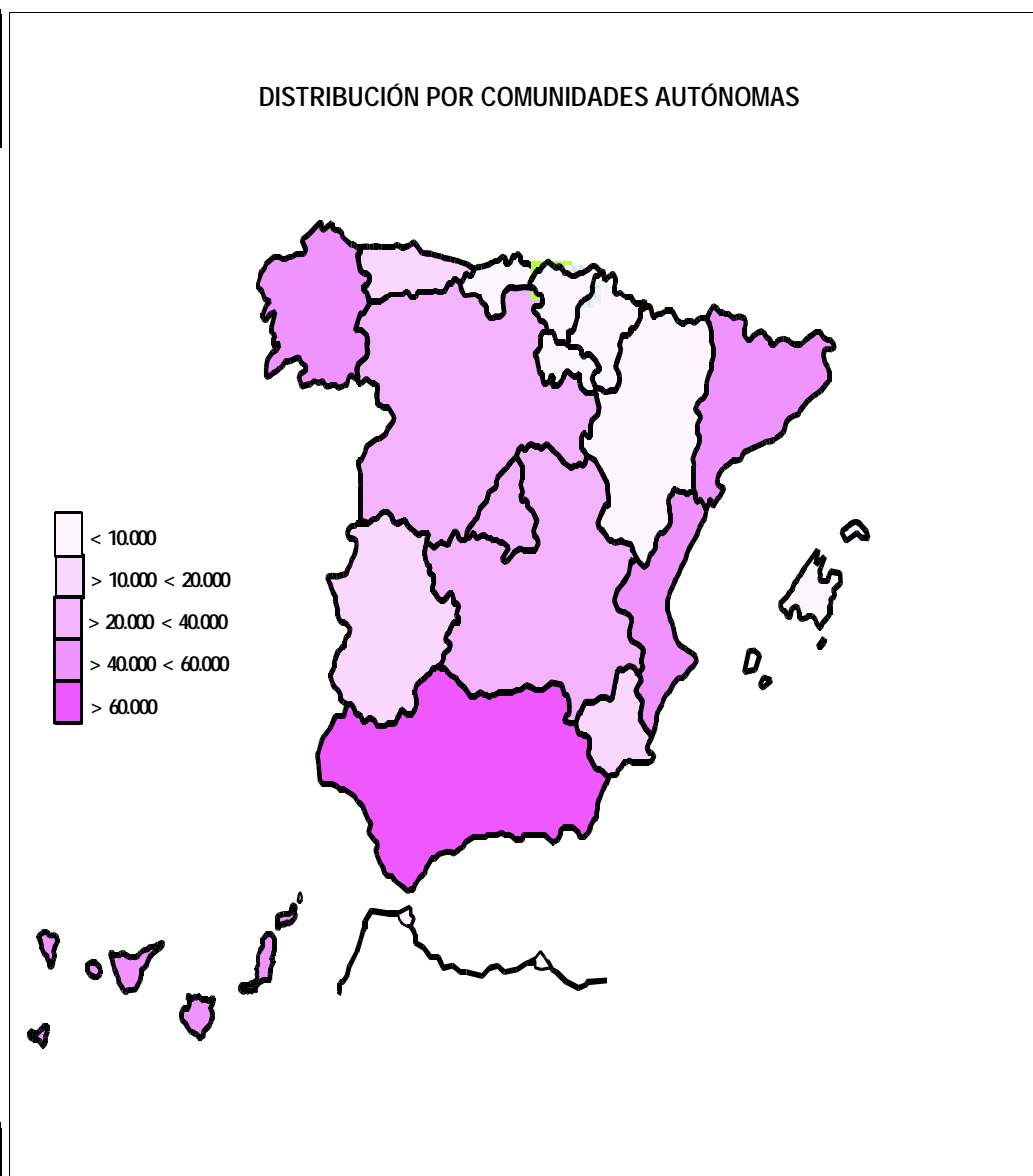
IMPORTE NETO DE LA NÓMINA:

137.290.471,85

PNCs DE LA SEGURIDAD SOCIAL DE JUBILACIÓN E INVALIDEZ

DISTRIBUCIÓN TERRITORIAL DEL NÚMERO DE PENSIONES EN LA NÓMINA DE MAYO DE 2005

| ÁMBITO GEOGRÁFICO | NÚMERO DE PENSIONES POR TIPO | | | | | |
|----------------------|------------------------------|---------------|----------------|---------------|----------------|---------------|
| | JUBILACIÓN | % | INVALIDEZ | % | TOTAL | % |
| ANDALUCÍA | 63.041 | 22,58 | 46.963 | 22,84 | 110.004 | 22,69 |
| ARAGÓN | 6.820 | 2,44 | 3.039 | 1,48 | 9.859 | 2,03 |
| ASTURIAS | 5.842 | 2,09 | 5.336 | 2,60 | 11.178 | 2,31 |
| ILLES BALEARS | 4.367 | 1,56 | 3.548 | 1,73 | 7.915 | 1,63 |
| CANARIAS | 22.616 | 8,10 | 19.524 | 9,50 | 42.140 | 8,69 |
| CANTABRIA | 3.325 | 1,19 | 3.026 | 1,47 | 6.351 | 1,31 |
| CASTILLA Y LEÓN | 16.102 | 5,77 | 11.068 | 5,38 | 27.170 | 5,60 |
| CASTILLA-LA MANCHA | 14.478 | 5,19 | 8.971 | 4,36 | 23.449 | 4,84 |
| CATALUNYA | 33.982 | 12,17 | 25.720 | 12,51 | 59.702 | 12,32 |
| C. VALENCIANA | 26.830 | 9,61 | 20.537 | 9,99 | 47.367 | 9,77 |
| EXTREMADURA | 10.960 | 3,93 | 6.198 | 3,01 | 17.158 | 3,54 |
| GALICIA | 32.785 | 11,74 | 21.001 | 10,21 | 53.786 | 11,09 |
| MADRID | 20.405 | 7,31 | 13.701 | 6,66 | 34.106 | 7,04 |
| MURCIA | 7.453 | 2,67 | 7.719 | 3,75 | 15.172 | 3,13 |
| NAVARRA | 2.161 | 0,77 | 1.021 | 0,50 | 3.182 | 0,66 |
| PAÍS VASCO | 4.699 | 1,68 | 5.208 | 2,53 | 9.907 | 2,04 |
| LA RIOJA | 1.264 | 0,45 | 860 | 0,42 | 2.124 | 0,44 |
| CEUTA | 848 | 0,30 | 869 | 0,42 | 1.717 | 0,35 |
| MELILLA | 1.191 | 0,43 | 1.303 | 0,63 | 2.494 | 0,51 |
| TOTAL ESTADO | 279.169 | 100,00 | 205.612 | 100,00 | 484.781 | 100,00 |

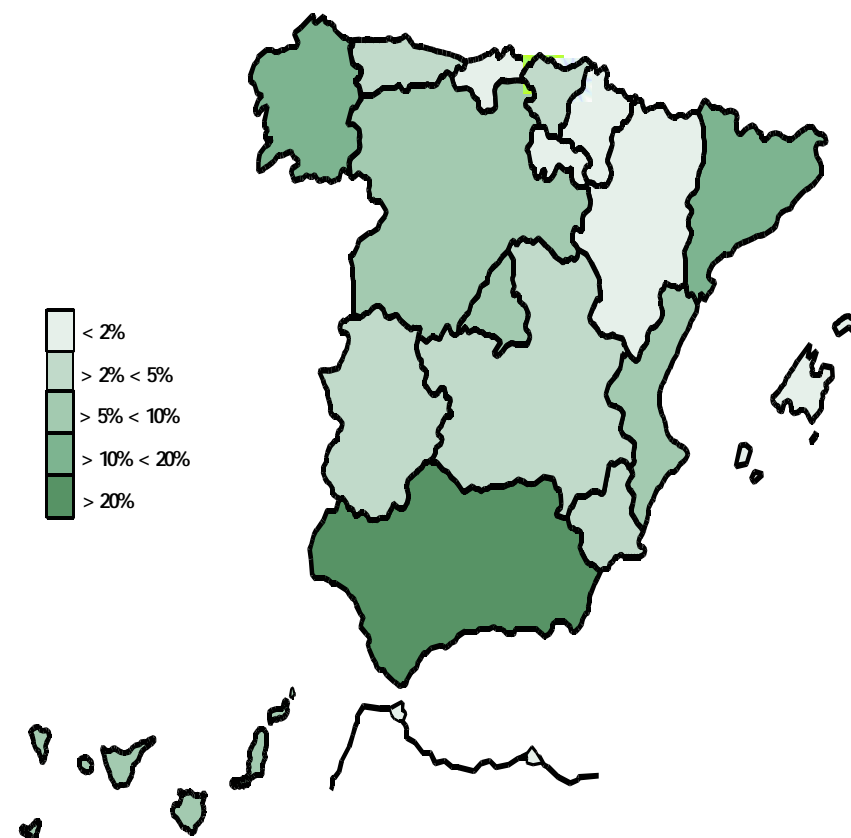


PNCs DE LA SEGURIDAD SOCIAL DE JUBILACIÓN E INVALIDEZ

DISTRIBUCIÓN TERRITORIAL DE LOS IMPORTES BRUTOS DE LAS NÓMINAS DEL AÑO 2005 (*)

| ÁMBITO GEOGRÁFICO | IMPORTES BRUTOS DE LAS NÓMINAS | | | |
|----------------------|--------------------------------|-----------------------|-----------------------|---------------|
| | JUBILACIÓN | INVALIDEZ | TOTAL | % |
| ANDALUCÍA | 85.708.215,13 | 73.812.539,67 | 159.520.754,80 | 22,96 |
| ARAGÓN | 9.136.832,66 | 4.667.186,02 | 13.804.018,68 | 1,99 |
| ASTURIAS | 8.042.137,78 | 8.217.920,56 | 16.260.058,34 | 2,34 |
| ILLES BALEARS | 5.885.888,51 | 5.552.731,71 | 11.438.620,22 | 1,65 |
| CANARIAS | 31.129.489,86 | 30.630.429,22 | 61.759.919,08 | 8,89 |
| CANTABRIA | 4.315.026,27 | 4.654.032,19 | 8.969.058,46 | 1,29 |
| CASTILLA Y LEÓN | 21.305.429,81 | 16.942.887,86 | 38.248.317,67 | 5,50 |
| CASTILLA-LA MANCHA | 19.235.792,94 | 13.828.451,10 | 33.064.244,04 | 4,76 |
| CATALUNYA | 46.275.507,57 | 40.397.344,76 | 86.672.852,33 | 12,47 |
| C. VALENCIANA | 34.689.228,11 | 30.836.645,24 | 65.525.873,35 | 9,43 |
| EXTREMADURA | 15.179.323,30 | 9.700.625,86 | 24.879.949,16 | 3,58 |
| GALICIA | 44.465.987,83 | 32.123.092,21 | 76.589.080,04 | 11,02 |
| MADRID | 26.960.288,83 | 21.145.661,70 | 48.105.950,53 | 6,92 |
| MURCIA | 9.688.178,83 | 12.048.437,88 | 21.736.616,71 | 3,13 |
| NAVARRA | 3.158.751,65 | 1.557.065,40 | 4.715.817,05 | 0,68 |
| PAÍS VASCO | 6.363.030,61 | 7.992.742,59 | 14.355.773,20 | 2,07 |
| LA RIOJA | 1.695.238,89 | 1.307.037,88 | 3.002.276,77 | 0,43 |
| CEUTA | 1.167.003,00 | 1.366.733,67 | 2.533.736,67 | 0,36 |
| MELILLA | 1.670.918,72 | 2.019.154,55 | 3.690.073,27 | 0,53 |
| TOTAL ESTADO | 376.072.270,30 | 318.800.720,07 | 694.872.990,37 | 100,00 |

DISTRIBUCIÓN PORCENTUAL POR COMUNIDADES AUTÓNOMAS



* El pago es efectuado por la Tesorería General de la Seguridad Social, excepto Navarra y el País Vasco cuyo pago es efectuado por el Instituto Navarro de Bienestar Social y el Dptº. de Trabajo y Seguridad Social del Gobierno Vasco respectivamente.

PNCs DE LA SEGURIDAD SOCIAL: ALTAS, BAJAS Y OSCILACIONES EN NÓMINA DE MAYO DE 2005

| ÁMBITO GEOGRÁFICO | PNC DE JUBILACIÓN | | | PNC DE INVALIDEZ | | | TOTAL PNCs | | |
|----------------------|-------------------|--------------|---------------|------------------|--------------|--------------|--------------|--------------|---------------|
| | ALTAS | BAJAS | OSCILACIONES | ALTAS | BAJAS | OSCILACIONES | ALTAS | BAJAS | OSCILACIONES |
| ANDALUCÍA | 504 | 784 | -280 | 431 | 338 | 93 | 935 | 1.122 | -187 |
| ARAGÓN | 67 | 126 | -59 | 46 | 43 | 3 | 113 | 169 | -56 |
| ASTURIAS | 60 | 93 | -33 | 79 | 42 | 37 | 139 | 135 | 4 |
| ILLES BALEARS | 57 | 50 | 7 | 46 | 41 | 5 | 103 | 91 | 12 |
| CANARIAS | 139 | 196 | -57 | 191 | 108 | 83 | 330 | 304 | 26 |
| CANTABRIA | 28 | 50 | -22 | 37 | 30 | 7 | 65 | 80 | -15 |
| CASTILLA Y LEÓN | 110 | 220 | -110 | 72 | 102 | -30 | 182 | 322 | -140 |
| CASTILLA-LA MANCHA | 93 | 181 | -88 | 109 | 102 | 7 | 202 | 283 | -81 |
| CATALUNYA | 186 | 331 | -145 | 237 | 249 | -12 | 423 | 580 | -157 |
| C. VALENCIANA | 163 | 238 | -75 | 192 | 155 | 37 | 355 | 393 | -38 |
| EXTREMADURA | 144 | 207 | -63 | 108 | 88 | 20 | 252 | 295 | -43 |
| GALICIA | 187 | 348 | -161 | 149 | 151 | -2 | 336 | 499 | -163 |
| MADRID | 153 | 202 | -49 | 125 | 117 | 8 | 278 | 319 | -41 |
| MURCIA | 20 | 85 | -65 | 30 | 91 | -61 | 50 | 176 | -126 |
| NAVARRA | - | - | - | - | - | - | - | - | - |
| PAÍS VASCO | - | - | - | - | - | - | - | - | - |
| LA RIOJA | 11 | 25 | -14 | 9 | 9 | 0 | 20 | 34 | -14 |
| CEUTA | 3 | 7 | -4 | 14 | 9 | 5 | 17 | 16 | 1 |
| MELILLA | 7 | 16 | -9 | 10 | 23 | -13 | 17 | 39 | -22 |
| TOTAL ESTADO | 1.932 | 3.159 | -1.227 | 1.885 | 1.698 | 187 | 3.817 | 4.857 | -1.040 |

1) No se dispone del movimiento de beneficiarios en nómina de las comunidades de Navarra y el País Vasco

PNCs DE LA SEGURIDAD SOCIAL: ACUMULADO DE ALTAS, BAJAS Y OSCILACIONES EN NÓMINA AÑO 2005 (1)

| ÁMBITO GEOGRÁFICO | PNC DE JUBILACIÓN | | | PNC DE INVALIDEZ | | | TOTAL PNCs | | |
|----------------------|-------------------|---------------|---------------|------------------|--------------|--------------|---------------|---------------|---------------|
| | ALTAS | BAJAS | OSCILACIONES | ALTAS | BAJAS | OSCILACIONES | ALTAS | BAJAS | OSCILACIONES |
| ANDALUCÍA | 2.242 | 3.117 | -875 | 2.108 | 1.516 | 592 | 4.350 | 4.633 | -283 |
| ARAGÓN | 273 | 466 | -193 | 171 | 157 | 14 | 444 | 623 | -179 |
| ASTURIAS | 262 | 317 | -55 | 308 | 207 | 101 | 570 | 524 | 46 |
| ILLES BALEARS | 231 | 188 | 43 | 222 | 160 | 62 | 453 | 348 | 105 |
| CANARIAS | 549 | 887 | -338 | 826 | 519 | 307 | 1.375 | 1.406 | -31 |
| CANTABRIA | 129 | 183 | -54 | 199 | 136 | 63 | 328 | 319 | 9 |
| CASTILLA Y LEÓN | 477 | 864 | -387 | 459 | 450 | 9 | 936 | 1.314 | -378 |
| CASTILLA-LA MANCHA | 431 | 760 | -329 | 463 | 339 | 124 | 894 | 1.099 | -205 |
| CATALUNYA | 2.261 | 2.819 | -558 | 2.305 | 2.029 | 276 | 4.566 | 4.848 | -282 |
| C. VALENCIANA | 959 | 1.214 | -255 | 946 | 743 | 203 | 1.905 | 1.957 | -52 |
| EXTREMADURA | 582 | 865 | -283 | 423 | 391 | 32 | 1.005 | 1.256 | -251 |
| GALICIA | 1.038 | 1.520 | -482 | 838 | 743 | 95 | 1.876 | 2.263 | -387 |
| MADRID | 763 | 948 | -185 | 683 | 647 | 36 | 1.446 | 1.595 | -149 |
| MURCIA | 162 | 337 | -175 | 262 | 305 | -43 | 424 | 642 | -218 |
| NAVARRA | - | - | - | - | - | - | - | - | - |
| PAÍS VASCO | - | - | - | - | - | - | - | - | - |
| LA RIOJA | 46 | 94 | -48 | 46 | 45 | 1 | 92 | 139 | -47 |
| CEUTA | 21 | 36 | -15 | 53 | 33 | 20 | 74 | 69 | 5 |
| MELILLA | 30 | 54 | -24 | 78 | 76 | 2 | 108 | 130 | -22 |
| TOTAL ESTADO | 10.456 | 14.669 | -4.213 | 10.390 | 8.496 | 1.894 | 20.846 | 23.165 | -2.319 |

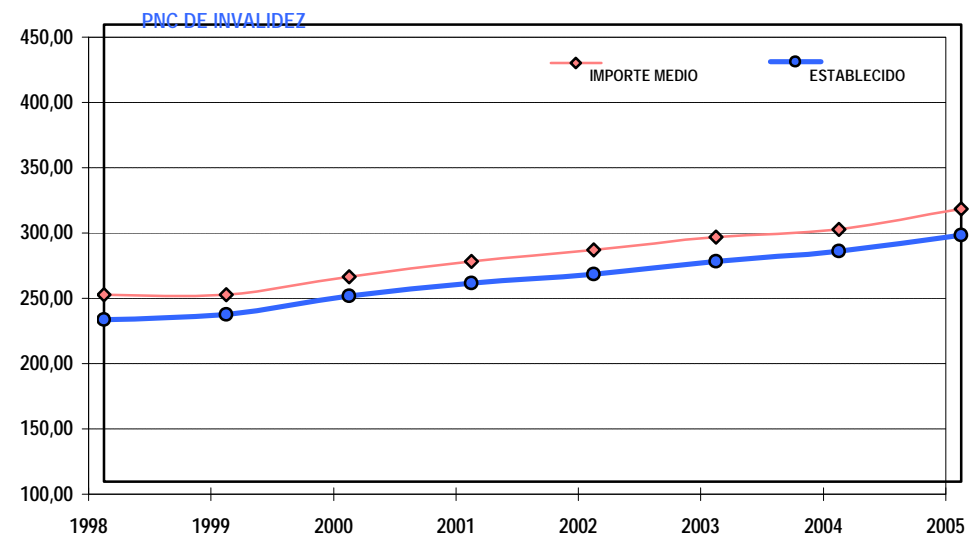
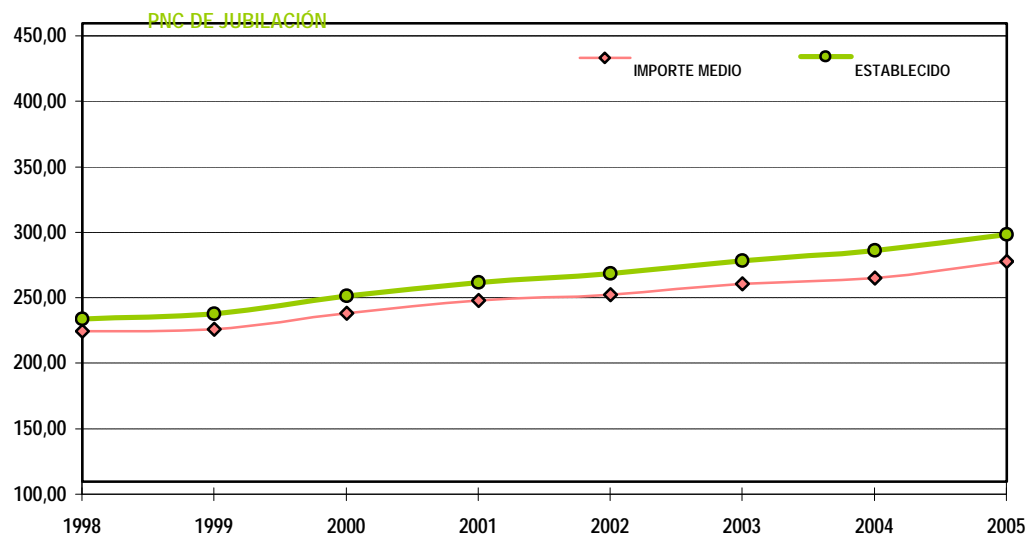
1) No se dispone del movimiento de beneficiarios en nómina de las comunidades de Navarra y el País Vasco

EVOLUCIÓN IMPORTES MEDIOS PENSIONES NO CONTRIBUTIVAS

| | PNC DE JUBILACIÓN | | | | | | | | PNC DE INVALIDEZ | | | | | | | |
|-------------------------|-------------------|---------------|---------------|---------------|---------------|---------------|---------------|---------------|------------------|---------------|---------------|---------------|---------------|---------------|---------------|---------------|
| | 1998 | 1999 | 2000 | 2001 | 2002 | 2003 | 2004 | 2005 | 1998 | 1999 | 2000 | 2001 | 2002 | 2003 | 2004 | 2005 |
| ENERO | 213,86 | 215,55 | 226,57 | 238,44 | 245,42 | 258,17 | 258,14 | 271,45 | 242,58 | 242,98 | 253,34 | 270,18 | 280,63 | 293,45 | 296,89 | 310,82 |
| FEBRERO | 220,65 | 216,33 | 232,46 | 250,42 | 243,41 | 250,93 | 254,48 | 265,92 | 253,59 | 243,15 | 260,50 | 282,00 | 278,01 | 288,42 | 290,70 | 305,65 |
| MARZO | 216,38 | 220,13 | 233,46 | 241,93 | 244,83 | 253,64 | 257,54 | 270,04 | 250,27 | 249,67 | 264,02 | 278,41 | 280,77 | 294,03 | 297,85 | 309,15 |
| ABRIL | 217,93 | 217,59 | 229,95 | 239,19 | 243,68 | 253,35 | 256,61 | 267,38 | 246,78 | 246,33 | 259,01 | 272,22 | 280,52 | 291,98 | 295,48 | 309,21 |
| MAYO | 214,36 | 221,56 | 227,99 | 238,61 | 243,03 | 252,18 | 256,70 | 267,15 | 244,10 | 246,72 | 255,36 | 270,83 | 278,73 | 293,07 | 296,95 | 308,23 |
| JUNIO* | 415,80 | 421,48 | 443,46 | 465,69 | 476,88 | 490,78 | 503,38 | | 467,79 | 473,47 | 497,35 | 525,75 | 539,20 | 557,91 | 571,98 | |
| JULIO | 217,46 | 219,48 | 230,59 | 240,14 | 244,55 | 253,52 | 257,94 | | 245,92 | 246,95 | 261,51 | 275,43 | 281,27 | 290,78 | 298,72 | |
| AGOSTO | 219,97 | 217,01 | 230,28 | 238,51 | 245,05 | 253,07 | 257,34 | | 247,26 | 245,25 | 259,75 | 271,86 | 278,70 | 288,74 | 296,49 | |
| SETIEMBRE | 212,75 | 216,97 | 230,07 | 235,91 | 243,15 | 251,07 | 256,24 | | 239,59 | 241,76 | 258,06 | 266,69 | 273,93 | 285,31 | 293,33 | |
| OCTUBRE | 213,83 | 219,11 | 230,51 | 238,21 | 244,08 | 251,50 | 256,47 | | 241,87 | 244,44 | 257,47 | 271,69 | 280,51 | 287,60 | 292,05 | |
| NOVIEMBRE* | 420,64 | 425,41 | 450,25 | 467,71 | 477,93 | 494,89 | 503,33 | | 468,94 | 473,26 | 505,00 | 493,59 | 541,95 | 559,23 | 575,52 | |
| DICEMBRE | 225,31 | 219,21 | 232,91 | 242,28 | 248,33 | 254,60 | 257,27 | | 252,32 | 248,51 | 263,41 | 279,28 | 287,83 | 290,71 | 299,59 | |
| IMPORTE MEDIO | 214,92 | 216,42 | 228,46 | 238,36 | 242,88 | 251,26 | 255,39 | 268,39 | 242,93 | 243,04 | 256,77 | 268,42 | 277,29 | 287,23 | 293,25 | 308,61 |
| IMP. MENSUAL | | | | | | | | | | | | | | | | |
| ESTABLECIDO | 224,06 | 228,11 | 241,94 | 251,88 | 258,68 | 268,77 | 276,30 | 288,79 | 224,06 | 228,11 | 241,94 | 251,88 | 258,68 | 268,77 | 276,30 | 288,79 |
| Con comp. 50% T. P. (1) | - | - | - | - | - | - | - | - | 336,09 | 342,17 | 362,91 | 377,82 | 388,02 | 403,16 | 414,45 | 433,19 |
| MÍNIMO 25% | 56,01 | 57,03 | 60,48 | 62,97 | 64,67 | 67,19 | 69,08 | 72,20 | 56,01 | 57,03 | 60,48 | 62,97 | 64,67 | 67,19 | 69,08 | 72,20 |
| D INTERANUAL | 2,10% | 1,80% | 6,06% | 4,10% | 2,70% | 3,90% | 2,80% | 4,50% | 2,10% | 1,80% | 6,06% | 4,10% | 2,70% | 3,90% | 2,80% | 4,50% |

(*) Junto a la mensualidad se abona una paga extra, por lo que la media se calcula sobre 14 pagas.

(1) En la PNC de Invalidez, la cuantía se incrementa en un 50% en los casos en que el beneficiario necesite el concurso de una tercera persona.



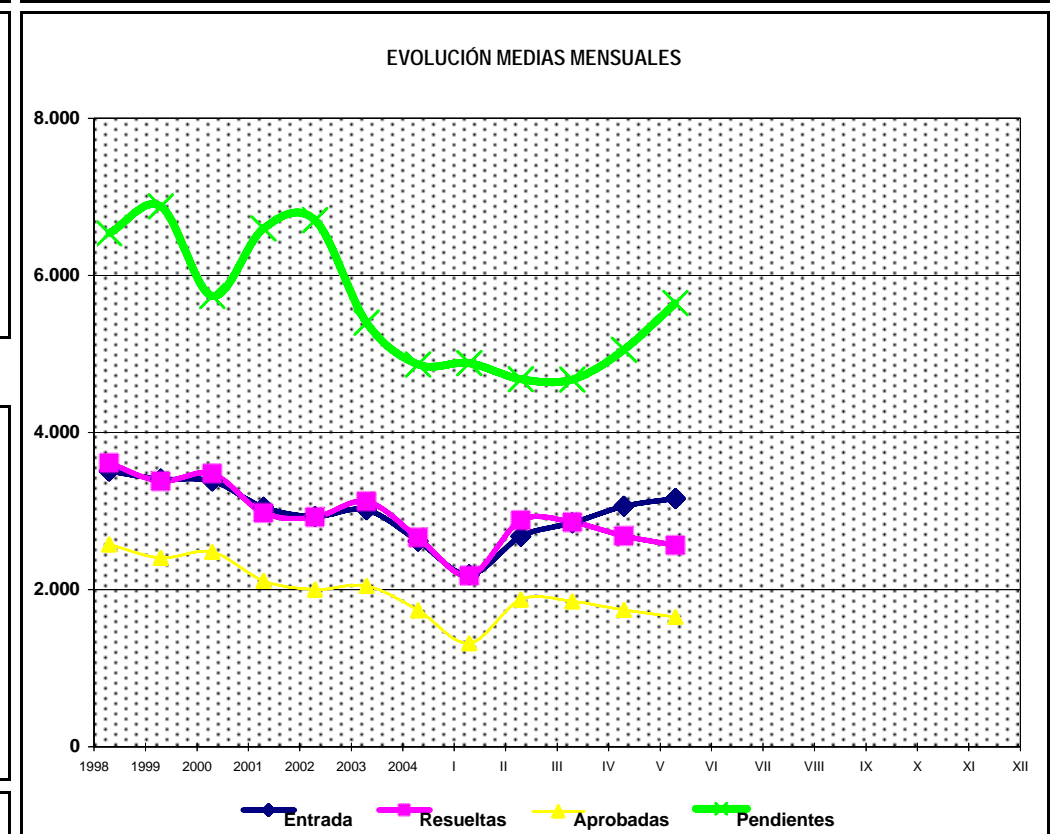
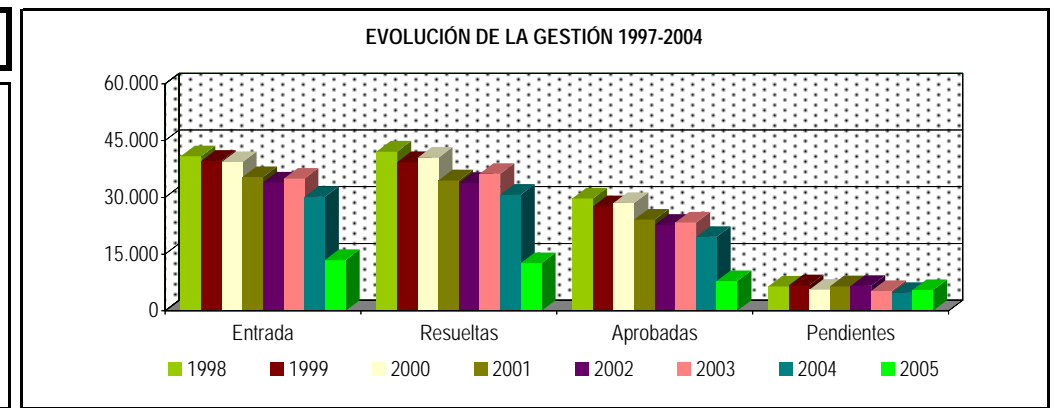
1b PNC DE JUBILACIÓN: DATOS DE LA GESTIÓN MENSUAL Y ANUAL

R.D.L. 1/1994, DE 20 DE JUNIO; T. REF. LGSS PNCs DE LA SEGURIDAD SOCIAL

JUBILACIÓN

| | | Entrada | Resueltas | % R./E. | Aprobadas | % A./R. | No Aprob. | Pendientes |
|--|-------|---------|-----------|---------|-----------|---------|-----------|------------|
| G E S T I O N | 1998 | 40.880 | 42.084 | 102,95% | 29.677 | 70,52% | 12.407 | 6.431 |
| | 1999 | 39.644 | 39.300 | 99,13% | 27.625 | 70,29% | 11.675 | 6.775 |
| | 2000 | 39.352 | 40.493 | 102,90% | 28.499 | 70,38% | 11.994 | 5.634 |
| | 2001 | 35.344 | 34.484 | 97,57% | 24.102 | 69,89% | 10.382 | 6.494 |
| | 2002 | 33.910 | 33.807 | 99,70% | 22.771 | 67,36% | 11.036 | 6.597 |
| | 2003 | 34.939 | 36.240 | 103,72% | 23.340 | 64,40% | 12.900 | 5.296 |
| | 2004 | 30.143 | 30.677 | 101,77% | 19.579 | 63,82% | 11.098 | 4.762 |
| M E N S U A L E S * | 1998 | 3.407 | 3.507 | | 2.473 | | 1.034 | 6.431 |
| | 1999 | 3.304 | 3.275 | | 2.302 | | 973 | 6.775 |
| | 2000 | 3.279 | 3.374 | | 2.375 | | 1.000 | 5.634 |
| | 2001 | 2.945 | 2.874 | | 2.009 | | 865 | 6.494 |
| | 2002 | 2.826 | 2.817 | | 1.898 | | 920 | 6.597 |
| | 2003 | 2.912 | 3.020 | | 1.945 | | 1.075 | 5.296 |
| | 2004 | 2.512 | 2.556 | | 1.632 | | 925 | 4.762 |
| 2005 | | | | | | | | |
| I | 2.087 | 2.072 | 99,28% | 1.212 | 58,49% | 860 | 4.777 | |
| II | 2.576 | 2.777 | 107,80% | 1.771 | 63,77% | 1.006 | 4.576 | |
| III | 2.747 | 2.753 | 100,22% | 1.748 | 63,49% | 1.005 | 4.570 | |
| IV | 2.957 | 2.579 | 87,22% | 1.638 | 63,51% | 941 | 4.948 | |
| V | 3.057 | 2.460 | 80,47% | 1.548 | 62,93% | 912 | 5.545 | |
| VI | | | | | | | | |
| VII | | | | | | | | |
| VIII | | | | | | | | |
| IX | | | | | | | | |
| X | | | | | | | | |
| XI | | | | | | | | |
| XII | | | | | | | | |
| 2005 | | 13.424 | 12.641 | 94,17% | 7.917 | 62,63% | 4.724 | 5.545 |

* Pendientes reales



PENSIÓN NO CONTRIBUTIVA DE JUBILACIÓN

DATOS DE GESTIÓN CORRESPONDIENTES AL MES DE MAYO DE 2005

| CC.AA. Y/O PROVINCIAS | PTES. MES ANTERIOR | SOLICITUDES PRESENTADAS | | | | | A RESOLV. MES | SOLICITUDES RESUELTAS | | | | | | PTES. FIN MES | | |
|-----------------------------|--------------------------|----------------------------|-----------|------------|----------|------------|---------------------|-----------------------|----------|-----------|----------|------------|--------------|---------------------|------------|--------------|
| | | NUEVAS | LISMI | PAS | INSS | TOTAL | | APROBADAS | | | | | NO APROBADAS | | | |
| | | | | | | | | NUEVAS | LISMI | PAS | INSS | TOTAL | DNG | | CAD-DES | TOTAL |
| ANDALUCÍA | 1.247 | 601 | 1 | 25 | 0 | 627 | 1.874 | 402 | 1 | 14 | 0 | 417 | 155 | 58 | 630 | 1.244 |
| ALMERÍA | 67 | 32 | 0 | 0 | 0 | 32 | 99 | 25 | 0 | 0 | 0 | 25 | 15 | 0 | 40 | 59 |
| CÁDIZ | 130 | 67 | 1 | 6 | 0 | 74 | 204 | 71 | 1 | 4 | 0 | 76 | 8 | 0 | 84 | 120 |
| CÓRDOBA | 59 | 60 | 0 | 0 | 0 | 60 | 119 | 32 | 0 | 0 | 0 | 32 | 5 | 0 | 37 | 82 |
| GRANADA | 72 | 57 | 0 | 4 | 0 | 61 | 133 | 45 | 0 | 1 | 0 | 46 | 13 | 3 | 62 | 71 |
| HUELVA | 82 | 38 | 0 | 2 | 0 | 40 | 122 | 45 | 0 | 0 | 0 | 45 | 8 | 3 | 56 | 66 |
| JAÉN | 92 | 72 | 0 | 4 | 0 | 76 | 168 | 53 | 0 | 4 | 0 | 57 | 21 | 1 | 79 | 89 |
| MÁLAGA | 380 | 70 | 0 | 1 | 0 | 71 | 451 | 53 | 0 | 1 | 0 | 54 | 35 | 21 | 110 | 341 |
| SEVILLA | 365 | 205 | 0 | 8 | 0 | 213 | 578 | 78 | 0 | 4 | 0 | 82 | 50 | 30 | 162 | 416 |
| ARAGÓN | 89 | 59 | 0 | 3 | 2 | 64 | 153 | 45 | 7 | 0 | 0 | 52 | 19 | 0 | 71 | 82 |
| HUESCA | 39 | 18 | 0 | 1 | 0 | 19 | 58 | 13 | 3 | 0 | 0 | 16 | 1 | 0 | 17 | 41 |
| TERUEL | 11 | 5 | 0 | 0 | 0 | 5 | 16 | 6 | 2 | 0 | 0 | 8 | 0 | 0 | 8 | 8 |
| ZARAGOZA | 39 | 36 | 0 | 2 | 2 | 40 | 79 | 26 | 2 | 0 | 0 | 28 | 18 | 0 | 46 | 33 |
| ASTURIAS | 218 | 49 | 0 | 2 | 1 | 52 | 270 | 28 | 1 | 1 | 0 | 30 | 15 | 7 | 52 | 218 |
| ILLES BALEARS | 57 | 7 | 0 | 0 | 0 | 7 | 64 | 2 | 0 | 0 | 0 | 2 | 0 | 0 | 2 | 62 |
| CANARIAS | 130 | 154 | 0 | 4 | 0 | 158 | 288 | 80 | 0 | 0 | 0 | 80 | 33 | 37 | 150 | 138 |
| LAS PALMAS | 92 | 39 | 0 | 4 | 0 | 43 | 135 | 42 | 0 | 0 | 0 | 42 | 14 | 11 | 67 | 68 |
| S.C. TENERIFE | 38 | 115 | 0 | 0 | 0 | 115 | 153 | 38 | 0 | 0 | 0 | 38 | 19 | 26 | 83 | 70 |
| CANTABRIA | 46 | 27 | 2 | 0 | 0 | 29 | 75 | 23 | 1 | 1 | 0 | 25 | 14 | 0 | 39 | 36 |
| CASTILLA Y LEÓN | 412 | 169 | 11 | 123 | 0 | 303 | 715 | 57 | 3 | 21 | 0 | 81 | 26 | 10 | 117 | 598 |
| ÁVILA | 24 | 13 | 0 | 12 | 0 | 25 | 49 | 12 | 0 | 1 | 0 | 13 | 3 | 2 | 18 | 31 |
| BURGOS | 36 | 44 | 0 | 3 | 0 | 47 | 83 | 2 | 0 | 1 | 0 | 3 | 3 | 3 | 9 | 74 |
| LEÓN | 64 | 19 | 6 | 42 | 0 | 67 | 131 | 3 | 0 | 0 | 0 | 3 | 5 | 0 | 8 | 123 |
| PALENCIA | 20 | 10 | 0 | 6 | 0 | 16 | 36 | 6 | 0 | 4 | 0 | 10 | 1 | 0 | 11 | 25 |
| SALAMANCA | 99 | 31 | 2 | 16 | 0 | 49 | 148 | 24 | 3 | 14 | 0 | 41 | 10 | 0 | 51 | 97 |
| SEGOVIA | 9 | 3 | 0 | 7 | 0 | 10 | 19 | 0 | 0 | 1 | 0 | 1 | 2 | 1 | 4 | 15 |
| SORIA | 6 | 5 | 0 | 5 | 0 | 10 | 16 | 1 | 0 | 0 | 0 | 1 | 0 | 1 | 2 | 14 |
| VALLADOLID | 111 | 26 | 2 | 21 | 0 | 49 | 160 | 3 | 0 | 0 | 0 | 3 | 0 | 0 | 3 | 157 |
| ZAMORA | 43 | 18 | 1 | 11 | 0 | 30 | 73 | 6 | 0 | 0 | 0 | 6 | 2 | 3 | 11 | 62 |
| CASTILLA-LA MANCHA | 338 | 113 | 1 | 2 | 0 | 116 | 454 | 83 | 0 | 6 | 0 | 89 | 37 | 4 | 130 | 324 |
| ALBACETE | 80 | 24 | 0 | 1 | 0 | 25 | 105 | 13 | 0 | 2 | 0 | 15 | 8 | 3 | 26 | 79 |
| CIUDAD REAL | 115 | 28 | 1 | 1 | 0 | 30 | 145 | 21 | 0 | 4 | 0 | 25 | 13 | 0 | 38 | 107 |
| CUENCA | 63 | 26 | 0 | 0 | 0 | 26 | 89 | 28 | 0 | 0 | 0 | 28 | 7 | 1 | 36 | 53 |
| GUADALAJARA | 4 | 5 | 0 | 0 | 0 | 5 | 9 | 1 | 0 | 0 | 0 | 1 | 0 | 0 | 1 | 8 |
| TOLEDO | 76 | 30 | 0 | 0 | 0 | 30 | 106 | 20 | 0 | 0 | 0 | 20 | 9 | 0 | 29 | 77 |

(Continúa al dorso)

| CC.AA. Y/O PROVINCIAS | PTES. MES ANTERIOR | SOLICITUDES PRESENTADAS | | | | | A RESOLV. MES | SOLICITUDES RESUELTAS | | | | | | | | | PTES. FIN MES |
|-----------------------------|--------------------------|----------------------------|----------|----------|----------|------------|---------------------|-----------------------|----------|----------|----------|------------|--------------|-----------|------------|------------|---------------------|
| | | NUEVAS | LISMI | PAS | INSS | TOTAL | | APROBADAS | | | | | NO APROBADAS | | TOTAL | | |
| | | | | | | | | NUEVAS | LISMI | PAS | INSS | TOTAL | DNG | CAD-DES | | | |
| CATALUNYA | 650 | 329 | 2 | 1 | 0 | 332 | 982 | 167 | 1 | 1 | 0 | 169 | 111 | 30 | 310 | 672 | |
| BARCELONA | 470 | 247 | 2 | 0 | 0 | 249 | 719 | 129 | 0 | 0 | 0 | 129 | 78 | 25 | 232 | 487 | |
| GIRONA | 52 | 16 | 0 | 0 | 0 | 16 | 68 | 13 | 1 | 0 | 0 | 14 | 3 | 1 | 18 | 50 | |
| LLEIDA | 33 | 29 | 0 | 1 | 0 | 30 | 63 | 11 | 0 | 0 | 0 | 11 | 9 | 0 | 20 | 43 | |
| TARRAGONA | 95 | 37 | 0 | 0 | 0 | 37 | 132 | 14 | 0 | 1 | 0 | 15 | 21 | 4 | 40 | 92 | |
| COMUNIDAD VALENCIANA | 500 | 413 | 7 | 3 | 0 | 423 | 923 | 156 | 5 | 2 | 0 | 163 | 115 | 5 | 283 | 640 | |
| ALICANTE | 133 | 122 | 7 | 3 | 0 | 132 | 265 | 68 | 0 | 1 | 0 | 69 | 21 | 2 | 92 | 173 | |
| CASTELLÓN | 58 | 48 | 0 | 0 | 0 | 48 | 106 | 7 | 0 | 0 | 0 | 7 | 0 | 0 | 7 | 99 | |
| VALENCIA | 309 | 243 | 0 | 0 | 0 | 243 | 552 | 81 | 5 | 1 | 0 | 87 | 94 | 3 | 184 | 368 | |
| EXTREMADURA | 36 | 94 | 2 | 2 | 0 | 98 | 134 | 51 | 0 | 4 | 0 | 55 | 11 | 9 | 75 | 59 | |
| BADAJOS | 16 | 63 | 1 | 1 | 0 | 65 | 81 | 31 | 0 | 2 | 0 | 33 | 3 | 7 | 43 | 38 | |
| CÁCERES | 20 | 31 | 1 | 1 | 0 | 33 | 53 | 20 | 0 | 2 | 0 | 22 | 8 | 2 | 32 | 21 | |
| GALICIA | 318 | 346 | 0 | 1 | 0 | 347 | 665 | 148 | 2 | 1 | 0 | 151 | 77 | 0 | 228 | 437 | |
| A CORUÑA | 189 | 117 | 0 | 0 | 0 | 117 | 306 | 56 | 1 | 1 | 0 | 58 | 28 | 0 | 86 | 220 | |
| LUGO | 38 | 22 | 0 | 1 | 0 | 23 | 61 | 18 | 0 | 0 | 0 | 18 | 2 | 0 | 20 | 41 | |
| OURENSE | 34 | 38 | 0 | 0 | 0 | 38 | 72 | 34 | 0 | 0 | 0 | 34 | 9 | 0 | 43 | 29 | |
| PONTEVEDRA | 57 | 169 | 0 | 0 | 0 | 169 | 226 | 40 | 1 | 0 | 0 | 41 | 38 | 0 | 79 | 147 | |
| MADRID | 376 | 289 | 0 | 2 | 0 | 291 | 667 | 107 | 0 | 2 | 0 | 109 | 49 | 12 | 170 | 497 | |
| MURCIA | 272 | 70 | 1 | 1 | 2 | 74 | 346 | 42 | 0 | 0 | 0 | 42 | 50 | 5 | 97 | 249 | |
| NAVARRA | 1 | 27 | 0 | 3 | 0 | 30 | 31 | 6 | 0 | 1 | 0 | 7 | 5 | 2 | 14 | 17 | |
| PAÍS VASCO | 189 | 73 | 0 | 4 | 0 | 77 | 266 | 52 | 0 | 2 | 0 | 54 | 8 | 0 | 62 | 204 | |
| ÁLAVA | 116 | 16 | 0 | 0 | 0 | 16 | 132 | 6 | 0 | 0 | 0 | 6 | 2 | 0 | 8 | 124 | |
| GUIPÚZCOA | 10 | 12 | 0 | 0 | 0 | 12 | 22 | 12 | 0 | 0 | 0 | 12 | 4 | 0 | 16 | 6 | |
| VIZCAYA | 63 | 45 | 0 | 4 | 0 | 49 | 112 | 34 | 0 | 2 | 0 | 36 | 2 | 0 | 38 | 74 | |
| LA RIOJA | 40 | 12 | 0 | 0 | 0 | 12 | 52 | 10 | 0 | 0 | 0 | 10 | 4 | 0 | 14 | 38 | |
| CEUTA | 13 | 6 | 0 | 1 | 0 | 7 | 20 | 2 | 0 | 0 | 0 | 2 | 1 | 1 | 4 | 16 | |
| MELILLA | 16 | 9 | 0 | 1 | 0 | 10 | 26 | 9 | 0 | 1 | 0 | 10 | 1 | 1 | 12 | 14 | |

| | | | | | | | | | | | | | | | | |
|---------------------|--------------|--------------|-----------|------------|----------|--------------|--------------|--------------|-----------|-----------|----------|--------------|------------|------------|--------------|--------------|
| TOTAL ESTADO | 4.948 | 2.847 | 27 | 178 | 5 | 3.057 | 8.005 | 1.470 | 21 | 57 | 0 | 1.548 | 731 | 181 | 2.460 | 5.545 |
|---------------------|--------------|--------------|-----------|------------|----------|--------------|--------------|--------------|-----------|-----------|----------|--------------|------------|------------|--------------|--------------|

PENSIÓN NO CONTRIBUTIVA DE JUBILACIÓN

CAUSAS DE DENEGACIÓN CORRESPONDIENTES AL MES DE MAYO DE 2005

| CC.AA. Y/O PROVINCIAS | EDAD | RESIDENCIA LEGAL | RECURSOS ECONÓMICOS | | PRESTACIÓN INCOMPATIBLE | SIN DESGLOSAR | TOTAL CAUSAS DE DENEGACIÓN | |
|-----------------------------|----------|------------------|------------------------|-----------|----------------------------|------------------|----------------------------------|------------|
| | | | PERSONALES | U.E.C. | | | | |
| | | | 10 | 14 | 15 | 111 | | 5 |
| ANDALUCÍA | | | | | | | | 155 |
| ALMERÍA | 0 | 3 | 1 | 11 | 0 | 0 | | 15 |
| CÁDIZ | 1 | 0 | 4 | 3 | 0 | 0 | | 8 |
| CÓRDOBA | 3 | 0 | 0 | 2 | 0 | 0 | | 5 |
| GRANADA | 0 | 0 | 2 | 11 | 0 | 0 | | 13 |
| HUELVA | 0 | 0 | 0 | 8 | 0 | 0 | | 8 |
| JAÉN | 3 | 3 | 0 | 15 | 0 | 0 | | 21 |
| MÁLAGA | 0 | 8 | 3 | 21 | 3 | 0 | | 35 |
| SEVILLA | 3 | 0 | 5 | 40 | 2 | 0 | | 50 |
| ARAGÓN | 0 | 0 | 1 | 17 | 1 | 0 | | 19 |
| HUESCA | 0 | 0 | 0 | 1 | 0 | 0 | | 1 |
| TERUEL | 0 | 0 | 0 | 0 | 0 | 0 | | 0 |
| ZARAGOZA | 0 | 0 | 1 | 16 | 1 | 0 | | 18 |
| ASTURIAS | 2 | 2 | 0 | 11 | 0 | 0 | | 15 |
| ILLES BALEARS | 0 | 0 | 0 | 0 | 0 | 0 | | 0 |
| CANARIAS | 2 | 5 | 2 | 24 | 0 | 0 | | 33 |
| LAS PALMAS | 1 | 0 | 0 | 13 | 0 | 0 | | 14 |
| S.C. TENERIFE | 1 | 5 | 2 | 11 | 0 | 0 | | 19 |
| CANTABRIA | 1 | 0 | 1 | 12 | 0 | 0 | | 14 |
| CASTILLA Y LEÓN | 0 | 3 | 1 | 20 | 2 | 0 | | 26 |
| ÁVILA | 0 | 0 | 1 | 2 | 0 | 0 | | 3 |
| BURGOS | 0 | 0 | 0 | 3 | 0 | 0 | | 3 |
| LEÓN | 0 | 0 | 0 | 5 | 0 | 0 | | 5 |
| PALENCIA | 0 | 0 | 0 | 1 | 0 | 0 | | 1 |
| SALAMANCA | 0 | 2 | 0 | 6 | 2 | 0 | | 10 |
| SEGOVIA | 0 | 1 | 0 | 1 | 0 | 0 | | 2 |
| SORIA | 0 | 0 | 0 | 0 | 0 | 0 | | 0 |
| VALLADOLID | 0 | 0 | 0 | 0 | 0 | 0 | | 0 |
| ZAMORA | 0 | 0 | 0 | 2 | 0 | 0 | | 2 |
| CASTILLA-LA MANCHA | 2 | 0 | 5 | 30 | 0 | 0 | | 37 |
| ALBACETE | 0 | 0 | 1 | 7 | 0 | 0 | | 8 |
| CIUDAD REAL | 1 | 0 | 3 | 9 | 0 | 0 | | 13 |
| CUENCA | 1 | 0 | 1 | 5 | 0 | 0 | | 7 |
| GUADALAJARA | 0 | 0 | 0 | 0 | 0 | 0 | | 0 |
| TOLEDO | 0 | 0 | 0 | 9 | 0 | 0 | | 9 |

(Continúa al dorso)

| CC.AA. Y/O PROVINCIAS | EDAD | RESIDENCIA LEGAL | RECURSOS ECONÓMICOS | | PRESTACIÓN INCOMPATIBLE | SIN DESGLOSAR | TOTAL CAUSAS DE DENEGACIÓN |
|-----------------------------|-----------|------------------|------------------------|------------|----------------------------|------------------|----------------------------------|
| | | | PERSONALES | U.E.C. | | | |
| | | | CATALUNYA | 4 | 13 | 7 | |
| BARCELONA | 3 | 10 | 5 | 56 | 4 | 0 | 78 |
| GIRONA | 0 | 1 | 0 | 2 | 0 | 0 | 3 |
| LLEIDA | 0 | 1 | 0 | 8 | 0 | 0 | 9 |
| TARRAGONA | 1 | 1 | 2 | 17 | 0 | 0 | 21 |
| COMUNIDAD VALENCIANA | 0 | 2 | 26 | 87 | 0 | 0 | 115 |
| ALICANTE | 0 | 0 | 3 | 18 | 0 | 0 | 21 |
| CASTELLÓN | 0 | 0 | 0 | 0 | 0 | 0 | 0 |
| VALENCIA | 0 | 2 | 23 | 69 | 0 | 0 | 94 |
| EXTREMADURA | 2 | 0 | 5 | 4 | 0 | 0 | 11 |
| BADAJOS | 1 | 0 | 0 | 2 | 0 | 0 | 3 |
| CÁCERES | 1 | 0 | 5 | 2 | 0 | 0 | 8 |
| GALICIA | 5 | 13 | 11 | 48 | 0 | 0 | 77 |
| A CORUÑA | 0 | 6 | 4 | 18 | 0 | 0 | 28 |
| LUGO | 2 | 0 | 0 | 0 | 0 | 0 | 2 |
| OURENSE | 1 | 0 | 1 | 7 | 0 | 0 | 9 |
| PONTEVEDRA | 2 | 7 | 6 | 23 | 0 | 0 | 38 |
| MADRID | 6 | 6 | 6 | 31 | 0 | 0 | 49 |
| MURCIA | 4 | 4 | 2 | 40 | 0 | 0 | 50 |
| NAVARRA | 0 | 0 | 0 | 5 | 0 | 0 | 5 |
| PAÍS VASCO | 0 | 0 | 5 | 3 | 0 | 0 | 8 |
| ÁLAVA | 0 | 0 | 1 | 1 | 0 | 0 | 2 |
| GUIPÚZCOA | 0 | 0 | 4 | 0 | 0 | 0 | 4 |
| VIZCAYA | 0 | 0 | 0 | 2 | 0 | 0 | 2 |
| LA RIOJA | 0 | 2 | 0 | 2 | 0 | 0 | 4 |
| CEUTA | 1 | 0 | 0 | 0 | 0 | 0 | 1 |
| MELILLA | 0 | 0 | 0 | 1 | 0 | 0 | 1 |
| TOTAL ESTADO | 39 | 64 | 87 | 529 | 12 | 0 | 731 |

PENSIÓN NO CONTRIBUTIVA DE JUBILACIÓN

DATOS ACUMULADOS DE GESTIÓN CORRESPONDIENTES AL AÑO 2005 HASTA MAYO

| CC.AA. Y/O PROVINCIAS | PTES. AÑO ANTERIOR | SOLICITUDES PRESENTADAS | | | | | A RESOLV. AÑO | SOLICITUDES RESUELTAS | | | | | | | | | PTES. FINAL |
|-----------------------------|--------------------------|----------------------------|-----------|------------|-----------|--------------|---------------------|-----------------------|-----------|-----------|----------|--------------|--------------|------------|--------------|--------------|----------------|
| | | | | | | | | APROBADAS | | | | | NO APROBADAS | | TOTAL | | |
| | | NUEVAS | LISMI | PAS | INSS | TOTAL | | NUEVAS | LISMI | PAS | INSS | TOTAL | DNG | CAD-DES | | | |
| ANDALUCÍA | 1.281 | 2.615 | 62 | 99 | 1 | 2.777 | 4.058 | 1.867 | 20 | 83 | 1 | 1.971 | 699 | 144 | 2.814 | 1.244 | |
| ALMERÍA | 35 | 187 | 1 | 1 | 0 | 189 | 224 | 107 | 1 | 1 | 0 | 109 | 56 | 0 | 165 | 59 | |
| CÁDIZ | 74 | 416 | 4 | 26 | 0 | 446 | 520 | 310 | 2 | 24 | 1 | 337 | 58 | 5 | 400 | 120 | |
| CÓRDOBA | 24 | 324 | 1 | 6 | 0 | 331 | 355 | 193 | 2 | 7 | 0 | 202 | 64 | 7 | 273 | 82 | |
| GRANADA | 60 | 176 | 52 | 12 | 1 | 241 | 301 | 163 | 4 | 8 | 0 | 175 | 46 | 9 | 230 | 71 | |
| HUELVA | 55 | 193 | 0 | 5 | 0 | 198 | 253 | 132 | 1 | 2 | 0 | 135 | 47 | 5 | 187 | 66 | |
| JAÉN | 45 | 263 | 0 | 23 | 0 | 286 | 331 | 162 | 0 | 15 | 0 | 177 | 54 | 11 | 242 | 89 | |
| MÁLAGA | 642 | 418 | 3 | 3 | 0 | 424 | 1.066 | 442 | 8 | 10 | 0 | 460 | 218 | 47 | 725 | 341 | |
| SEVILLA | 346 | 638 | 1 | 23 | 0 | 662 | 1.008 | 358 | 2 | 16 | 0 | 376 | 156 | 60 | 592 | 416 | |
| ARAGÓN | 68 | 329 | 9 | 13 | 17 | 368 | 436 | 228 | 11 | 8 | 2 | 249 | 91 | 14 | 354 | 82 | |
| HUESCA | 26 | 93 | 3 | 3 | 0 | 99 | 125 | 59 | 4 | 2 | 0 | 65 | 17 | 2 | 84 | 41 | |
| TERUEL | 3 | 28 | 2 | 3 | 0 | 33 | 36 | 18 | 2 | 3 | 0 | 23 | 3 | 2 | 28 | 8 | |
| ZARAGOZA | 39 | 208 | 4 | 7 | 17 | 236 | 275 | 151 | 5 | 3 | 2 | 161 | 71 | 10 | 242 | 33 | |
| ASTURIAS | 296 | 246 | 8 | 6 | 1 | 261 | 557 | 206 | 11 | 5 | 4 | 226 | 69 | 44 | 339 | 218 | |
| ILLES BALEARS | 27 | 91 | 0 | 0 | 0 | 91 | 118 | 32 | 1 | 0 | 0 | 33 | 14 | 9 | 56 | 62 | |
| CANARIAS | 202 | 971 | 3 | 26 | 0 | 1.000 | 1.202 | 447 | 5 | 21 | 0 | 473 | 197 | 394 | 1.064 | 138 | |
| LAS PALMAS | 131 | 308 | 2 | 19 | 0 | 329 | 460 | 167 | 2 | 6 | 0 | 175 | 58 | 159 | 392 | 68 | |
| S.C. TENERIFE | 71 | 663 | 1 | 7 | 0 | 671 | 742 | 280 | 3 | 15 | 0 | 298 | 139 | 235 | 672 | 70 | |
| CANTABRIA | 30 | 143 | 6 | 1 | 0 | 150 | 180 | 101 | 2 | 3 | 0 | 106 | 38 | 0 | 144 | 36 | |
| CASTILLA Y LEÓN | 161 | 735 | 21 | 239 | 0 | 995 | 1.156 | 376 | 11 | 28 | 0 | 415 | 109 | 34 | 558 | 598 | |
| ÁVILA | 9 | 56 | 0 | 28 | 0 | 84 | 93 | 45 | 1 | 2 | 0 | 48 | 7 | 7 | 62 | 31 | |
| BURGOS | 37 | 89 | 0 | 4 | 0 | 93 | 130 | 36 | 1 | 2 | 0 | 39 | 11 | 6 | 56 | 74 | |
| LEÓN | 1 | 127 | 6 | 59 | 0 | 192 | 193 | 48 | 0 | 0 | 0 | 48 | 20 | 2 | 70 | 123 | |
| PALENCIA | 3 | 53 | 0 | 14 | 0 | 67 | 70 | 33 | 0 | 4 | 0 | 37 | 7 | 1 | 45 | 25 | |
| SALAMANCA | 39 | 163 | 7 | 60 | 0 | 230 | 269 | 118 | 6 | 17 | 0 | 141 | 30 | 1 | 172 | 97 | |
| SEGOVIA | 9 | 18 | 1 | 12 | 0 | 31 | 40 | 10 | 0 | 1 | 0 | 11 | 9 | 5 | 25 | 15 | |
| SORIA | 6 | 18 | 0 | 8 | 0 | 26 | 32 | 15 | 1 | 0 | 0 | 16 | 1 | 1 | 18 | 14 | |
| VALLADOLID | 43 | 127 | 4 | 38 | 0 | 169 | 212 | 33 | 1 | 2 | 0 | 36 | 14 | 5 | 55 | 157 | |
| ZAMORA | 14 | 84 | 3 | 16 | 0 | 103 | 117 | 38 | 1 | 0 | 0 | 39 | 10 | 6 | 55 | 62 | |
| CASTILLA-LA MANCHA | 273 | 637 | 2 | 26 | 0 | 665 | 938 | 358 | 2 | 18 | 0 | 378 | 193 | 43 | 614 | 324 | |
| ALBACETE | 83 | 112 | 0 | 7 | 0 | 119 | 202 | 73 | 0 | 8 | 0 | 81 | 38 | 4 | 123 | 79 | |
| CIUDAD REAL | 61 | 200 | 2 | 13 | 0 | 215 | 276 | 86 | 1 | 8 | 0 | 95 | 63 | 11 | 169 | 107 | |
| CUENCA | 43 | 111 | 0 | 4 | 0 | 115 | 158 | 64 | 1 | 0 | 0 | 65 | 35 | 5 | 105 | 53 | |
| GUADALAJARA | 9 | 28 | 0 | 1 | 0 | 29 | 38 | 19 | 0 | 1 | 0 | 20 | 10 | 0 | 30 | 8 | |
| TOLEDO | 77 | 186 | 0 | 1 | 0 | 187 | 264 | 116 | 0 | 1 | 0 | 117 | 47 | 23 | 187 | 77 | |

(Continúa al dorso)

| CC.AA. Y/O PROVINCIAS | PTES. AÑO ANTERIOR | SOLICITUDES PRESENTADAS | | | | | A RESOLV. AÑO | SOLICITUDES RESUELTAS | | | | | | | | | PTES. FINAL |
|-----------------------------|--------------------------|----------------------------|-----------|-----------|-----------|--------------|---------------------|-----------------------|-----------|-----------|-----------|------------|--------------|------------|--------------|------------|----------------|
| | | NUEVAS | LISMI | PAS | INSS | TOTAL | | APROBADAS | | | | | NO APROBADAS | | TOTAL | | |
| | | | | | | | | NUEVAS | LISMI | PAS | INSS | TOTAL | DNG | CAD-DES | | | |
| CATALUNYA | 704 | 1.627 | 8 | 17 | 0 | 1.652 | 2.356 | 917 | 10 | 11 | 0 | 938 | 568 | 178 | 1.684 | 672 | |
| BARCELONA | 514 | 1.249 | 7 | 10 | 0 | 1.266 | 1.780 | 705 | 8 | 6 | 0 | 719 | 434 | 140 | 1.293 | 487 | |
| GIRONA | 53 | 87 | 0 | 1 | 0 | 88 | 141 | 53 | 2 | 1 | 0 | 56 | 21 | 14 | 91 | 50 | |
| LLEIDA | 55 | 84 | 1 | 2 | 0 | 87 | 142 | 68 | 0 | 0 | 0 | 68 | 25 | 6 | 99 | 43 | |
| TARRAGONA | 82 | 207 | 0 | 4 | 0 | 211 | 293 | 91 | 0 | 4 | 0 | 95 | 88 | 18 | 201 | 92 | |
| COMUNIDAD VALENCIANA | 404 | 1.683 | 28 | 23 | 0 | 1.734 | 2.138 | 780 | 12 | 22 | 0 | 814 | 591 | 93 | 1.498 | 640 | |
| ALICANTE | 121 | 495 | 18 | 22 | 0 | 535 | 656 | 309 | 3 | 9 | 0 | 321 | 133 | 29 | 483 | 173 | |
| CASTELLÓN | 33 | 149 | 1 | 1 | 0 | 151 | 184 | 44 | 2 | 1 | 0 | 47 | 38 | 0 | 85 | 99 | |
| VALENCIA | 250 | 1.039 | 9 | 0 | 0 | 1.048 | 1.298 | 427 | 7 | 12 | 0 | 446 | 420 | 64 | 930 | 368 | |
| EXTREMADURA | 34 | 431 | 9 | 11 | 0 | 451 | 485 | 272 | 9 | 14 | 0 | 295 | 94 | 37 | 426 | 59 | |
| BADAJOS | 13 | 263 | 7 | 9 | 0 | 279 | 292 | 162 | 7 | 9 | 0 | 178 | 46 | 30 | 254 | 38 | |
| CÁCERES | 21 | 168 | 2 | 2 | 0 | 172 | 193 | 110 | 2 | 5 | 0 | 117 | 48 | 7 | 172 | 21 | |
| GALICIA | 323 | 1.289 | 9 | 2 | 2 | 1.302 | 1.625 | 761 | 12 | 12 | 6 | 791 | 302 | 95 | 1.188 | 437 | |
| A CORUÑA | 197 | 491 | 0 | 0 | 0 | 491 | 688 | 276 | 5 | 8 | 2 | 291 | 123 | 54 | 468 | 220 | |
| LUGO | 38 | 115 | 1 | 2 | 0 | 118 | 156 | 93 | 0 | 1 | 0 | 94 | 16 | 5 | 115 | 41 | |
| OURENSE | 25 | 166 | 3 | 0 | 0 | 169 | 194 | 121 | 2 | 1 | 0 | 124 | 31 | 10 | 165 | 29 | |
| PONTEVEDRA | 63 | 517 | 5 | 0 | 2 | 524 | 587 | 271 | 5 | 2 | 4 | 282 | 132 | 26 | 440 | 147 | |
| MADRID | 486 | 1.028 | 6 | 25 | 0 | 1.059 | 1.545 | 645 | 6 | 25 | 0 | 676 | 254 | 118 | 1.048 | 497 | |
| MURCIA | 191 | 303 | 7 | 12 | 11 | 333 | 524 | 128 | 9 | 2 | 0 | 139 | 115 | 21 | 275 | 249 | |
| NAVARRA | 84 | 91 | 1 | 11 | 0 | 103 | 187 | 91 | 0 | 6 | 12 | 109 | 51 | 10 | 170 | 17 | |
| PAÍS VASCO | 151 | 340 | 0 | 7 | 0 | 347 | 498 | 215 | 1 | 3 | 0 | 219 | 71 | 4 | 294 | 204 | |
| ÁLAVA | 86 | 77 | 0 | 0 | 0 | 77 | 163 | 35 | 1 | 0 | 0 | 36 | 3 | 0 | 39 | 124 | |
| GUIPÚZCOA | 20 | 88 | 0 | 0 | 0 | 88 | 108 | 72 | 0 | 0 | 0 | 72 | 30 | 0 | 102 | 6 | |
| VIZCAYA | 45 | 175 | 0 | 7 | 0 | 182 | 227 | 108 | 0 | 3 | 0 | 111 | 38 | 4 | 153 | 74 | |
| LA RIOJA | 31 | 59 | 0 | 0 | 0 | 59 | 90 | 39 | 0 | 0 | 0 | 39 | 13 | 0 | 52 | 38 | |
| CEUTA | 9 | 25 | 2 | 3 | 0 | 30 | 39 | 14 | 2 | 0 | 0 | 16 | 5 | 2 | 23 | 16 | |
| MELILLA | 7 | 40 | 1 | 6 | 0 | 47 | 54 | 26 | 1 | 3 | 0 | 30 | 9 | 1 | 40 | 14 | |

| | | | | | | | | | | | | | | | | |
|---------------------|--------------|---------------|------------|------------|-----------|---------------|---------------|--------------|------------|------------|-----------|--------------|--------------|--------------|---------------|--------------|
| TOTAL ESTADO | 4.762 | 12.683 | 182 | 527 | 32 | 13.424 | 18.186 | 7.503 | 125 | 264 | 25 | 7.917 | 3.483 | 1.241 | 12.641 | 5.545 |
|---------------------|--------------|---------------|------------|------------|-----------|---------------|---------------|--------------|------------|------------|-----------|--------------|--------------|--------------|---------------|--------------|

PENSIÓN NO CONTRIBUTIVA DE JUBILACIÓN

CAUSAS DE DENEGACIÓN ACUMULADAS CORRESPONDIENTES AL AÑO 2005 HASTA MAYO

| CC.AA. Y/O PROVINCIAS | EDAD | RESIDENCIA LEGAL | RECURSOS ECONÓMICOS | | PRESTACIÓN INCOMPATIBLE | SIN DESGLOSAR | TOTAL CAUSAS DE DENEGACIÓN |
|-----------------------------|-----------|------------------|------------------------|------------|----------------------------|------------------|----------------------------------|
| | | | PERSONALES | U.E.C. | | | |
| | | | ANDALUCÍA | 38 | 73 | 96 | |
| ALMERÍA | 0 | 8 | 5 | 43 | 0 | 0 | 56 |
| CÁDIZ | 1 | 10 | 23 | 23 | 1 | 0 | 58 |
| CÓRDOBA | 6 | 3 | 15 | 39 | 1 | 0 | 64 |
| GRANADA | 0 | 3 | 8 | 34 | 1 | 0 | 46 |
| HUELVA | 5 | 2 | 1 | 38 | 1 | 0 | 47 |
| JAÉN | 8 | 4 | 0 | 42 | 0 | 0 | 54 |
| MÁLAGA | 3 | 43 | 29 | 137 | 6 | 0 | 218 |
| SEVILLA | 15 | 0 | 15 | 121 | 5 | 0 | 156 |
| ARAGÓN | 2 | 5 | 9 | 74 | 1 | 0 | 91 |
| HUESCA | 1 | 0 | 1 | 15 | 0 | 0 | 17 |
| TERUEL | 1 | 0 | 0 | 2 | 0 | 0 | 3 |
| ZARAGOZA | 0 | 5 | 8 | 57 | 1 | 0 | 71 |
| ASTURIAS | 5 | 5 | 13 | 44 | 2 | 0 | 69 |
| ILLES BALEARS | 0 | 0 | 4 | 10 | 0 | 0 | 14 |
| CANARIAS | 10 | 33 | 19 | 135 | 0 | 0 | 197 |
| LAS PALMAS | 4 | 4 | 1 | 49 | 0 | 0 | 58 |
| S.C. TENERIFE | 6 | 29 | 18 | 86 | 0 | 0 | 139 |
| CANTABRIA | 2 | 1 | 10 | 25 | 0 | 0 | 38 |
| CASTILLA Y LEÓN | 6 | 7 | 10 | 83 | 3 | 0 | 109 |
| ÁVILA | 0 | 0 | 1 | 6 | 0 | 0 | 7 |
| BURGOS | 1 | 0 | 2 | 8 | 0 | 0 | 11 |
| LEÓN | 0 | 0 | 1 | 18 | 1 | 0 | 20 |
| PALENCIA | 0 | 0 | 0 | 7 | 0 | 0 | 7 |
| SALAMANCA | 1 | 6 | 1 | 20 | 2 | 0 | 30 |
| SEGOVIA | 0 | 1 | 0 | 8 | 0 | 0 | 9 |
| SORIA | 0 | 0 | 0 | 1 | 0 | 0 | 1 |
| VALLADOLID | 2 | 0 | 4 | 8 | 0 | 0 | 14 |
| ZAMORA | 2 | 0 | 1 | 7 | 0 | 0 | 10 |
| CASTILLA-LA MANCHA | 10 | 4 | 20 | 155 | 4 | 0 | 193 |
| ALBACETE | 0 | 1 | 3 | 32 | 2 | 0 | 38 |
| CIUDAD REAL | 7 | 0 | 7 | 49 | 0 | 0 | 63 |
| CUENCA | 2 | 0 | 6 | 26 | 1 | 0 | 35 |
| GUADALAJARA | 0 | 3 | 0 | 7 | 0 | 0 | 10 |
| TOLEDO | 1 | 0 | 4 | 41 | 1 | 0 | 47 |

(Continúa al dorso)

| CC.AA. Y/O PROVINCIAS | EDAD | RESIDENCIA LEGAL | RECURSOS ECONÓMICOS | | PRESTACIÓN INCOMPATIBLE | SIN DESGLOSAR | TOTAL CAUSAS DE DENEGACIÓN |
|-----------------------------|------|------------------|------------------------|--------|----------------------------|------------------|----------------------------------|
| | | | PERSONALES | U.E.C. | | | |
| | | | CATALUNYA | 6 | | | |
| BARCELONA | 4 | 40 | 67 | 309 | 14 | 0 | 434 |
| GIRONA | 0 | 4 | 2 | 15 | 0 | 0 | 21 |
| LLEIDA | 0 | 2 | 1 | 22 | 0 | 0 | 25 |
| TARRAGONA | 2 | 4 | 10 | 70 | 2 | 0 | 88 |
| COMUNIDAD VALENCIANA | 6 | 11 | 139 | 431 | 4 | 0 | 591 |
| ALICANTE | 3 | 2 | 17 | 111 | 0 | 0 | 133 |
| CASTELLÓN | 3 | 0 | 2 | 31 | 2 | 0 | 38 |
| VALENCIA | 0 | 9 | 120 | 289 | 2 | 0 | 420 |
| EXTREMADURA | 14 | 3 | 13 | 64 | 0 | 0 | 94 |
| BADAJOS | 7 | 3 | 4 | 32 | 0 | 0 | 46 |
| CÁCERES | 7 | 0 | 9 | 32 | 0 | 0 | 48 |
| GALICIA | 14 | 55 | 31 | 200 | 2 | 0 | 302 |
| A CORUÑA | 0 | 24 | 12 | 86 | 1 | 0 | 123 |
| LUGO | 6 | 1 | 1 | 8 | 0 | 0 | 16 |
| OURENSE | 3 | 4 | 2 | 22 | 0 | 0 | 31 |
| PONTEVEDRA | 5 | 26 | 16 | 84 | 1 | 0 | 132 |
| MADRID | 14 | 30 | 38 | 172 | 0 | 0 | 254 |
| MURCIA | 6 | 8 | 6 | 91 | 4 | 0 | 115 |
| NAVARRA | 0 | 0 | 7 | 44 | 0 | 0 | 51 |
| PAÍS VASCO | 0 | 2 | 34 | 34 | 1 | 0 | 71 |
| ÁLAVA | 0 | 0 | 2 | 1 | 0 | 0 | 3 |
| GUIPÚZCOA | 0 | 2 | 27 | 0 | 1 | 0 | 30 |
| VIZCAYA | 0 | 0 | 5 | 33 | 0 | 0 | 38 |
| LA RIOJA | 3 | 4 | 0 | 6 | 0 | 0 | 13 |
| CEUTA | 1 | 2 | 1 | 1 | 0 | 0 | 5 |
| MELILLA | 0 | 6 | 1 | 2 | 0 | 0 | 9 |
| TOTAL ESTADO | 137 | 299 | 531 | 2.464 | 52 | 0 | 3.483 |

1c PNC DE INVALIDEZ: DATOS DE LA GESTIÓN MENSUAL Y ANUAL

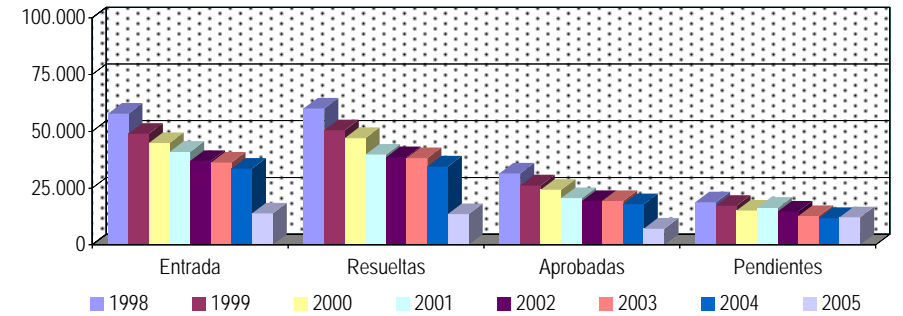
**R.D.L. 1/1994, DE 20 DE JUNIO; T. REF. LGSS
PNCs DE LA SEGURIDAD SOCIAL**

INVALIDEZ

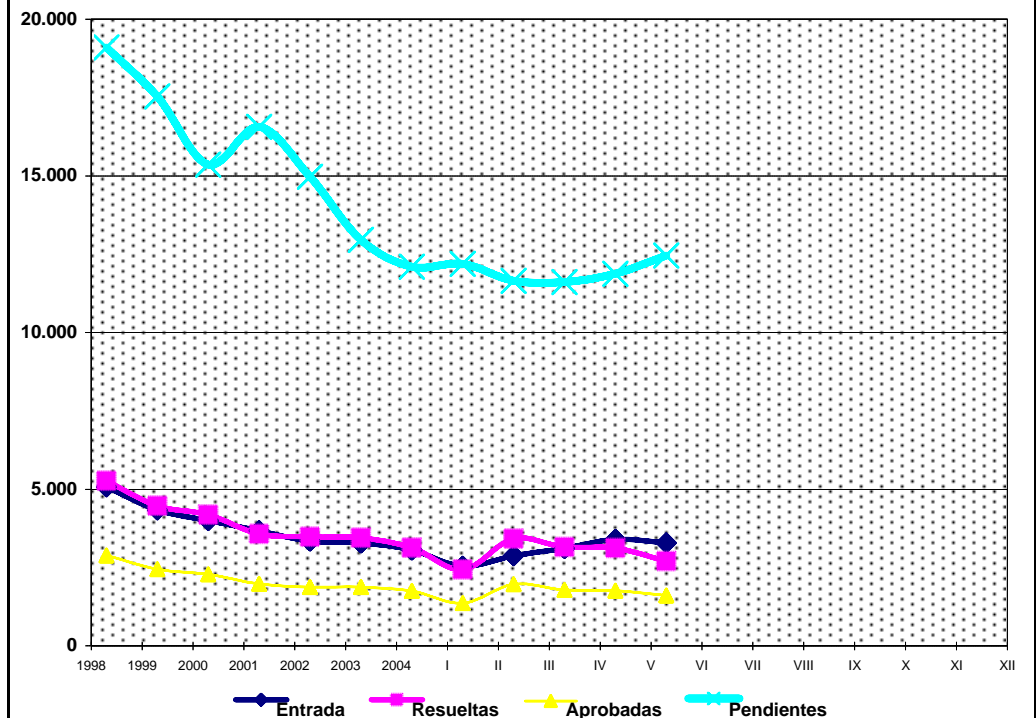
| | | Entrada | Resueltas | % R./E. | Aprobadas | % A./R. | No Aprob. | Pendientes |
|--|-------|---------|-----------|---------|-----------|---------|-----------|------------|
| G E S T I O N | 1998 | 57.774 | 60.114 | 104,05% | 31.450 | 52,32% | 28.664 | 18.836 |
| | 1999 | 48.961 | 50.522 | 103,19% | 26.183 | 51,82% | 24.339 | 17.275 |
| | 2000 | 44.867 | 47.046 | 104,86% | 24.288 | 51,63% | 22.758 | 15.096 |
| | 2001 | 40.967 | 39.756 | 97,04% | 20.602 | 51,82% | 19.154 | 16.307 |
| | 2002 | 37.014 | 38.610 | 104,31% | 19.341 | 50,09% | 19.269 | 14.711 |
| | 2003 | 36.247 | 38.257 | 105,55% | 19.380 | 50,66% | 18.877 | 12.701 |
| | 2004 | 33.629 | 34.496 | 102,58% | 17.947 | 52,03% | 16.549 | 11.834 |
| M E N S U A L E S * | 1998 | 4.815 | 5.010 | | 2.621 | | 2.389 | 18.836 |
| | 1999 | 4.080 | 4.210 | | 2.182 | | 2.028 | 17.275 |
| | 2000 | 3.739 | 3.921 | | 2.024 | | 1.897 | 15.096 |
| | 2001 | 3.414 | 3.313 | | 1.717 | | 1.596 | 16.307 |
| | 2002 | 3.085 | 3.218 | | 1.612 | | 1.606 | 14.711 |
| | 2003 | 3.021 | 3.188 | | 1.615 | | 1.573 | 12.701 |
| | 2004 | 2.802 | 2.875 | | 1.496 | | 1.379 | 11.834 |
| 2005 | | | | | | | | |
| I | 2.279 | 2.178 | 95,57% | 1.102 | 50,60% | 1.076 | 11.935 | |
| II | 2.618 | 3.159 | 120,66% | 1.701 | 53,85% | 1.458 | 11.394 | |
| III | 2.852 | 2.895 | 101,51% | 1.519 | 52,47% | 1.376 | 11.351 | |
| IV | 3.131 | 2.864 | 91,47% | 1.497 | 52,27% | 1.367 | 11.618 | |
| V | 3.020 | 2.445 | 80,96% | 1.350 | 55,21% | 1.095 | 12.193 | |
| VI | | | | | | | | |
| VII | | | | | | | | |
| VIII | | | | | | | | |
| IX | | | | | | | | |
| X | | | | | | | | |
| XI | | | | | | | | |
| XII | | | | | | | | |
| 2005 | | 13.900 | 13.541 | 97,42% | 7.169 | 52,94% | 6.372 | 12.193 |

* Pendientes reales

EVOLUCIÓN DE LA GESTIÓN 1997-2004



EVOLUCIÓN MEDIAS MENSUALES



PENSIÓN NO CONTRIBUTIVA DE INVALIDEZ

DATOS DE GESTIÓN CORRESPONDIENTES AL MES DE MAYO DE 2005

| CC.AA. Y/O PROVINCIAS | PTES. MES ANTERIOR | SOLICITUDES PRESENTADAS | | | | | A RESOLV. MES | SOLICITUDES RESUELTAS | | | | | | | | | PTES. FIN MES |
|-----------------------------|--------------------------|----------------------------|----------|------------|----------|------------|---------------------|-----------------------|----------|-----------|----------|------------|--------------|-----------|------------|--------------|---------------------|
| | | NUEVAS | LISMI | PAS | INSS | TOTAL | | APROBADAS | | | | | NO APROBADAS | | TOTAL | | |
| | | | | | | | | NUEVAS | LISMI | PAS | INSS | TOTAL | DNG | CAD-DES | | | |
| ANDALUCÍA | 3.401 | 579 | 7 | 17 | 0 | 603 | 4.004 | 319 | 4 | 18 | 1 | 342 | 236 | 47 | 625 | 3.379 | |
| ALMERÍA | 93 | 37 | 0 | 0 | 0 | 37 | 130 | 19 | 2 | 1 | 0 | 22 | 14 | 0 | 36 | 94 | |
| CÁDIZ | 514 | 110 | 2 | 9 | 0 | 121 | 635 | 118 | 0 | 3 | 1 | 122 | 29 | 0 | 151 | 484 | |
| CÓRDOBA | 144 | 34 | 1 | 1 | 0 | 36 | 180 | 14 | 0 | 0 | 0 | 14 | 18 | 1 | 33 | 147 | |
| GRANADA | 310 | 37 | 0 | 2 | 0 | 39 | 349 | 20 | 0 | 5 | 0 | 25 | 10 | 6 | 41 | 308 | |
| HUELVA | 121 | 55 | 1 | 0 | 0 | 56 | 177 | 31 | 1 | 0 | 0 | 32 | 10 | 3 | 45 | 132 | |
| JAÉN | 76 | 31 | 0 | 2 | 0 | 33 | 109 | 13 | 0 | 3 | 0 | 16 | 6 | 0 | 22 | 87 | |
| MÁLAGA | 951 | 92 | 1 | 0 | 0 | 93 | 1.044 | 65 | 0 | 2 | 0 | 67 | 61 | 3 | 131 | 913 | |
| SEVILLA | 1.192 | 183 | 2 | 3 | 0 | 188 | 1.380 | 39 | 1 | 4 | 0 | 44 | 88 | 34 | 166 | 1.214 | |
| ARAGÓN | 106 | 51 | 0 | 0 | 0 | 51 | 157 | 31 | 2 | 0 | 0 | 33 | 16 | 0 | 49 | 108 | |
| HUESCA | 19 | 9 | 0 | 0 | 0 | 9 | 28 | 9 | 1 | 0 | 0 | 10 | 3 | 0 | 13 | 15 | |
| TERUEL | 2 | 4 | 0 | 0 | 0 | 4 | 6 | 4 | 0 | 0 | 0 | 4 | 0 | 0 | 4 | 2 | |
| ZARAGOZA | 85 | 38 | 0 | 0 | 0 | 38 | 123 | 18 | 1 | 0 | 0 | 19 | 13 | 0 | 32 | 91 | |
| ASTURIAS | 357 | 55 | 4 | 0 | 0 | 59 | 416 | 33 | 0 | 2 | 0 | 35 | 38 | 5 | 78 | 338 | |
| ILLES BALEARS | 247 | 2 | 0 | 0 | 0 | 2 | 249 | 7 | 0 | 0 | 0 | 7 | 4 | 0 | 11 | 238 | |
| CANARIAS | 1.190 | 206 | 0 | 3 | 0 | 209 | 1.399 | 98 | 0 | 8 | 0 | 106 | 73 | 21 | 200 | 1.199 | |
| LAS PALMAS | 599 | 60 | 0 | 2 | 0 | 62 | 661 | 29 | 0 | 7 | 0 | 36 | 31 | 10 | 77 | 584 | |
| S.C. TENERIFE | 591 | 146 | 0 | 1 | 0 | 147 | 738 | 69 | 0 | 1 | 0 | 70 | 42 | 11 | 123 | 615 | |
| CANTABRIA | 206 | 42 | 0 | 1 | 0 | 43 | 249 | 43 | 1 | 0 | 0 | 44 | 7 | 0 | 51 | 198 | |
| CASTILLA Y LEÓN | 403 | 116 | 5 | 120 | 1 | 242 | 645 | 37 | 4 | 15 | 0 | 56 | 23 | 10 | 89 | 556 | |
| ÁVILA | 19 | 10 | 0 | 7 | 1 | 18 | 37 | 4 | 0 | 0 | 0 | 4 | 0 | 3 | 7 | 30 | |
| BURGOS | 50 | 33 | 0 | 3 | 0 | 36 | 86 | 9 | 0 | 0 | 0 | 9 | 2 | 5 | 16 | 70 | |
| LEÓN | 86 | 11 | 0 | 45 | 0 | 56 | 142 | 1 | 1 | 0 | 0 | 2 | 10 | 0 | 12 | 130 | |
| PALENCIA | 18 | 5 | 0 | 14 | 0 | 19 | 37 | 6 | 0 | 4 | 0 | 10 | 0 | 0 | 10 | 27 | |
| SALAMANCA | 95 | 17 | 1 | 6 | 0 | 24 | 119 | 8 | 3 | 10 | 0 | 21 | 5 | 0 | 26 | 93 | |
| SEGOVIA | 9 | 5 | 0 | 6 | 0 | 11 | 20 | 0 | 0 | 1 | 0 | 1 | 0 | 0 | 1 | 19 | |
| SORIA | 6 | 2 | 0 | 3 | 0 | 5 | 11 | 1 | 0 | 0 | 0 | 1 | 0 | 0 | 1 | 10 | |
| VALLADOLID | 92 | 25 | 3 | 26 | 0 | 54 | 146 | 3 | 0 | 0 | 0 | 3 | 0 | 2 | 5 | 141 | |
| ZAMORA | 28 | 8 | 1 | 10 | 0 | 19 | 47 | 5 | 0 | 0 | 0 | 5 | 6 | 0 | 11 | 36 | |
| CASTILLA-LA MANCHA | 439 | 107 | 3 | 1 | 0 | 111 | 550 | 75 | 1 | 3 | 0 | 79 | 45 | 10 | 134 | 416 | |
| ALBACETE | 191 | 25 | 0 | 1 | 0 | 26 | 217 | 14 | 0 | 2 | 0 | 16 | 26 | 2 | 44 | 173 | |
| CIUDAD REAL | 44 | 30 | 2 | 0 | 0 | 32 | 76 | 24 | 0 | 1 | 0 | 25 | 9 | 3 | 37 | 39 | |
| CUENCA | 87 | 14 | 1 | 0 | 0 | 15 | 102 | 19 | 1 | 0 | 0 | 20 | 4 | 2 | 26 | 76 | |
| GUADALAJARA | 13 | 9 | 0 | 0 | 0 | 9 | 22 | 3 | 0 | 0 | 0 | 3 | 3 | 0 | 6 | 16 | |
| TOLEDO | 104 | 29 | 0 | 0 | 0 | 29 | 133 | 15 | 0 | 0 | 0 | 15 | 3 | 3 | 21 | 112 | |

(Continúa al dorso)

| CC.AA. Y/O PROVINCIAS | PTES. MES ANTERIOR | SOLICITUDES PRESENTADAS | | | | | A RESOLV. MES | SOLICITUDES RESUELTAS | | | | | | | | PTES. FIN MES |
|-----------------------------|--------------------------|----------------------------|----------|----------|-----------|------------|---------------------|-----------------------|----------|----------|----------|--------------|------------|-----------|------------|---------------------|
| | | | | | | | | APROBADAS | | | | NO APROBADAS | | TOTAL | | |
| | | NUEVAS | LISMI | PAS | INSS | TOTAL | | NUEVAS | LISMI | PAS | INSS | TOTAL | DNG | | CAD-DES | |
| CATALUNYA | 1.293 | 309 | 2 | 0 | 21 | 332 | 1.625 | 113 | 3 | 0 | 4 | 120 | 123 | 40 | 283 | 1.342 |
| BARCELONA | 1.032 | 242 | 1 | 0 | 14 | 257 | 1.289 | 93 | 1 | 0 | 3 | 97 | 99 | 34 | 230 | 1.059 |
| GIRONA | 93 | 17 | 0 | 0 | 2 | 19 | 112 | 6 | 1 | 0 | 0 | 7 | 9 | 0 | 16 | 96 |
| LLEIDA | 43 | 20 | 0 | 0 | 2 | 22 | 65 | 2 | 0 | 0 | 0 | 2 | 4 | 2 | 8 | 57 |
| TARRAGONA | 125 | 30 | 1 | 0 | 3 | 34 | 159 | 12 | 1 | 0 | 1 | 14 | 11 | 4 | 29 | 130 |
| COMUNIDAD VALENCIANA | 1.504 | 450 | 6 | 2 | 0 | 458 | 1.962 | 98 | 0 | 2 | 0 | 100 | 74 | 36 | 210 | 1.752 |
| ALICANTE | 773 | 103 | 6 | 2 | 0 | 111 | 884 | 44 | 0 | 0 | 0 | 44 | 37 | 1 | 82 | 802 |
| CASTELLÓN | 188 | 27 | 0 | 0 | 0 | 27 | 215 | 8 | 0 | 0 | 0 | 8 | 0 | 0 | 8 | 207 |
| VALENCIA | 543 | 320 | 0 | 0 | 0 | 320 | 863 | 46 | 0 | 2 | 0 | 48 | 37 | 35 | 120 | 743 |
| EXTREMADURA | 4 | 65 | 4 | 2 | 0 | 71 | 75 | 30 | 2 | 0 | 0 | 32 | 3 | 1 | 36 | 39 |
| BADAJOS | 2 | 51 | 2 | 2 | 0 | 55 | 57 | 23 | 1 | 0 | 0 | 24 | 0 | 0 | 24 | 33 |
| CÁCERES | 2 | 14 | 2 | 0 | 0 | 16 | 18 | 7 | 1 | 0 | 0 | 8 | 3 | 1 | 12 | 6 |
| GALICIA | 746 | 309 | 7 | 2 | 3 | 321 | 1.067 | 141 | 7 | 2 | 4 | 154 | 127 | 4 | 285 | 782 |
| A CORUÑA | 350 | 111 | 0 | 0 | 0 | 111 | 461 | 49 | 1 | 1 | 4 | 55 | 39 | 0 | 94 | 367 |
| LUGO | 44 | 27 | 2 | 0 | 0 | 29 | 73 | 17 | 0 | 1 | 0 | 18 | 3 | 3 | 24 | 49 |
| OURENSE | 111 | 42 | 1 | 1 | 0 | 44 | 155 | 17 | 1 | 0 | 0 | 18 | 14 | 1 | 33 | 122 |
| PONTEVEDRA | 241 | 129 | 4 | 1 | 3 | 137 | 378 | 58 | 5 | 0 | 0 | 63 | 71 | 0 | 134 | 244 |
| MADRID | 738 | 242 | 2 | 3 | 0 | 247 | 985 | 97 | 2 | 3 | 0 | 102 | 44 | 11 | 157 | 828 |
| MURCIA | 656 | 106 | 2 | 4 | 4 | 116 | 772 | 66 | 0 | 0 | 0 | 66 | 31 | 14 | 111 | 661 |
| NAVARRA | 14 | 14 | 0 | 0 | 1 | 15 | 29 | 10 | 0 | 0 | 0 | 10 | 3 | 0 | 13 | 16 |
| PAÍS VASCO | 201 | 70 | 0 | 4 | 0 | 74 | 275 | 38 | 0 | 2 | 0 | 40 | 17 | 3 | 60 | 215 |
| ÁLAVA | 1 | 7 | 0 | 0 | 0 | 7 | 8 | 4 | 0 | 0 | 0 | 4 | 1 | 0 | 5 | 3 |
| GUIPÚZCOA | 21 | 20 | 0 | 0 | 0 | 20 | 41 | 18 | 0 | 0 | 0 | 18 | 3 | 0 | 21 | 20 |
| VIZCAYA | 179 | 43 | 0 | 4 | 0 | 47 | 226 | 16 | 0 | 2 | 0 | 18 | 13 | 3 | 34 | 192 |
| LA RIOJA | 22 | 15 | 0 | 1 | 0 | 16 | 38 | 9 | 0 | 0 | 0 | 9 | 6 | 2 | 17 | 21 |
| CEUTA | 51 | 23 | 0 | 0 | 0 | 23 | 74 | 8 | 0 | 1 | 0 | 9 | 6 | 3 | 18 | 56 |
| MELILLA | 40 | 27 | 0 | 0 | 0 | 27 | 67 | 6 | 0 | 0 | 0 | 6 | 11 | 1 | 18 | 49 |

| | | | | | | | | | | | | | | | | |
|---------------------|---------------|--------------|-----------|------------|-----------|--------------|---------------|--------------|-----------|-----------|----------|--------------|------------|------------|--------------|---------------|
| TOTAL ESTADO | 11.618 | 2.788 | 42 | 160 | 30 | 3.020 | 14.638 | 1.259 | 26 | 56 | 9 | 1.350 | 887 | 208 | 2.445 | 12.193 |
|---------------------|---------------|--------------|-----------|------------|-----------|--------------|---------------|--------------|-----------|-----------|----------|--------------|------------|------------|--------------|---------------|

PENSIÓN NO CONTRIBUTIVA DE INVALIDEZ

CAUSAS DE DENEGACIÓN CORRESPONDIENTES AL MES DE MAYO DE 2005

| CC.AA. Y/O PROVINCIAS | EDAD | RESIDENCIA LEGAL | RECURSOS ECONÓMICOS | | GRADO MINUSVALÍA ENF. CRÓNICA | PRESTACIÓN INCOMPATIBLE | SOLICITAR SIN PASAR DOS AÑOS | SIN DESGLOSAR | TOTAL CAUSAS DE DENEGACIÓN |
|-----------------------------|----------|---------------------|------------------------|-----------|-------------------------------------|----------------------------|------------------------------------|------------------|----------------------------------|
| | | | PERSONALES | U.E.C. | | | | | |
| | | | ANDALUCÍA | 6 | | | | | |
| ALMERÍA | 1 | 1 | 2 | 4 | 6 | 0 | 0 | 0 | 14 |
| CÁDIZ | 0 | 0 | 10 | 18 | 0 | 1 | 0 | 0 | 29 |
| CÓRDOBA | 0 | 0 | 2 | 2 | 14 | 0 | 0 | 0 | 18 |
| GRANADA | 0 | 0 | 1 | 5 | 3 | 1 | 0 | 0 | 10 |
| HUELVA | 0 | 0 | 0 | 3 | 7 | 0 | 0 | 0 | 10 |
| JAÉN | 0 | 0 | 0 | 1 | 5 | 0 | 0 | 0 | 6 |
| MÁLAGA | 0 | 3 | 2 | 4 | 52 | 0 | 0 | 0 | 61 |
| SEVILLA | 5 | 0 | 2 | 7 | 74 | 0 | 0 | 0 | 88 |
| ARAGÓN | 0 | 1 | 1 | 6 | 7 | 1 | 0 | 0 | 16 |
| HUESCA | 0 | 0 | 0 | 1 | 1 | 1 | 0 | 0 | 3 |
| TERUEL | 0 | 0 | 0 | 0 | 0 | 0 | 0 | 0 | 0 |
| ZARAGOZA | 0 | 1 | 1 | 5 | 6 | 0 | 0 | 0 | 13 |
| ASTURIAS | 0 | 0 | 2 | 9 | 26 | 1 | 0 | 0 | 38 |
| ILLES BALEARS | 0 | 2 | 0 | 0 | 2 | 0 | 0 | 0 | 4 |
| CANARIAS | 0 | 1 | 4 | 4 | 33 | 0 | 0 | 31 | 73 |
| LAS PALMAS | 0 | 0 | 0 | 0 | 0 | 0 | 0 | 31 | 31 |
| S.C. TENERIFE | 0 | 1 | 4 | 4 | 33 | 0 | 0 | 0 | 42 |
| CANTABRIA | 1 | 0 | 0 | 3 | 3 | 0 | 0 | 0 | 7 |
| CASTILLA Y LEÓN | 1 | 0 | 2 | 3 | 16 | 1 | 0 | 0 | 23 |
| ÁVILA | 0 | 0 | 0 | 0 | 0 | 0 | 0 | 0 | 0 |
| BURGOS | 0 | 0 | 0 | 0 | 2 | 0 | 0 | 0 | 2 |
| LEÓN | 0 | 0 | 1 | 1 | 7 | 1 | 0 | 0 | 10 |
| PALENCIA | 0 | 0 | 0 | 0 | 0 | 0 | 0 | 0 | 0 |
| SALAMANCA | 0 | 0 | 0 | 0 | 5 | 0 | 0 | 0 | 5 |
| SEGOVIA | 0 | 0 | 0 | 0 | 0 | 0 | 0 | 0 | 0 |
| SORIA | 0 | 0 | 0 | 0 | 0 | 0 | 0 | 0 | 0 |
| VALLADOLID | 0 | 0 | 0 | 0 | 0 | 0 | 0 | 0 | 0 |
| ZAMORA | 1 | 0 | 1 | 2 | 2 | 0 | 0 | 0 | 6 |
| CASTILLA-LA MANCHA | 3 | 1 | 4 | 15 | 22 | 0 | 0 | 0 | 45 |
| ALBACETE | 0 | 1 | 4 | 8 | 13 | 0 | 0 | 0 | 26 |
| CIUDAD REAL | 1 | 0 | 0 | 4 | 4 | 0 | 0 | 0 | 9 |
| CUENCA | 1 | 0 | 0 | 2 | 1 | 0 | 0 | 0 | 4 |
| GUADALAJARA | 0 | 0 | 0 | 1 | 2 | 0 | 0 | 0 | 3 |
| TOLEDO | 1 | 0 | 0 | 0 | 2 | 0 | 0 | 0 | 3 |

(Continúa al dorso)

| CC.AA. Y/O PROVINCIAS | EDAD | RESIDENCIA LEGAL | RECURSOS ECONÓMICOS | | GRADO MINUSVALÍA ENF. CRÓNICA | PRESTACIÓN INCOMPATIBLE | SOLICITAR SIN PASAR DOS AÑOS | SIN DESGLOSAR | TOTAL CAUSAS DE DENEGACIÓN |
|-----------------------------|------|---------------------|------------------------|--------|-------------------------------------|----------------------------|------------------------------------|------------------|----------------------------------|
| | | | PERSONALES | U.E.C. | | | | | |
| | | | CATALUNYA | 1 | | | | | |
| BARCELONA | 1 | 3 | 17 | 25 | 45 | 8 | 0 | 0 | 99 |
| GIRONA | 0 | 0 | 1 | 2 | 5 | 1 | 0 | 0 | 9 |
| LLEIDA | 0 | 0 | 1 | 1 | 1 | 1 | 0 | 0 | 4 |
| TARRAGONA | 0 | 0 | 1 | 3 | 6 | 1 | 0 | 0 | 11 |
| COMUNIDAD VALENCIANA | 0 | 0 | 7 | 11 | 56 | 0 | 0 | 0 | 74 |
| ALICANTE | 0 | 0 | 3 | 7 | 27 | 0 | 0 | 0 | 37 |
| CASTELLÓN | 0 | 0 | 0 | 0 | 0 | 0 | 0 | 0 | 0 |
| VALENCIA | 0 | 0 | 4 | 4 | 29 | 0 | 0 | 0 | 37 |
| EXTREMADURA | 0 | 0 | 0 | 0 | 3 | 0 | 0 | 0 | 3 |
| BADAJOS | 0 | 0 | 0 | 0 | 0 | 0 | 0 | 0 | 0 |
| CÁCERES | 0 | 0 | 0 | 0 | 3 | 0 | 0 | 0 | 3 |
| GALICIA | 1 | 1 | 5 | 25 | 94 | 1 | 0 | 0 | 127 |
| A CORUÑA | 0 | 0 | 1 | 9 | 28 | 1 | 0 | 0 | 39 |
| LUGO | 0 | 0 | 0 | 2 | 1 | 0 | 0 | 0 | 3 |
| OURENSE | 0 | 0 | 1 | 0 | 13 | 0 | 0 | 0 | 14 |
| PONTEVEDRA | 1 | 1 | 3 | 14 | 52 | 0 | 0 | 0 | 71 |
| MADRID | 0 | 2 | 6 | 18 | 18 | 0 | 0 | 0 | 44 |
| MURCIA | 0 | 0 | 1 | 1 | 29 | 0 | 0 | 0 | 31 |
| NAVARRA | 0 | 0 | 1 | 1 | 1 | 0 | 0 | 0 | 3 |
| PAÍS VASCO | 0 | 0 | 4 | 3 | 10 | 0 | 0 | 0 | 17 |
| ÁLAVA | 0 | 0 | 0 | 1 | 0 | 0 | 0 | 0 | 1 |
| GUIPÚZCOA | 0 | 0 | 3 | 0 | 0 | 0 | 0 | 0 | 3 |
| VIZCAYA | 0 | 0 | 1 | 2 | 10 | 0 | 0 | 0 | 13 |
| LA RIOJA | 0 | 1 | 0 | 4 | 1 | 0 | 0 | 0 | 6 |
| CEUTA | 0 | 0 | 0 | 1 | 5 | 0 | 0 | 0 | 6 |
| MELILLA | 0 | 2 | 0 | 1 | 8 | 0 | 0 | 0 | 11 |
| TOTAL ESTADO | 13 | 18 | 76 | 180 | 552 | 17 | 0 | 31 | 887 |

PENSIÓN NO CONTRIBUTIVA DE INVALIDEZ

DATOS ACUMULADOS DE GESTIÓN CORRESPONDIENTES AL AÑO 2005 HASTA MAYO

| CC.AA. Y/O PROVINCIAS | PTES. AÑO ANTERIOR | SOLICITUDES PRESENTADAS | | | | | A RESOLV. AÑO | SOLICITUDES RESUELTAS | | | | | | | | | PTES. FINAL |
|-----------------------------|--------------------------|----------------------------|-----------|------------|----------|--------------|---------------------|-----------------------|-----------|-----------|----------|--------------|--------------|------------|--------------|--------------|----------------|
| | | NUEVAS | LISMI | PAS | INSS | TOTAL | | APROBADAS | | | | | NO APROBADAS | | TOTAL | | |
| | | | | | | | | NUEVAS | LISMI | PAS | INSS | TOTAL | DNG | CAD-DES | | | |
| ANDALUCÍA | 3.524 | 2.983 | 45 | 80 | 3 | 3.111 | 6.635 | 1.463 | 44 | 80 | 2 | 1.589 | 1.336 | 331 | 3.256 | 3.379 | |
| ALMERÍA | 110 | 166 | 2 | 0 | 0 | 168 | 278 | 83 | 6 | 3 | 0 | 92 | 92 | 0 | 184 | 94 | |
| CÁDIZ | 359 | 624 | 9 | 23 | 3 | 659 | 1.018 | 334 | 8 | 22 | 2 | 366 | 153 | 15 | 534 | 484 | |
| CÓRDOBA | 111 | 268 | 11 | 4 | 0 | 283 | 394 | 157 | 5 | 5 | 0 | 167 | 72 | 8 | 247 | 147 | |
| GRANADA | 309 | 222 | 2 | 10 | 0 | 234 | 543 | 136 | 2 | 7 | 0 | 145 | 64 | 26 | 235 | 308 | |
| HUELVA | 98 | 244 | 3 | 8 | 0 | 255 | 353 | 113 | 4 | 3 | 0 | 120 | 84 | 17 | 221 | 132 | |
| JAÉN | 87 | 149 | 1 | 10 | 0 | 160 | 247 | 86 | 3 | 11 | 0 | 100 | 58 | 2 | 160 | 87 | |
| MÁLAGA | 1.126 | 593 | 5 | 3 | 0 | 601 | 1.727 | 309 | 4 | 7 | 0 | 320 | 401 | 93 | 814 | 913 | |
| SEVILLA | 1.324 | 717 | 12 | 22 | 0 | 751 | 2.075 | 245 | 12 | 22 | 0 | 279 | 412 | 170 | 861 | 1.214 | |
| ARAGÓN | 92 | 214 | 5 | 6 | 1 | 226 | 318 | 137 | 5 | 5 | 0 | 147 | 61 | 2 | 210 | 108 | |
| HUESCA | 8 | 34 | 1 | 3 | 0 | 38 | 46 | 20 | 1 | 4 | 0 | 25 | 5 | 1 | 31 | 15 | |
| TERUEL | 2 | 15 | 1 | 1 | 1 | 18 | 20 | 11 | 1 | 0 | 0 | 12 | 6 | 0 | 18 | 2 | |
| ZARAGOZA | 82 | 165 | 3 | 2 | 0 | 170 | 252 | 106 | 3 | 1 | 0 | 110 | 50 | 1 | 161 | 91 | |
| ASTURIAS | 451 | 351 | 9 | 1 | 0 | 361 | 812 | 243 | 6 | 2 | 0 | 251 | 173 | 50 | 474 | 338 | |
| ILLES BALEARS | 212 | 87 | 0 | 2 | 0 | 89 | 301 | 30 | 0 | 0 | 0 | 30 | 23 | 10 | 63 | 238 | |
| CANARIAS | 1.583 | 1.041 | 3 | 15 | 1 | 1.060 | 2.643 | 645 | 4 | 21 | 1 | 671 | 551 | 222 | 1.444 | 1.199 | |
| LAS PALMAS | 761 | 383 | 2 | 7 | 0 | 392 | 1.153 | 207 | 2 | 17 | 0 | 226 | 259 | 84 | 569 | 584 | |
| S.C. TENERIFE | 822 | 658 | 1 | 8 | 1 | 668 | 1.490 | 438 | 2 | 4 | 1 | 445 | 292 | 138 | 875 | 615 | |
| CANTABRIA | 179 | 215 | 2 | 3 | 0 | 220 | 399 | 153 | 1 | 0 | 1 | 155 | 41 | 5 | 201 | 198 | |
| CASTILLA Y LEÓN | 228 | 525 | 14 | 229 | 1 | 769 | 997 | 251 | 14 | 25 | 1 | 291 | 110 | 40 | 441 | 556 | |
| ÁVILA | 6 | 43 | 0 | 19 | 1 | 63 | 69 | 22 | 0 | 0 | 0 | 22 | 5 | 12 | 39 | 30 | |
| BURGOS | 55 | 88 | 1 | 3 | 0 | 92 | 147 | 48 | 0 | 2 | 0 | 50 | 19 | 8 | 77 | 70 | |
| LEÓN | 43 | 87 | 2 | 74 | 0 | 163 | 206 | 34 | 3 | 2 | 0 | 39 | 33 | 4 | 76 | 130 | |
| PALENCIA | 7 | 35 | 1 | 21 | 0 | 57 | 64 | 25 | 2 | 4 | 1 | 32 | 4 | 1 | 37 | 27 | |
| SALAMANCA | 44 | 90 | 5 | 33 | 0 | 128 | 172 | 41 | 5 | 11 | 0 | 57 | 19 | 3 | 79 | 93 | |
| SEGOVIA | 4 | 18 | 0 | 18 | 0 | 36 | 40 | 8 | 2 | 4 | 0 | 14 | 3 | 4 | 21 | 19 | |
| SORIA | 6 | 9 | 0 | 3 | 0 | 12 | 18 | 8 | 0 | 0 | 0 | 8 | 0 | 0 | 8 | 10 | |
| VALLADOLID | 43 | 103 | 3 | 45 | 0 | 151 | 194 | 35 | 2 | 1 | 0 | 38 | 9 | 6 | 53 | 141 | |
| ZAMORA | 20 | 52 | 2 | 13 | 0 | 67 | 87 | 30 | 0 | 1 | 0 | 31 | 18 | 2 | 51 | 36 | |
| CASTILLA-LA MANCHA | 416 | 559 | 7 | 11 | 2 | 579 | 995 | 346 | 4 | 15 | 1 | 366 | 182 | 31 | 579 | 416 | |
| ALBACETE | 174 | 178 | 1 | 6 | 0 | 185 | 359 | 85 | 1 | 10 | 0 | 96 | 81 | 9 | 186 | 173 | |
| CIUDAD REAL | 37 | 123 | 3 | 3 | 0 | 129 | 166 | 73 | 0 | 3 | 0 | 76 | 44 | 7 | 127 | 39 | |
| CUENCA | 78 | 85 | 3 | 0 | 0 | 88 | 166 | 62 | 1 | 0 | 0 | 63 | 22 | 5 | 90 | 76 | |
| GUADALAJARA | 8 | 39 | 0 | 2 | 2 | 43 | 51 | 26 | 0 | 0 | 1 | 27 | 7 | 1 | 35 | 16 | |
| TOLEDO | 119 | 134 | 0 | 0 | 0 | 134 | 253 | 100 | 2 | 2 | 0 | 104 | 28 | 9 | 141 | 112 | |

(Continúa al dorso)

| CC.AA. Y/O PROVINCIAS | PTES. AÑO ANTERIOR | SOLICITUDES PRESENTADAS | | | | | A RESOLV. AÑO | SOLICITUDES RESUELTAS | | | | | | | | | PTES. FINAL |
|-----------------------------|--------------------------|----------------------------|-----------|-----------|-----------|--------------|---------------------|-----------------------|-----------|-----------|-----------|------------|--------------|------------|--------------|--------------|----------------|
| | | NUEVAS | LISMI | PAS | INSS | TOTAL | | APROBADAS | | | | | NO APROBADAS | | TOTAL | | |
| | | | | | | | | NUEVAS | LISMI | PAS | INSS | TOTAL | DNG | CAD-DES | | | |
| CATALUNYA | 1.449 | 1.740 | 23 | 4 | 78 | 1.845 | 3.294 | 784 | 21 | 9 | 44 | 858 | 729 | 365 | 1.952 | 1.342 | |
| BARCELONA | 1.144 | 1.398 | 9 | 3 | 62 | 1.472 | 2.616 | 621 | 10 | 3 | 35 | 669 | 598 | 290 | 1.557 | 1.059 | |
| GIRONA | 86 | 110 | 1 | 0 | 5 | 116 | 202 | 42 | 2 | 0 | 1 | 45 | 40 | 21 | 106 | 96 | |
| LLEIDA | 64 | 58 | 4 | 1 | 5 | 68 | 132 | 36 | 1 | 0 | 2 | 39 | 27 | 9 | 75 | 57 | |
| TARRAGONA | 155 | 174 | 9 | 0 | 6 | 189 | 344 | 85 | 8 | 6 | 6 | 105 | 64 | 45 | 214 | 130 | |
| COMUNIDAD VALENCIANA | 1.291 | 1.795 | 11 | 9 | 0 | 1.815 | 3.106 | 634 | 9 | 20 | 0 | 663 | 491 | 200 | 1.354 | 1.752 | |
| ALICANTE | 775 | 490 | 10 | 6 | 0 | 506 | 1.281 | 196 | 3 | 3 | 0 | 202 | 207 | 70 | 479 | 802 | |
| CASTELLÓN | 148 | 171 | 1 | 3 | 0 | 175 | 323 | 65 | 1 | 2 | 0 | 68 | 43 | 5 | 116 | 207 | |
| VALENCIA | 368 | 1.134 | 0 | 0 | 0 | 1.134 | 1.502 | 373 | 5 | 15 | 0 | 393 | 241 | 125 | 759 | 743 | |
| EXTREMADURA | 33 | 271 | 23 | 7 | 0 | 301 | 334 | 216 | 22 | 7 | 0 | 245 | 35 | 15 | 295 | 39 | |
| BADAJOS | 2 | 177 | 13 | 3 | 0 | 193 | 195 | 124 | 8 | 5 | 0 | 137 | 18 | 7 | 162 | 33 | |
| CÁCERES | 31 | 94 | 10 | 4 | 0 | 108 | 139 | 92 | 14 | 2 | 0 | 108 | 17 | 8 | 133 | 6 | |
| GALICIA | 581 | 1.355 | 16 | 3 | 8 | 1.382 | 1.963 | 602 | 28 | 9 | 15 | 654 | 467 | 60 | 1.181 | 782 | |
| A CORUÑA | 311 | 495 | 0 | 0 | 0 | 495 | 806 | 218 | 6 | 3 | 6 | 233 | 169 | 37 | 439 | 367 | |
| LUGO | 32 | 121 | 4 | 0 | 0 | 125 | 157 | 69 | 3 | 1 | 0 | 73 | 24 | 11 | 108 | 49 | |
| OURENSE | 96 | 182 | 5 | 1 | 0 | 188 | 284 | 85 | 3 | 0 | 0 | 88 | 67 | 7 | 162 | 122 | |
| PONTEVEDRA | 142 | 557 | 7 | 2 | 8 | 574 | 716 | 230 | 16 | 5 | 9 | 260 | 207 | 5 | 472 | 244 | |
| MADRID | 868 | 864 | 11 | 14 | 0 | 889 | 1.757 | 567 | 11 | 14 | 0 | 592 | 187 | 150 | 929 | 828 | |
| MURCIA | 610 | 507 | 8 | 22 | 9 | 546 | 1.156 | 226 | 4 | 4 | 0 | 234 | 206 | 55 | 495 | 661 | |
| NAVARRA | 22 | 57 | 0 | 0 | 1 | 58 | 80 | 48 | 3 | 0 | 0 | 51 | 12 | 1 | 64 | 16 | |
| PAÍS VASCO | 186 | 386 | 12 | 6 | 0 | 404 | 590 | 267 | 0 | 4 | 0 | 271 | 97 | 7 | 375 | 215 | |
| ÁLAVA | 2 | 31 | 12 | 0 | 0 | 43 | 45 | 40 | 0 | 0 | 0 | 40 | 2 | 0 | 42 | 3 | |
| GUIPÚZCOA | 41 | 133 | 0 | 0 | 0 | 133 | 174 | 111 | 0 | 0 | 0 | 111 | 43 | 0 | 154 | 20 | |
| VIZCAYA | 143 | 222 | 0 | 6 | 0 | 228 | 371 | 116 | 0 | 4 | 0 | 120 | 52 | 7 | 179 | 192 | |
| LA RIOJA | 19 | 45 | 0 | 2 | 0 | 47 | 66 | 26 | 0 | 1 | 0 | 27 | 16 | 2 | 45 | 21 | |
| CEUTA | 60 | 87 | 1 | 0 | 0 | 88 | 148 | 36 | 0 | 1 | 0 | 37 | 44 | 11 | 92 | 56 | |
| MELILLA | 30 | 106 | 3 | 1 | 0 | 110 | 140 | 35 | 2 | 0 | 0 | 37 | 50 | 4 | 91 | 49 | |

| | | | | | | | | | | | | | | | | |
|---------------------|---------------|---------------|------------|------------|------------|---------------|---------------|--------------|------------|------------|-----------|--------------|--------------|--------------|---------------|---------------|
| TOTAL ESTADO | 11.834 | 13.188 | 193 | 415 | 104 | 13.900 | 25.734 | 6.709 | 178 | 217 | 65 | 7.169 | 4.811 | 1.561 | 13.541 | 12.193 |
|---------------------|---------------|---------------|------------|------------|------------|---------------|---------------|--------------|------------|------------|-----------|--------------|--------------|--------------|---------------|---------------|

PENSIÓN NO CONTRIBUTIVA DE INVALIDEZ

CAUSAS DE DENEGACIÓN ACUMULADAS CORRESPONDIENTES AL AÑO 2005 HASTA MAYO

| CC.AA. Y/O PROVINCIAS | EDAD | RESIDENCIA LEGAL | RECURSOS ECONÓMICOS | | GRADO MINUSVALÍA ENF. CRÓNICA | PRESTACIÓN INCOMPATIBLE | SOLICITAR SIN PASAR DOS AÑOS | SIN DESGLOSAR | TOTAL CAUSAS DE DENEGACIÓN |
|-----------------------------|----------|---------------------|------------------------|-----------|-------------------------------------|----------------------------|------------------------------------|------------------|----------------------------------|
| | | | PERSONALES | U.E.C. | | | | | |
| | | | ANDALUCÍA | 21 | | | | | |
| ALMERÍA | 2 | 1 | 11 | 19 | 59 | 0 | 0 | 0 | 92 |
| CÁDIZ | 0 | 0 | 62 | 47 | 37 | 7 | 0 | 0 | 153 |
| CÓRDOBA | 1 | 2 | 9 | 15 | 42 | 2 | 0 | 1 | 72 |
| GRANADA | 0 | 2 | 4 | 24 | 30 | 4 | 0 | 0 | 64 |
| HUELVA | 2 | 3 | 7 | 15 | 56 | 1 | 0 | 0 | 84 |
| JAÉN | 8 | 0 | 7 | 12 | 31 | 0 | 0 | 0 | 58 |
| MÁLAGA | 1 | 22 | 11 | 34 | 329 | 4 | 0 | 0 | 401 |
| SEVILLA | 7 | 0 | 19 | 38 | 323 | 10 | 0 | 15 | 412 |
| ARAGÓN | 0 | 2 | 8 | 19 | 29 | 3 | 0 | 0 | 61 |
| HUESCA | 0 | 0 | 1 | 1 | 2 | 1 | 0 | 0 | 5 |
| TERUEL | 0 | 0 | 0 | 2 | 4 | 0 | 0 | 0 | 6 |
| ZARAGOZA | 0 | 2 | 7 | 16 | 23 | 2 | 0 | 0 | 50 |
| ASTURIAS | 0 | 0 | 22 | 22 | 124 | 5 | 0 | 0 | 173 |
| ILLES BALEARS | 0 | 4 | 2 | 3 | 14 | 0 | 0 | 0 | 23 |
| CANARIAS | 3 | 8 | 36 | 69 | 394 | 10 | 0 | 31 | 551 |
| LAS PALMAS | 1 | 2 | 8 | 14 | 201 | 2 | 0 | 31 | 259 |
| S.C. TENERIFE | 2 | 6 | 28 | 55 | 193 | 8 | 0 | 0 | 292 |
| CANTABRIA | 1 | 0 | 3 | 10 | 27 | 0 | 0 | 0 | 41 |
| CASTILLA Y LEÓN | 3 | 3 | 21 | 27 | 49 | 7 | 0 | 0 | 110 |
| ÁVILA | 0 | 0 | 1 | 0 | 3 | 1 | 0 | 0 | 5 |
| BURGOS | 1 | 1 | 9 | 4 | 3 | 1 | 0 | 0 | 19 |
| LEÓN | 0 | 1 | 4 | 6 | 19 | 3 | 0 | 0 | 33 |
| PALENCIA | 0 | 0 | 0 | 4 | 0 | 0 | 0 | 0 | 4 |
| SALAMANCA | 0 | 0 | 1 | 4 | 14 | 0 | 0 | 0 | 19 |
| SEGOVIA | 0 | 1 | 0 | 0 | 2 | 0 | 0 | 0 | 3 |
| SORIA | 0 | 0 | 0 | 0 | 0 | 0 | 0 | 0 | 0 |
| VALLADOLID | 0 | 0 | 2 | 5 | 1 | 1 | 0 | 0 | 9 |
| ZAMORA | 2 | 0 | 4 | 4 | 7 | 1 | 0 | 0 | 18 |
| CASTILLA-LA MANCHA | 3 | 2 | 23 | 48 | 94 | 12 | 0 | 0 | 182 |
| ALBACETE | 0 | 1 | 17 | 21 | 42 | 0 | 0 | 0 | 81 |
| CIUDAD REAL | 1 | 1 | 1 | 11 | 23 | 7 | 0 | 0 | 44 |
| CUENCA | 1 | 0 | 3 | 6 | 10 | 2 | 0 | 0 | 22 |
| GUADALAJARA | 0 | 0 | 1 | 1 | 4 | 1 | 0 | 0 | 7 |
| TOLEDO | 1 | 0 | 1 | 9 | 15 | 2 | 0 | 0 | 28 |

(Continúa al dorso)

| CC.AA. Y/O PROVINCIAS | EDAD | RESIDENCIA LEGAL | RECURSOS ECONÓMICOS | | GRADO MINUSVALÍA ENF. CRÓNICA | PRESTACIÓN INCOMPATIBLE | SOLICITAR SIN PASAR DOS AÑOS | SIN DESGLOSAR | TOTAL CAUSAS DE DENEGACIÓN |
|-----------------------------|-----------|---------------------|------------------------|------------|-------------------------------------|----------------------------|------------------------------------|------------------|----------------------------------|
| | | | PERSONALES | U.E.C. | | | | | |
| | | | CATALUNYA | 1 | | | | | |
| BARCELONA | 1 | 22 | 80 | 154 | 260 | 81 | 0 | 0 | 598 |
| GIRONA | 0 | 1 | 9 | 10 | 14 | 6 | 0 | 0 | 40 |
| LLEIDA | 0 | 1 | 4 | 6 | 11 | 5 | 0 | 0 | 27 |
| TARRAGONA | 0 | 3 | 8 | 18 | 28 | 7 | 0 | 0 | 64 |
| COMUNIDAD VALENCIANA | 1 | 3 | 39 | 129 | 253 | 66 | 0 | 0 | 491 |
| ALICANTE | 1 | 3 | 18 | 39 | 80 | 66 | 0 | 0 | 207 |
| CASTELLÓN | 0 | 0 | 3 | 18 | 22 | 0 | 0 | 0 | 43 |
| VALENCIA | 0 | 0 | 18 | 72 | 151 | 0 | 0 | 0 | 241 |
| EXTREMADURA | 1 | 1 | 7 | 13 | 12 | 1 | 0 | 0 | 35 |
| BADAJOS | 1 | 1 | 5 | 5 | 6 | 0 | 0 | 0 | 18 |
| CÁCERES | 0 | 0 | 2 | 8 | 6 | 1 | 0 | 0 | 17 |
| GALICIA | 5 | 7 | 31 | 85 | 332 | 7 | 0 | 0 | 467 |
| A CORUÑA | 1 | 5 | 12 | 30 | 120 | 1 | 0 | 0 | 169 |
| LUGO | 0 | 0 | 2 | 6 | 15 | 1 | 0 | 0 | 24 |
| OURENSE | 0 | 1 | 2 | 5 | 58 | 1 | 0 | 0 | 67 |
| PONTEVEDRA | 4 | 1 | 15 | 44 | 139 | 4 | 0 | 0 | 207 |
| MADRID | 2 | 9 | 30 | 81 | 65 | 0 | 0 | 0 | 187 |
| MURCIA | 0 | 17 | 30 | 57 | 97 | 4 | 0 | 1 | 206 |
| NAVARRA | 0 | 0 | 1 | 2 | 7 | 2 | 0 | 0 | 12 |
| PAÍS VASCO | 0 | 0 | 52 | 18 | 26 | 1 | 0 | 0 | 97 |
| ÁLAVA | 0 | 0 | 0 | 2 | 0 | 0 | 0 | 0 | 2 |
| GUIPÚZCOA | 0 | 0 | 42 | 0 | 0 | 1 | 0 | 0 | 43 |
| VIZCAYA | 0 | 0 | 10 | 16 | 26 | 0 | 0 | 0 | 52 |
| LA RIOJA | 0 | 3 | 2 | 7 | 4 | 0 | 0 | 0 | 16 |
| CEUTA | 0 | 2 | 2 | 8 | 31 | 1 | 0 | 0 | 44 |
| MELILLA | 0 | 4 | 4 | 4 | 37 | 1 | 0 | 0 | 50 |
| TOTAL ESTADO | 41 | 122 | 544 | 994 | 2.815 | 247 | 0 | 48 | 4.811 |

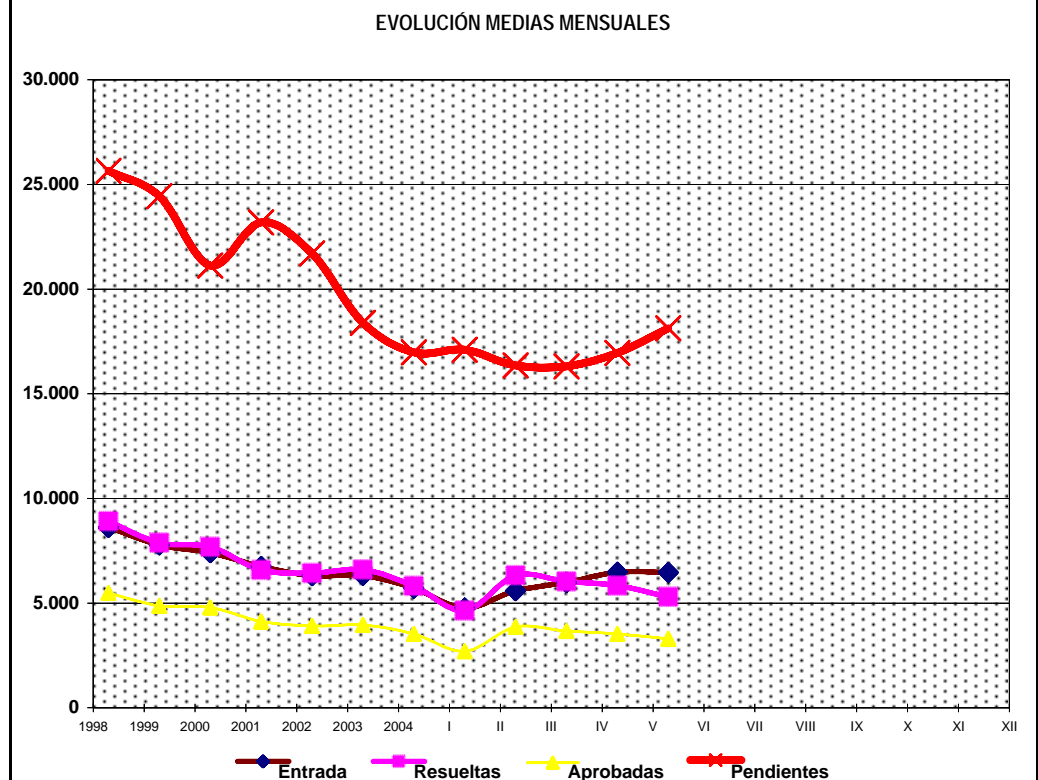
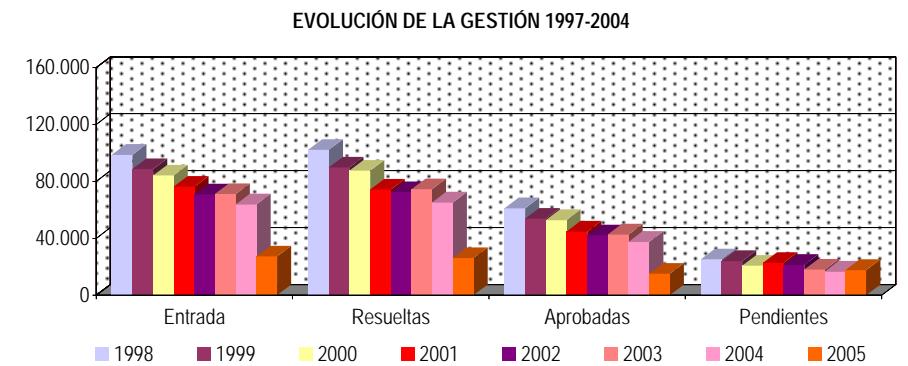
1d PNCs DE LA SEGURIDAD SOCIAL: DATOS DE LA GESTIÓN MENSUAL Y ANUAL

R.D.L. 1/1994, DE 20 DE JUNIO; T. REF. LGSS PNCs DE LA SEGURIDAD SOCIAL

TOTAL: JUBILACIÓN MÁS INVALIDEZ

| | | Entrada | Resueltas | % R/E. | Aprobadas | % A/R. | No Aprob. | Pendientes |
|--|------|---------|-----------|---------|-----------|--------|-----------|------------|
| G E S T I O N | 1998 | 98.654 | 102.198 | 103,59% | 61.127 | 59,81% | 41.071 | 25.267 |
| | 1999 | 88.605 | 89.822 | 101,37% | 53.808 | 59,91% | 36.014 | 24.050 |
| | 2000 | 84.219 | 87.539 | 103,94% | 52.787 | 60,30% | 34.752 | 20.730 |
| | 2001 | 76.311 | 74.240 | 97,29% | 44.704 | 60,22% | 29.536 | 22.801 |
| | 2002 | 70.924 | 72.417 | 102,11% | 42.112 | 58,15% | 30.305 | 21.308 |
| | 2003 | 71.186 | 74.497 | 104,65% | 42.720 | 57,34% | 31.777 | 17.997 |
| | 2004 | 63.772 | 65.173 | 102,20% | 37.526 | 57,58% | 27.647 | 16.596 |
| M E N S U A L E S * | 1998 | 8.221 | 8.517 | | 5.094 | | 3.423 | 25.267 |
| | 1999 | 7.384 | 7.485 | | 4.484 | | 3.001 | 24.050 |
| | 2000 | 7.018 | 7.295 | | 4.399 | | 2.896 | 20.730 |
| | 2001 | 6.359 | 6.187 | | 3.725 | | 2.461 | 22.801 |
| | 2002 | 5.910 | 6.035 | | 3.509 | | 2.525 | 21.308 |
| | 2003 | 5.932 | 6.208 | | 3.560 | | 2.648 | 17.997 |
| | 2004 | 5.314 | 5.431 | | 3.127 | | 2.304 | 16.596 |
| 2005 | | | | | | | | |
| I II III IV V VI VII VIII IX X XI XII | 2005 | 4.366 | 4.250 | 97,34% | 2.314 | 54,45% | 1.936 | 16.712 |
| | II | 5.194 | 5.936 | 114,29% | 3.472 | 58,49% | 2.464 | 15.970 |
| | III | 5.599 | 5.648 | 100,88% | 3.267 | 57,84% | 2.381 | 15.921 |
| | IV | 6.088 | 5.443 | 89,41% | 3.135 | 57,60% | 2.308 | 16.566 |
| | V | 6.077 | 4.905 | 80,71% | 2.898 | 59,08% | 2.007 | 17.738 |
| | VI | | | | | | | |
| | VII | | | | | | | |
| | VIII | | | | | | | |
| | IX | | | | | | | |
| | X | | | | | | | |
| | XI | | | | | | | |
| | XII | | | | | | | |
| 2005 | | 27.324 | 26.182 | 95,82% | 15.086 | 57,62% | 11.096 | 17.757 |

* Pendientes reales



PENSIONES NO CONTRIBUTIVAS DE JUBILACIÓN E INVALIDEZ

DATOS CONJUNTOS DE GESTIÓN CORRESPONDIENTES AL MES DE MAYO DE 2005

| CC.AA. Y/O PROVINCIAS | PTES. MES ANTERIOR | SOLICITUDES PRESENTADAS | | | | | A RESOLV. MES | SOLICITUDES RESUELTAS | | | | | | | | | PTES. FIN MES |
|-----------------------------|--------------------------|----------------------------|-----------|------------|----------|--------------|---------------------|-----------------------|----------|-----------|----------|------------|--------------|------------|--------------|--------------|---------------------|
| | | NUEVAS | LISMI | PAS | INSS | TOTAL | | APROBADAS | | | | | NO APROBADAS | | TOTAL | | |
| | | | | | | | | NUEVAS | LISMI | PAS | INSS | TOTAL | DNG | CAD-DES | | | |
| ANDALUCÍA | 4.648 | 1.180 | 8 | 42 | 0 | 1.230 | 5.878 | 721 | 5 | 32 | 1 | 759 | 391 | 105 | 1.255 | 4.623 | |
| ALMERÍA | 160 | 69 | 0 | 0 | 0 | 69 | 229 | 44 | 2 | 1 | 0 | 47 | 29 | 0 | 76 | 153 | |
| CÁDIZ | 644 | 177 | 3 | 15 | 0 | 195 | 839 | 189 | 1 | 7 | 1 | 198 | 37 | 0 | 235 | 604 | |
| CÓRDOBA | 203 | 94 | 1 | 1 | 0 | 96 | 299 | 46 | 0 | 0 | 0 | 46 | 23 | 1 | 70 | 229 | |
| GRANADA | 382 | 94 | 0 | 6 | 0 | 100 | 482 | 65 | 0 | 6 | 0 | 71 | 23 | 9 | 103 | 379 | |
| HUELVA | 203 | 93 | 1 | 2 | 0 | 96 | 299 | 76 | 1 | 0 | 0 | 77 | 18 | 6 | 101 | 198 | |
| JAÉN | 168 | 103 | 0 | 6 | 0 | 109 | 277 | 66 | 0 | 7 | 0 | 73 | 27 | 1 | 101 | 176 | |
| MÁLAGA | 1.331 | 162 | 1 | 1 | 0 | 164 | 1.495 | 118 | 0 | 3 | 0 | 121 | 96 | 24 | 241 | 1.254 | |
| SEVILLA | 1.557 | 388 | 2 | 11 | 0 | 401 | 1.958 | 117 | 1 | 8 | 0 | 126 | 138 | 64 | 328 | 1.630 | |
| ARAGÓN | 195 | 110 | 0 | 3 | 2 | 115 | 310 | 76 | 9 | 0 | 0 | 85 | 35 | 0 | 120 | 190 | |
| HUESCA | 58 | 27 | 0 | 1 | 0 | 28 | 86 | 22 | 4 | 0 | 0 | 26 | 4 | 0 | 30 | 56 | |
| TERUEL | 13 | 9 | 0 | 0 | 0 | 9 | 22 | 10 | 2 | 0 | 0 | 12 | 0 | 0 | 12 | 10 | |
| ZARAGOZA | 124 | 74 | 0 | 2 | 2 | 78 | 202 | 44 | 3 | 0 | 0 | 47 | 31 | 0 | 78 | 124 | |
| ASTURIAS | 575 | 104 | 4 | 2 | 1 | 111 | 686 | 61 | 1 | 3 | 0 | 65 | 53 | 12 | 130 | 556 | |
| ILLES BALEARS | 304 | 9 | 0 | 0 | 0 | 9 | 313 | 9 | 0 | 0 | 0 | 9 | 4 | 0 | 13 | 300 | |
| CANARIAS | 1.320 | 360 | 0 | 7 | 0 | 367 | 1.687 | 178 | 0 | 8 | 0 | 186 | 106 | 58 | 350 | 1.337 | |
| LAS PALMAS | 691 | 99 | 0 | 6 | 0 | 105 | 796 | 71 | 0 | 7 | 0 | 78 | 45 | 21 | 144 | 652 | |
| S.C. TENERIFE | 629 | 261 | 0 | 1 | 0 | 262 | 891 | 107 | 0 | 1 | 0 | 108 | 61 | 37 | 206 | 685 | |
| CANTABRIA | 252 | 69 | 2 | 1 | 0 | 72 | 324 | 66 | 2 | 1 | 0 | 69 | 21 | 0 | 90 | 234 | |
| CASTILLA Y LEÓN | 815 | 285 | 16 | 243 | 1 | 545 | 1.360 | 94 | 7 | 36 | 0 | 137 | 49 | 20 | 206 | 1.154 | |
| ÁVILA | 43 | 23 | 0 | 19 | 1 | 43 | 86 | 16 | 0 | 1 | 0 | 17 | 3 | 5 | 25 | 61 | |
| BURGOS | 86 | 77 | 0 | 6 | 0 | 83 | 169 | 11 | 0 | 1 | 0 | 12 | 5 | 8 | 25 | 144 | |
| LEÓN | 150 | 30 | 6 | 87 | 0 | 123 | 273 | 4 | 1 | 0 | 0 | 5 | 15 | 0 | 20 | 253 | |
| PALENCIA | 38 | 15 | 0 | 20 | 0 | 35 | 73 | 12 | 0 | 8 | 0 | 20 | 1 | 0 | 21 | 52 | |
| SALAMANCA | 194 | 48 | 3 | 22 | 0 | 73 | 267 | 32 | 6 | 24 | 0 | 62 | 15 | 0 | 77 | 190 | |
| SEGOVIA | 18 | 8 | 0 | 13 | 0 | 21 | 39 | 0 | 0 | 2 | 0 | 2 | 2 | 1 | 5 | 34 | |
| SORIA | 12 | 7 | 0 | 8 | 0 | 15 | 27 | 2 | 0 | 0 | 0 | 2 | 0 | 1 | 3 | 24 | |
| VALLADOLID | 203 | 51 | 5 | 47 | 0 | 103 | 306 | 6 | 0 | 0 | 0 | 6 | 0 | 2 | 8 | 298 | |
| ZAMORA | 71 | 26 | 2 | 21 | 0 | 49 | 120 | 11 | 0 | 0 | 0 | 11 | 8 | 3 | 22 | 98 | |
| CASTILLA-LA MANCHA | 777 | 220 | 4 | 3 | 0 | 227 | 1.004 | 158 | 1 | 9 | 0 | 168 | 82 | 14 | 264 | 740 | |
| ALBACETE | 271 | 49 | 0 | 2 | 0 | 51 | 322 | 27 | 0 | 4 | 0 | 31 | 34 | 5 | 70 | 252 | |
| CIUDAD REAL | 159 | 58 | 3 | 1 | 0 | 62 | 221 | 45 | 0 | 5 | 0 | 50 | 22 | 3 | 75 | 146 | |
| CUENCA | 150 | 40 | 1 | 0 | 0 | 41 | 191 | 47 | 1 | 0 | 0 | 48 | 11 | 3 | 62 | 129 | |
| GUADALAJARA | 17 | 14 | 0 | 0 | 0 | 14 | 31 | 4 | 0 | 0 | 0 | 4 | 3 | 0 | 7 | 24 | |
| TOLEDO | 180 | 59 | 0 | 0 | 0 | 59 | 239 | 35 | 0 | 0 | 0 | 35 | 12 | 3 | 50 | 189 | |

(Continúa al dorso)

| CC.AA. Y/O PROVINCIAS | PTES. MES ANTERIOR | SOLICITUDES PRESENTADAS | | | | | A RESOLV. MES | SOLICITUDES RESUELTAS | | | | | | | | PTES. FIN MES |
|-----------------------------|--------------------------|----------------------------|-----------|----------|-----------|------------|---------------------|-----------------------|----------|----------|----------|--------------|------------|-----------|------------|---------------------|
| | | | | | | | | APROBADAS | | | | NO APROBADAS | | TOTAL | | |
| | | NUEVAS | LISMI | PAS | INSS | TOTAL | | NUEVAS | LISMI | PAS | INSS | TOTAL | DNG | | CAD-DES | |
| CATALUNYA | 1.943 | 638 | 4 | 1 | 21 | 664 | 2.607 | 280 | 4 | 1 | 4 | 289 | 234 | 70 | 593 | 2.014 |
| BARCELONA | 1.502 | 489 | 3 | 0 | 14 | 506 | 2.008 | 222 | 1 | 0 | 3 | 226 | 177 | 59 | 462 | 1.546 |
| GIRONA | 145 | 33 | 0 | 0 | 2 | 35 | 180 | 19 | 2 | 0 | 0 | 21 | 12 | 1 | 34 | 146 |
| LLEIDA | 76 | 49 | 0 | 1 | 2 | 52 | 128 | 13 | 0 | 0 | 0 | 13 | 13 | 2 | 28 | 100 |
| TARRAGONA | 220 | 67 | 1 | 0 | 3 | 71 | 291 | 26 | 1 | 1 | 1 | 29 | 32 | 8 | 69 | 222 |
| COMUNIDAD VALENCIANA | 2.004 | 863 | 13 | 5 | 0 | 881 | 2.885 | 254 | 5 | 4 | 0 | 263 | 189 | 41 | 493 | 2.392 |
| ALICANTE | 906 | 225 | 13 | 5 | 0 | 243 | 1.149 | 112 | 0 | 1 | 0 | 113 | 58 | 3 | 174 | 975 |
| CASTELLÓN | 246 | 75 | 0 | 0 | 0 | 75 | 321 | 15 | 0 | 0 | 0 | 15 | 0 | 0 | 15 | 306 |
| VALENCIA | 852 | 563 | 0 | 0 | 0 | 563 | 1.415 | 127 | 5 | 3 | 0 | 135 | 131 | 38 | 304 | 1.111 |
| EXTREMADURA | 40 | 159 | 6 | 4 | 0 | 169 | 209 | 81 | 2 | 4 | 0 | 87 | 14 | 10 | 111 | 98 |
| BADAJOS | 18 | 114 | 3 | 3 | 0 | 120 | 138 | 54 | 1 | 2 | 0 | 57 | 3 | 7 | 67 | 71 |
| CÁCERES | 22 | 45 | 3 | 1 | 0 | 49 | 71 | 27 | 1 | 2 | 0 | 30 | 11 | 3 | 44 | 27 |
| GALICIA | 1.064 | 655 | 7 | 3 | 3 | 668 | 1.732 | 289 | 9 | 3 | 4 | 305 | 204 | 4 | 513 | 1.219 |
| A CORUÑA | 539 | 228 | 0 | 0 | 0 | 228 | 767 | 105 | 2 | 2 | 4 | 113 | 67 | 0 | 180 | 587 |
| LUGO | 82 | 49 | 2 | 1 | 0 | 52 | 134 | 35 | 0 | 1 | 0 | 36 | 5 | 3 | 44 | 90 |
| OURENSE | 145 | 80 | 1 | 1 | 0 | 82 | 227 | 51 | 1 | 0 | 0 | 52 | 23 | 1 | 76 | 151 |
| PONTEVEDRA | 298 | 298 | 4 | 1 | 3 | 306 | 604 | 98 | 6 | 0 | 0 | 104 | 109 | 0 | 213 | 391 |
| MADRID | 1.114 | 531 | 2 | 5 | 0 | 538 | 1.652 | 204 | 2 | 5 | 0 | 211 | 93 | 23 | 327 | 1.325 |
| MURCIA | 928 | 176 | 3 | 5 | 6 | 190 | 1.118 | 108 | 0 | 0 | 0 | 108 | 81 | 19 | 208 | 910 |
| NAVARRA | 15 | 41 | 0 | 3 | 1 | 45 | 60 | 16 | 0 | 1 | 0 | 17 | 8 | 2 | 27 | 33 |
| PAÍS VASCO | 390 | 143 | 0 | 8 | 0 | 151 | 541 | 90 | 0 | 4 | 0 | 94 | 25 | 3 | 122 | 419 |
| ÁLAVA | 117 | 23 | 0 | 0 | 0 | 23 | 140 | 10 | 0 | 0 | 0 | 10 | 3 | 0 | 13 | 127 |
| GUIPÚZCOA | 31 | 32 | 0 | 0 | 0 | 32 | 63 | 30 | 0 | 0 | 0 | 30 | 7 | 0 | 37 | 26 |
| VIZCAYA | 242 | 88 | 0 | 8 | 0 | 96 | 338 | 50 | 0 | 4 | 0 | 54 | 15 | 3 | 72 | 266 |
| LA RIOJA | 62 | 27 | 0 | 1 | 0 | 28 | 90 | 19 | 0 | 0 | 0 | 19 | 10 | 2 | 31 | 59 |
| CEUTA | 64 | 29 | 0 | 1 | 0 | 30 | 94 | 10 | 0 | 1 | 0 | 11 | 7 | 4 | 22 | 72 |
| MELILLA | 56 | 36 | 0 | 1 | 0 | 37 | 93 | 15 | 0 | 1 | 0 | 16 | 12 | 2 | 30 | 63 |

| | | | | | | | | | | | | | | | | |
|---------------------|---------------|--------------|-----------|------------|-----------|--------------|---------------|--------------|-----------|------------|----------|--------------|--------------|------------|--------------|---------------|
| TOTAL ESTADO | 16.566 | 5.635 | 69 | 338 | 35 | 6.077 | 22.643 | 2.729 | 47 | 113 | 9 | 2.898 | 1.618 | 389 | 4.905 | 17.738 |
|---------------------|---------------|--------------|-----------|------------|-----------|--------------|---------------|--------------|-----------|------------|----------|--------------|--------------|------------|--------------|---------------|

PENSIONES NO CONTRIBUTIVAS DE JUBILACIÓN E INVALIDEZ

CAUSAS DE DENEGACIÓN CONJUNTAS CORRESPONDIENTES AL MES DE MAYO DE 2005

| CC.AA. Y/O PROVINCIAS | EDAD | RESIDENCIA LEGAL | RECURSOS ECONÓMICOS | | GRADO MINUSVALÍA ENF. CRÓNICA | PRESTACIÓN INCOMPATIBLE | SOLICITAR SIN PASAR DOS AÑOS | SIN DESGLOSAR | TOTAL CAUSAS DE DENEGACIÓN |
|-----------------------------|----------|---------------------|------------------------|-----------|-------------------------------------|----------------------------|------------------------------------|------------------|----------------------------------|
| | | | PERSONALES | U.E.C. | | | | | |
| | | | ANDALUCÍA | 16 | | | | | |
| ALMERÍA | 1 | 4 | 3 | 15 | 6 | 0 | 0 | 15 | 44 |
| CÁDIZ | 1 | 0 | 14 | 21 | 0 | 1 | 0 | 8 | 45 |
| CÓRDOBA | 3 | 0 | 2 | 4 | 14 | 0 | 0 | 5 | 28 |
| GRANADA | 0 | 0 | 3 | 16 | 3 | 1 | 0 | 13 | 36 |
| HUELVA | 0 | 0 | 0 | 11 | 7 | 0 | 0 | 8 | 26 |
| JAÉN | 3 | 3 | 0 | 16 | 5 | 0 | 0 | 21 | 48 |
| MÁLAGA | 0 | 11 | 5 | 25 | 52 | 0 | 0 | 35 | 128 |
| SEVILLA | 8 | 0 | 7 | 47 | 74 | 0 | 0 | 50 | 186 |
| ARAGÓN | 0 | 1 | 2 | 23 | 7 | 1 | 0 | 19 | 53 |
| HUESCA | 0 | 0 | 0 | 2 | 1 | 1 | 0 | 1 | 5 |
| TERUEL | 0 | 0 | 0 | 0 | 0 | 0 | 0 | 0 | 0 |
| ZARAGOZA | 0 | 1 | 2 | 21 | 6 | 0 | 0 | 18 | 48 |
| ASTURIAS | 2 | 2 | 2 | 20 | 26 | 1 | 0 | 15 | 68 |
| ILLES BALEARS | 0 | 2 | 0 | 0 | 2 | 0 | 0 | 0 | 4 |
| CANARIAS | 2 | 6 | 6 | 28 | 33 | 0 | 0 | 64 | 139 |
| LAS PALMAS | 1 | 0 | 0 | 13 | 0 | 0 | 0 | 45 | 59 |
| S.C. TENERIFE | 1 | 6 | 6 | 15 | 33 | 0 | 0 | 19 | 80 |
| CANTABRIA | 2 | 0 | 1 | 15 | 3 | 0 | 0 | 14 | 35 |
| CASTILLA Y LEÓN | 1 | 3 | 3 | 23 | 16 | 1 | 0 | 26 | 73 |
| ÁVILA | 0 | 0 | 1 | 2 | 0 | 0 | 0 | 3 | 6 |
| BURGOS | 0 | 0 | 0 | 3 | 2 | 0 | 0 | 3 | 8 |
| LEÓN | 0 | 0 | 1 | 6 | 7 | 1 | 0 | 5 | 20 |
| PALENCIA | 0 | 0 | 0 | 1 | 0 | 0 | 0 | 1 | 2 |
| SALAMANCA | 0 | 2 | 0 | 6 | 5 | 0 | 0 | 10 | 23 |
| SEGOVIA | 0 | 1 | 0 | 1 | 0 | 0 | 0 | 2 | 4 |
| SORIA | 0 | 0 | 0 | 0 | 0 | 0 | 0 | 0 | 0 |
| VALLADOLID | 0 | 0 | 0 | 0 | 0 | 0 | 0 | 0 | 0 |
| ZAMORA | 1 | 0 | 1 | 4 | 2 | 0 | 0 | 2 | 10 |
| CASTILLA-LA MANCHA | 5 | 1 | 9 | 45 | 22 | 0 | 0 | 37 | 119 |
| ALBACETE | 0 | 1 | 5 | 15 | 13 | 0 | 0 | 8 | 42 |
| CIUDAD REAL | 2 | 0 | 3 | 13 | 4 | 0 | 0 | 13 | 35 |
| CUENCA | 2 | 0 | 1 | 7 | 1 | 0 | 0 | 7 | 18 |
| GUADALAJARA | 0 | 0 | 0 | 1 | 2 | 0 | 0 | 0 | 3 |
| TOLEDO | 1 | 0 | 0 | 9 | 2 | 0 | 0 | 9 | 21 |

(Continúa al dorso)

| CC.AA. Y/O PROVINCIAS | EDAD | RESIDENCIA LEGAL | RECURSOS ECONÓMICOS | | GRADO MINUSVALÍA ENF. CRÓNICA | PRESTACIÓN INCOMPATIBLE | SOLICITAR SIN PASAR DOS AÑOS | SIN DESGLOSAR | TOTAL CAUSAS DE DENEGACIÓN |
|-----------------------------|------|---------------------|------------------------|--------|-------------------------------------|----------------------------|------------------------------------|------------------|----------------------------------|
| | | | PERSONALES | U.E.C. | | | | | |
| | | | CATALUNYA | 5 | | | | | |
| BARCELONA | 4 | 13 | 22 | 81 | 45 | 8 | 0 | 78 | 251 |
| GIRONA | 0 | 1 | 1 | 4 | 5 | 1 | 0 | 3 | 15 |
| LLEIDA | 0 | 1 | 1 | 9 | 1 | 1 | 0 | 9 | 22 |
| TARRAGONA | 1 | 1 | 3 | 20 | 6 | 1 | 0 | 21 | 53 |
| COMUNIDAD VALENCIANA | 0 | 2 | 33 | 98 | 56 | 0 | 0 | 115 | 304 |
| ALICANTE | 0 | 0 | 6 | 25 | 27 | 0 | 0 | 21 | 79 |
| CASTELLÓN | 0 | 0 | 0 | 0 | 0 | 0 | 0 | 0 | 0 |
| VALENCIA | 0 | 2 | 27 | 73 | 29 | 0 | 0 | 94 | 225 |
| EXTREMADURA | 2 | 0 | 5 | 4 | 3 | 0 | 0 | 11 | 25 |
| BADAJOS | 1 | 0 | 0 | 2 | 0 | 0 | 0 | 3 | 6 |
| CÁCERES | 1 | 0 | 5 | 2 | 3 | 0 | 0 | 8 | 19 |
| GALICIA | 6 | 14 | 16 | 73 | 94 | 1 | 0 | 77 | 281 |
| A CORUÑA | 0 | 6 | 5 | 27 | 28 | 1 | 0 | 28 | 95 |
| LUGO | 2 | 0 | 0 | 2 | 1 | 0 | 0 | 2 | 7 |
| OURENSE | 1 | 0 | 2 | 7 | 13 | 0 | 0 | 9 | 32 |
| PONTEVEDRA | 3 | 8 | 9 | 37 | 52 | 0 | 0 | 38 | 147 |
| MADRID | 6 | 8 | 12 | 49 | 18 | 0 | 0 | 49 | 142 |
| MURCIA | 4 | 4 | 3 | 41 | 29 | 0 | 0 | 50 | 131 |
| NAVARRA | 0 | 0 | 1 | 6 | 1 | 0 | 0 | 5 | 13 |
| PAÍS VASCO | 0 | 0 | 9 | 6 | 10 | 0 | 0 | 8 | 33 |
| ÁLAVA | 0 | 0 | 1 | 2 | 0 | 0 | 0 | 2 | 5 |
| GUIPÚZCOA | 0 | 0 | 7 | 0 | 0 | 0 | 0 | 4 | 11 |
| VIZCAYA | 0 | 0 | 1 | 4 | 10 | 0 | 0 | 2 | 17 |
| LA RIOJA | 0 | 3 | 0 | 6 | 1 | 0 | 0 | 4 | 14 |
| CEUTA | 1 | 0 | 0 | 1 | 5 | 0 | 0 | 1 | 8 |
| MELILLA | 0 | 2 | 0 | 2 | 8 | 0 | 0 | 1 | 13 |
| TOTAL ESTADO | 52 | 82 | 163 | 709 | 552 | 17 | 0 | 762 | 2.337 |

PENSIONES NO CONTRIBUTIVAS DE JUBILACIÓN E INVALIDEZ

DATOS ACUMULADOS DE GESTIÓN CORRESPONDIENTES AL AÑO 2005 HASTA MAYO

| CC.AA. Y/O PROVINCIAS | PTES. AÑO ANTERIOR | SOLICITUDES PRESENTADAS | | | | | A RESOLV. AÑO | SOLICITUDES RESUELTAS | | | | | | | | | PTES. FINAL |
|-----------------------------|--------------------------|----------------------------|------------|------------|-----------|--------------|---------------------|-----------------------|-----------|------------|----------|--------------|--------------|------------|--------------|--------------|----------------|
| | | | | | | | | APROBADAS | | | | | NO APROBADAS | | TOTAL | | |
| | | NUEVAS | LISMI | PAS | INSS | TOTAL | | NUEVAS | LISMI | PAS | INSS | TOTAL | DNG | CAD-DES | | | |
| ANDALUCÍA | 4.805 | 5.598 | 107 | 179 | 4 | 5.888 | 10.693 | 3.330 | 64 | 163 | 3 | 3.560 | 2.035 | 475 | 6.070 | 4.623 | |
| ALMERÍA | 145 | 353 | 3 | 1 | 0 | 357 | 502 | 190 | 7 | 4 | 0 | 201 | 148 | 0 | 349 | 153 | |
| CÁDIZ | 433 | 1.040 | 13 | 49 | 3 | 1.105 | 1.538 | 644 | 10 | 46 | 3 | 703 | 211 | 20 | 934 | 604 | |
| CÓRDOBA | 135 | 592 | 12 | 10 | 0 | 614 | 749 | 350 | 7 | 12 | 0 | 369 | 136 | 15 | 520 | 229 | |
| GRANADA | 369 | 398 | 54 | 22 | 1 | 475 | 844 | 299 | 6 | 15 | 0 | 320 | 110 | 35 | 465 | 379 | |
| HUELVA | 153 | 437 | 3 | 13 | 0 | 453 | 606 | 245 | 5 | 5 | 0 | 255 | 131 | 22 | 408 | 198 | |
| JAÉN | 132 | 412 | 1 | 33 | 0 | 446 | 578 | 248 | 3 | 26 | 0 | 277 | 112 | 13 | 402 | 176 | |
| MÁLAGA | 1.768 | 1.011 | 8 | 6 | 0 | 1.025 | 2.793 | 751 | 12 | 17 | 0 | 780 | 619 | 140 | 1.539 | 1.254 | |
| SEVILLA | 1.670 | 1.355 | 13 | 45 | 0 | 1.413 | 3.083 | 603 | 14 | 38 | 0 | 655 | 568 | 230 | 1.453 | 1.630 | |
| ARAGÓN | 160 | 543 | 14 | 19 | 18 | 594 | 754 | 365 | 16 | 13 | 2 | 396 | 152 | 16 | 564 | 190 | |
| HUESCA | 34 | 127 | 4 | 6 | 0 | 137 | 171 | 79 | 5 | 6 | 0 | 90 | 22 | 3 | 115 | 56 | |
| TERUEL | 5 | 43 | 3 | 4 | 1 | 51 | 56 | 29 | 3 | 3 | 0 | 35 | 9 | 2 | 46 | 10 | |
| ZARAGOZA | 121 | 373 | 7 | 9 | 17 | 406 | 527 | 257 | 8 | 4 | 2 | 271 | 121 | 11 | 403 | 124 | |
| ASTURIAS | 747 | 597 | 17 | 7 | 1 | 622 | 1.369 | 449 | 17 | 7 | 4 | 477 | 242 | 94 | 813 | 556 | |
| ILLES BALEARS | 239 | 178 | 0 | 2 | 0 | 180 | 419 | 62 | 1 | 0 | 0 | 63 | 37 | 19 | 119 | 300 | |
| CANARIAS | 1.785 | 2.012 | 6 | 41 | 1 | 2.060 | 3.845 | 1.092 | 9 | 42 | 1 | 1.144 | 748 | 616 | 2.508 | 1.337 | |
| LAS PALMAS | 892 | 691 | 4 | 26 | 0 | 721 | 1.613 | 374 | 4 | 23 | 0 | 401 | 317 | 243 | 961 | 652 | |
| S.C. TENERIFE | 893 | 1.321 | 2 | 15 | 1 | 1.339 | 2.232 | 718 | 5 | 19 | 1 | 743 | 431 | 373 | 1.547 | 685 | |
| CANTABRIA | 209 | 358 | 8 | 4 | 0 | 370 | 579 | 254 | 3 | 3 | 1 | 261 | 79 | 5 | 345 | 234 | |
| CASTILLA Y LEÓN | 389 | 1.260 | 35 | 468 | 1 | 1.764 | 2.153 | 627 | 25 | 53 | 1 | 706 | 219 | 74 | 999 | 1.154 | |
| ÁVILA | 15 | 99 | 0 | 47 | 1 | 147 | 162 | 67 | 1 | 2 | 0 | 70 | 12 | 19 | 101 | 61 | |
| BURGOS | 92 | 177 | 1 | 7 | 0 | 185 | 277 | 84 | 1 | 4 | 0 | 89 | 30 | 14 | 133 | 144 | |
| LEÓN | 44 | 214 | 8 | 133 | 0 | 355 | 399 | 82 | 3 | 2 | 0 | 87 | 53 | 6 | 146 | 253 | |
| PALENCIA | 10 | 88 | 1 | 35 | 0 | 124 | 134 | 58 | 2 | 8 | 1 | 69 | 11 | 2 | 82 | 52 | |
| SALAMANCA | 83 | 253 | 12 | 93 | 0 | 358 | 441 | 159 | 11 | 28 | 0 | 198 | 49 | 4 | 251 | 190 | |
| SEGOVIA | 13 | 36 | 1 | 30 | 0 | 67 | 80 | 18 | 2 | 5 | 0 | 25 | 12 | 9 | 46 | 34 | |
| SORIA | 12 | 27 | 0 | 11 | 0 | 38 | 50 | 23 | 1 | 0 | 0 | 24 | 1 | 1 | 26 | 24 | |
| VALLADOLID | 86 | 230 | 7 | 83 | 0 | 320 | 406 | 68 | 3 | 3 | 0 | 74 | 23 | 11 | 108 | 298 | |
| ZAMORA | 34 | 136 | 5 | 29 | 0 | 170 | 204 | 68 | 1 | 1 | 0 | 70 | 28 | 8 | 106 | 98 | |
| CASTILLA-LA MANCHA | 689 | 1.196 | 9 | 37 | 2 | 1.244 | 1.933 | 704 | 6 | 33 | 1 | 744 | 375 | 74 | 1.193 | 740 | |
| ALBACETE | 257 | 290 | 1 | 13 | 0 | 304 | 561 | 158 | 1 | 18 | 0 | 177 | 119 | 13 | 309 | 252 | |
| CIUDAD REAL | 98 | 323 | 5 | 16 | 0 | 344 | 442 | 159 | 1 | 11 | 0 | 171 | 107 | 18 | 296 | 146 | |
| CUENCA | 121 | 196 | 3 | 4 | 0 | 203 | 324 | 126 | 2 | 0 | 0 | 128 | 57 | 10 | 195 | 129 | |
| GUADALAJARA | 17 | 67 | 0 | 3 | 2 | 72 | 89 | 45 | 0 | 1 | 1 | 47 | 17 | 1 | 65 | 24 | |
| TOLEDO | 196 | 320 | 0 | 1 | 0 | 321 | 517 | 216 | 2 | 3 | 0 | 221 | 75 | 32 | 328 | 189 | |

(Continúa al dorso)

| CC.AA. Y/O PROVINCIAS | PTES. AÑO ANTERIOR | SOLICITUDES PRESENTADAS | | | | | A RESOLV. AÑO | SOLICITUDES RESUELTAS | | | | | | | | | PTES. FINAL |
|-----------------------------|--------------------------|----------------------------|-----------|-----------|-----------|--------------|---------------------|-----------------------|-----------|-----------|-----------|--------------|--------------|------------|--------------|--------------|----------------|
| | | NUEVAS | LISMI | PAS | INSS | TOTAL | | APROBADAS | | | | | NO APROBADAS | | TOTAL | | |
| | | | | | | | | NUEVAS | LISMI | PAS | INSS | TOTAL | DNG | CAD-DES | | | |
| CATALUNYA | 2.153 | 3.367 | 31 | 21 | 78 | 3.497 | 5.650 | 1.701 | 31 | 20 | 44 | 1.796 | 1.297 | 543 | 3.636 | 2.014 | |
| BARCELONA | 1.658 | 2.647 | 16 | 13 | 62 | 2.738 | 4.396 | 1.326 | 18 | 9 | 35 | 1.388 | 1.032 | 430 | 2.850 | 1.546 | |
| GIRONA | 139 | 197 | 1 | 1 | 5 | 204 | 343 | 95 | 4 | 1 | 1 | 101 | 61 | 35 | 197 | 146 | |
| LLEIDA | 119 | 142 | 5 | 3 | 5 | 155 | 274 | 104 | 1 | 0 | 2 | 107 | 52 | 15 | 174 | 100 | |
| TARRAGONA | 237 | 381 | 9 | 4 | 6 | 400 | 637 | 176 | 8 | 10 | 6 | 200 | 152 | 63 | 415 | 222 | |
| COMUNIDAD VALENCIANA | 1.695 | 3.478 | 39 | 32 | 0 | 3.549 | 5.244 | 1.414 | 21 | 42 | 0 | 1.477 | 1.082 | 293 | 2.852 | 2.392 | |
| ALICANTE | 896 | 985 | 28 | 28 | 0 | 1.041 | 1.937 | 505 | 6 | 12 | 0 | 523 | 340 | 99 | 962 | 975 | |
| CASTELLÓN | 181 | 320 | 2 | 4 | 0 | 326 | 507 | 109 | 3 | 3 | 0 | 115 | 81 | 5 | 201 | 306 | |
| VALENCIA | 618 | 2.173 | 9 | 0 | 0 | 2.182 | 2.800 | 800 | 12 | 27 | 0 | 839 | 661 | 189 | 1.689 | 1.111 | |
| EXTREMADURA | 67 | 702 | 32 | 18 | 0 | 752 | 819 | 488 | 31 | 21 | 0 | 540 | 129 | 52 | 721 | 98 | |
| BADAJOS | 15 | 440 | 20 | 12 | 0 | 472 | 487 | 286 | 15 | 14 | 0 | 315 | 64 | 37 | 416 | 71 | |
| CÁCERES | 52 | 262 | 12 | 6 | 0 | 280 | 332 | 202 | 16 | 7 | 0 | 225 | 65 | 15 | 305 | 27 | |
| GALICIA | 904 | 2.644 | 25 | 5 | 10 | 2.684 | 3.588 | 1.363 | 40 | 21 | 21 | 1.445 | 769 | 155 | 2.369 | 1.219 | |
| A CORUÑA | 508 | 986 | 0 | 0 | 0 | 986 | 1.494 | 494 | 11 | 11 | 8 | 524 | 292 | 91 | 907 | 587 | |
| LUGO | 70 | 236 | 5 | 2 | 0 | 243 | 313 | 162 | 3 | 2 | 0 | 167 | 40 | 16 | 223 | 90 | |
| OURENSE | 121 | 348 | 8 | 1 | 0 | 357 | 478 | 206 | 5 | 1 | 0 | 212 | 98 | 17 | 327 | 151 | |
| PONTEVEDRA | 205 | 1.074 | 12 | 2 | 10 | 1.098 | 1.303 | 501 | 21 | 7 | 13 | 542 | 339 | 31 | 912 | 391 | |
| MADRID | 1.354 | 1.892 | 17 | 39 | 0 | 1.948 | 3.302 | 1.212 | 17 | 39 | 0 | 1.268 | 441 | 268 | 1.977 | 1.325 | |
| MURCIA | 801 | 810 | 15 | 34 | 20 | 879 | 1.680 | 354 | 13 | 6 | 0 | 373 | 321 | 76 | 770 | 910 | |
| NAVARRA | 106 | 148 | 1 | 11 | 1 | 161 | 267 | 139 | 3 | 6 | 12 | 160 | 63 | 11 | 234 | 33 | |
| PAÍS VASCO | 337 | 726 | 12 | 13 | 0 | 751 | 1.088 | 482 | 1 | 7 | 0 | 490 | 168 | 11 | 669 | 419 | |
| ÁLAVA | 88 | 108 | 12 | 0 | 0 | 120 | 208 | 75 | 1 | 0 | 0 | 76 | 5 | 0 | 81 | 127 | |
| GUIPÚZCOA | 61 | 221 | 0 | 0 | 0 | 221 | 282 | 183 | 0 | 0 | 0 | 183 | 73 | 0 | 256 | 26 | |
| VIZCAYA | 188 | 397 | 0 | 13 | 0 | 410 | 598 | 224 | 0 | 7 | 0 | 231 | 90 | 11 | 332 | 266 | |
| LA RIOJA | 50 | 104 | 0 | 2 | 0 | 106 | 156 | 65 | 0 | 1 | 0 | 66 | 29 | 2 | 97 | 59 | |
| CEUTA | 69 | 112 | 3 | 3 | 0 | 118 | 187 | 50 | 2 | 1 | 0 | 53 | 49 | 13 | 115 | 72 | |
| MELILLA | 37 | 146 | 4 | 7 | 0 | 157 | 194 | 61 | 3 | 3 | 0 | 67 | 59 | 5 | 131 | 63 | |

| | | | | | | | | | | | | | | | | |
|---------------------|---------------|---------------|------------|------------|------------|---------------|---------------|---------------|------------|------------|-----------|---------------|--------------|--------------|---------------|---------------|
| TOTAL ESTADO | 16.596 | 25.871 | 375 | 942 | 136 | 27.324 | 43.920 | 14.212 | 303 | 481 | 90 | 15.086 | 8.294 | 2.802 | 26.182 | 17.738 |
|---------------------|---------------|---------------|------------|------------|------------|---------------|---------------|---------------|------------|------------|-----------|---------------|--------------|--------------|---------------|---------------|

PENSIONES NO CONTRIBUTIVAS DE JUBILACIÓN E INVALIDEZ

CAUSAS DE DENEGACIÓN ACUMULADAS CORRESPONDIENTES AL AÑO 2005 HASTA MAYO

| CC.AA. Y/O PROVINCIAS | EDAD | RESIDENCIA LEGAL | RECURSOS ECONÓMICOS | | GRADO MINUSVALÍA ENF. CRÓNICA | PRESTACIÓN INCOMPATIBLE | SOLICITAR SIN PASAR DOS AÑOS | SIN DESGLOSAR | TOTAL CAUSAS DE DENEGACIÓN |
|-----------------------------|-----------|---------------------|------------------------|------------|-------------------------------------|----------------------------|------------------------------------|------------------|----------------------------------|
| | | | PERSONALES | U.E.C. | | | | | |
| | | | ANDALUCÍA | 59 | | | | | |
| ALMERÍA | 2 | 9 | 16 | 62 | 59 | 0 | 0 | 56 | 204 |
| CÁDIZ | 1 | 10 | 85 | 70 | 37 | 7 | 0 | 58 | 268 |
| CÓRDOBA | 7 | 5 | 24 | 54 | 42 | 2 | 0 | 65 | 199 |
| GRANADA | 0 | 5 | 12 | 58 | 30 | 4 | 0 | 46 | 155 |
| HUELVA | 7 | 5 | 8 | 53 | 56 | 1 | 0 | 47 | 177 |
| JAÉN | 16 | 4 | 7 | 54 | 31 | 0 | 0 | 54 | 166 |
| MÁLAGA | 4 | 65 | 40 | 171 | 329 | 4 | 0 | 218 | 831 |
| SEVILLA | 22 | 0 | 34 | 159 | 323 | 10 | 0 | 171 | 719 |
| ARAGÓN | 2 | 7 | 17 | 93 | 29 | 3 | 0 | 91 | 242 |
| HUESCA | 1 | 0 | 2 | 16 | 2 | 1 | 0 | 17 | 39 |
| TERUEL | 1 | 0 | 0 | 4 | 4 | 0 | 0 | 3 | 12 |
| ZARAGOZA | 0 | 7 | 15 | 73 | 23 | 2 | 0 | 71 | 191 |
| ASTURIAS | 5 | 5 | 35 | 66 | 124 | 5 | 0 | 69 | 309 |
| ILLES BALEARS | 0 | 4 | 6 | 13 | 14 | 0 | 0 | 14 | 51 |
| CANARIAS | 13 | 41 | 55 | 204 | 394 | 10 | 0 | 228 | 945 |
| LAS PALMAS | 5 | 6 | 9 | 63 | 201 | 2 | 0 | 89 | 375 |
| S.C. TENERIFE | 8 | 35 | 46 | 141 | 193 | 8 | 0 | 139 | 570 |
| CANTABRIA | 3 | 1 | 13 | 35 | 27 | 0 | 0 | 38 | 117 |
| CASTILLA Y LEÓN | 9 | 10 | 31 | 110 | 49 | 7 | 0 | 109 | 325 |
| ÁVILA | 0 | 0 | 2 | 6 | 3 | 1 | 0 | 7 | 19 |
| BURGOS | 2 | 1 | 11 | 12 | 3 | 1 | 0 | 11 | 41 |
| LEÓN | 0 | 1 | 5 | 24 | 19 | 3 | 0 | 20 | 72 |
| PALENCIA | 0 | 0 | 0 | 11 | 0 | 0 | 0 | 7 | 18 |
| SALAMANCA | 1 | 6 | 2 | 24 | 14 | 0 | 0 | 30 | 77 |
| SEGOVIA | 0 | 2 | 0 | 8 | 2 | 0 | 0 | 9 | 21 |
| SORIA | 0 | 0 | 0 | 1 | 0 | 0 | 0 | 1 | 2 |
| VALLADOLID | 2 | 0 | 6 | 13 | 1 | 1 | 0 | 14 | 37 |
| ZAMORA | 4 | 0 | 5 | 11 | 7 | 1 | 0 | 10 | 38 |
| CASTILLA-LA MANCHA | 13 | 6 | 43 | 203 | 94 | 12 | 0 | 193 | 564 |
| ALBACETE | 0 | 2 | 20 | 53 | 42 | 0 | 0 | 38 | 155 |
| CIUDAD REAL | 8 | 1 | 8 | 60 | 23 | 7 | 0 | 63 | 170 |
| CUENCA | 3 | 0 | 9 | 32 | 10 | 2 | 0 | 35 | 91 |
| GUADALAJARA | 0 | 3 | 1 | 8 | 4 | 1 | 0 | 10 | 27 |
| TOLEDO | 2 | 0 | 5 | 50 | 15 | 2 | 0 | 47 | 121 |

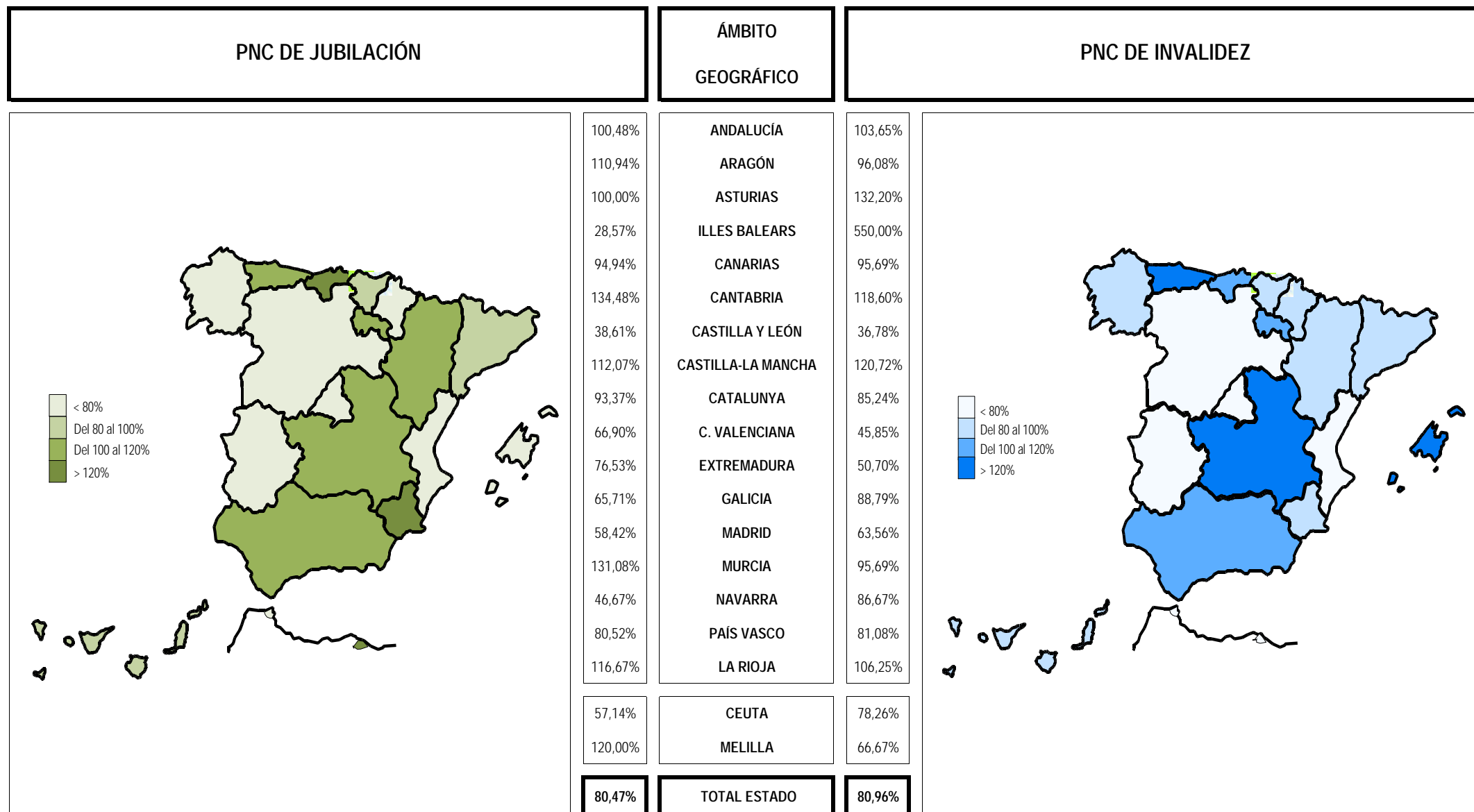
(Continúa al dorso)

| CC.AA. Y/O PROVINCIAS | EDAD | RESIDENCIA LEGAL | RECURSOS ECONÓMICOS | | GRADO MINUSVALÍA ENF. CRÓNICA | PRESTACIÓN INCOMPATIBLE | SOLICITAR SIN PASAR DOS AÑOS | SIN DESGLASAR | TOTAL CAUSAS DE DENEGACIÓN |
|-----------------------------|------|---------------------|------------------------|--------|-------------------------------------|----------------------------|------------------------------------|------------------|----------------------------------|
| | | | PERSONALES | U.E.C. | | | | | |
| | | | CATALUNYA | 7 | | | | | |
| BARCELONA | 5 | 62 | 147 | 463 | 260 | 81 | 0 | 434 | 1.452 |
| GIRONA | 0 | 5 | 11 | 25 | 14 | 6 | 0 | 21 | 82 |
| LLEIDA | 0 | 3 | 5 | 28 | 11 | 5 | 0 | 25 | 77 |
| TARRAGONA | 2 | 7 | 18 | 88 | 28 | 7 | 0 | 88 | 238 |
| COMUNIDAD VALENCIANA | 7 | 14 | 178 | 560 | 253 | 66 | 0 | 591 | 1.669 |
| ALICANTE | 4 | 5 | 35 | 150 | 80 | 66 | 0 | 133 | 473 |
| CASTELLÓN | 3 | 0 | 5 | 49 | 22 | 0 | 0 | 38 | 117 |
| VALENCIA | 0 | 9 | 138 | 361 | 151 | 0 | 0 | 420 | 1.079 |
| EXTREMADURA | 15 | 4 | 20 | 77 | 12 | 1 | 0 | 94 | 223 |
| BADAJOS | 8 | 4 | 9 | 37 | 6 | 0 | 0 | 46 | 110 |
| CÁCERES | 7 | 0 | 11 | 40 | 6 | 1 | 0 | 48 | 113 |
| GALICIA | 19 | 62 | 62 | 285 | 332 | 7 | 0 | 302 | 1.069 |
| A CORUÑA | 1 | 29 | 24 | 116 | 120 | 1 | 0 | 123 | 414 |
| LUGO | 6 | 1 | 3 | 14 | 15 | 1 | 0 | 16 | 56 |
| OURENSE | 3 | 5 | 4 | 27 | 58 | 1 | 0 | 31 | 129 |
| PONTEVEDRA | 9 | 27 | 31 | 128 | 139 | 4 | 0 | 132 | 470 |
| MADRID | 16 | 39 | 68 | 253 | 65 | 0 | 0 | 254 | 695 |
| MURCIA | 6 | 25 | 36 | 148 | 97 | 4 | 0 | 116 | 432 |
| NAVARRA | 0 | 0 | 8 | 46 | 7 | 2 | 0 | 51 | 114 |
| PAÍS VASCO | 0 | 2 | 86 | 52 | 26 | 1 | 0 | 71 | 238 |
| ÁLAVA | 0 | 0 | 2 | 3 | 0 | 0 | 0 | 3 | 8 |
| GUIPÚZCOA | 0 | 2 | 69 | 0 | 0 | 1 | 0 | 30 | 102 |
| VIZCAYA | 0 | 0 | 15 | 49 | 26 | 0 | 0 | 38 | 128 |
| LA RIOJA | 3 | 7 | 2 | 13 | 4 | 0 | 0 | 13 | 42 |
| CEUTA | 1 | 4 | 3 | 9 | 31 | 1 | 0 | 5 | 54 |
| MELILLA | 0 | 10 | 5 | 6 | 37 | 1 | 0 | 9 | 68 |
| TOTAL ESTADO | 178 | 421 | 1.075 | 3.458 | 2.815 | 247 | 0 | 3.531 | 11.725 |

1e PNC DE JUBILACIÓN E INVALIDEZ: COEFICIENTES DE LA GESTIÓN MENSUAL

PENSIONES NO CONTRIBUTIVAS DE LA SEGURIDAD SOCIAL DE JUBILACIÓN E INVALIDEZ

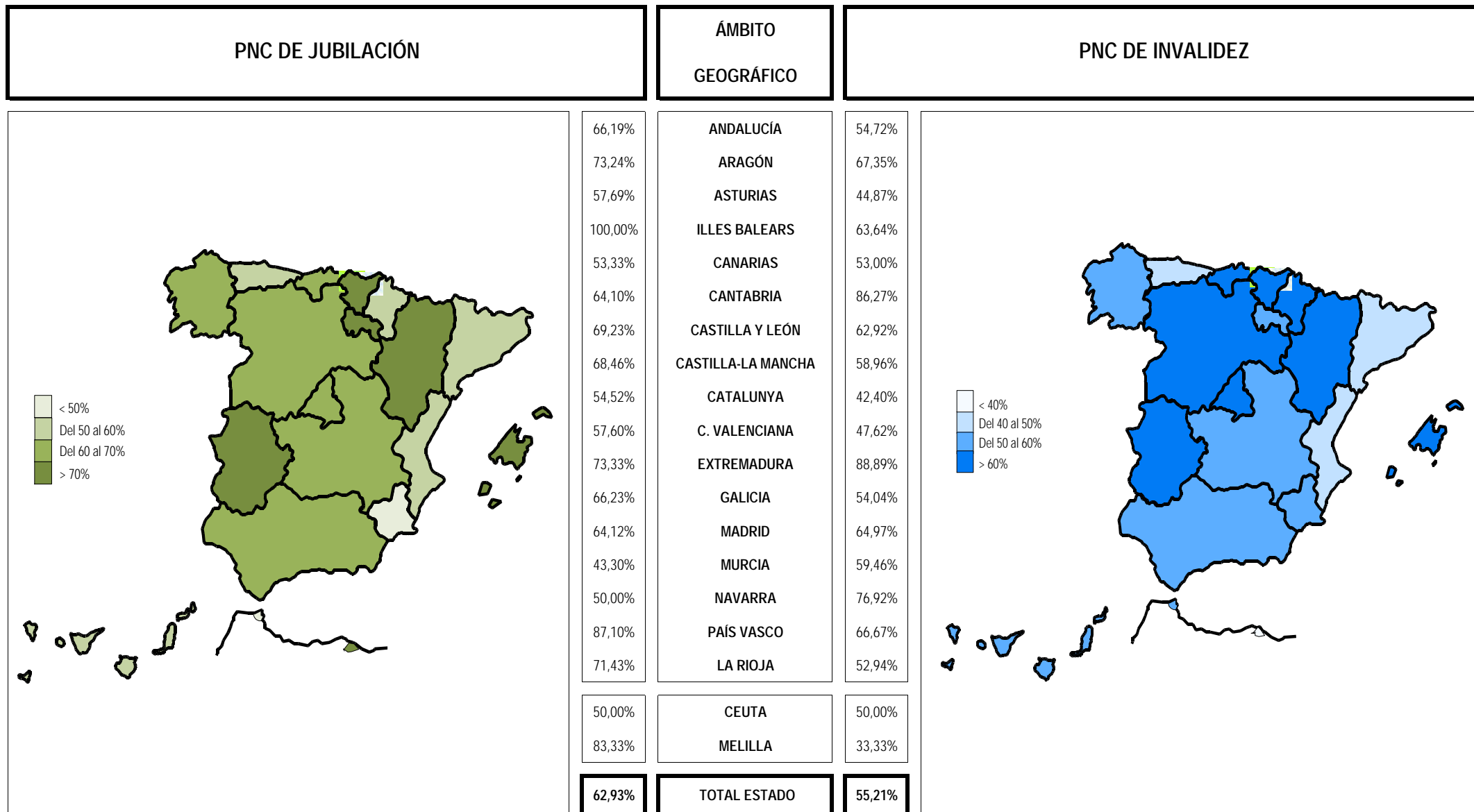
DISTRIBUCIÓN TERRITORIAL DEL COEFICIENTE DE COBERTURA. SITUACIÓN EN MAYO DE 2005



Coefficiente de cobertura: Determina la relación existente entre el volumen de expedientes resueltos e iniciados durante el mes.

PENSIONES NO CONTRIBUTIVAS DE LA SEGURIDAD SOCIAL DE JUBILACIÓN E INVALIDEZ

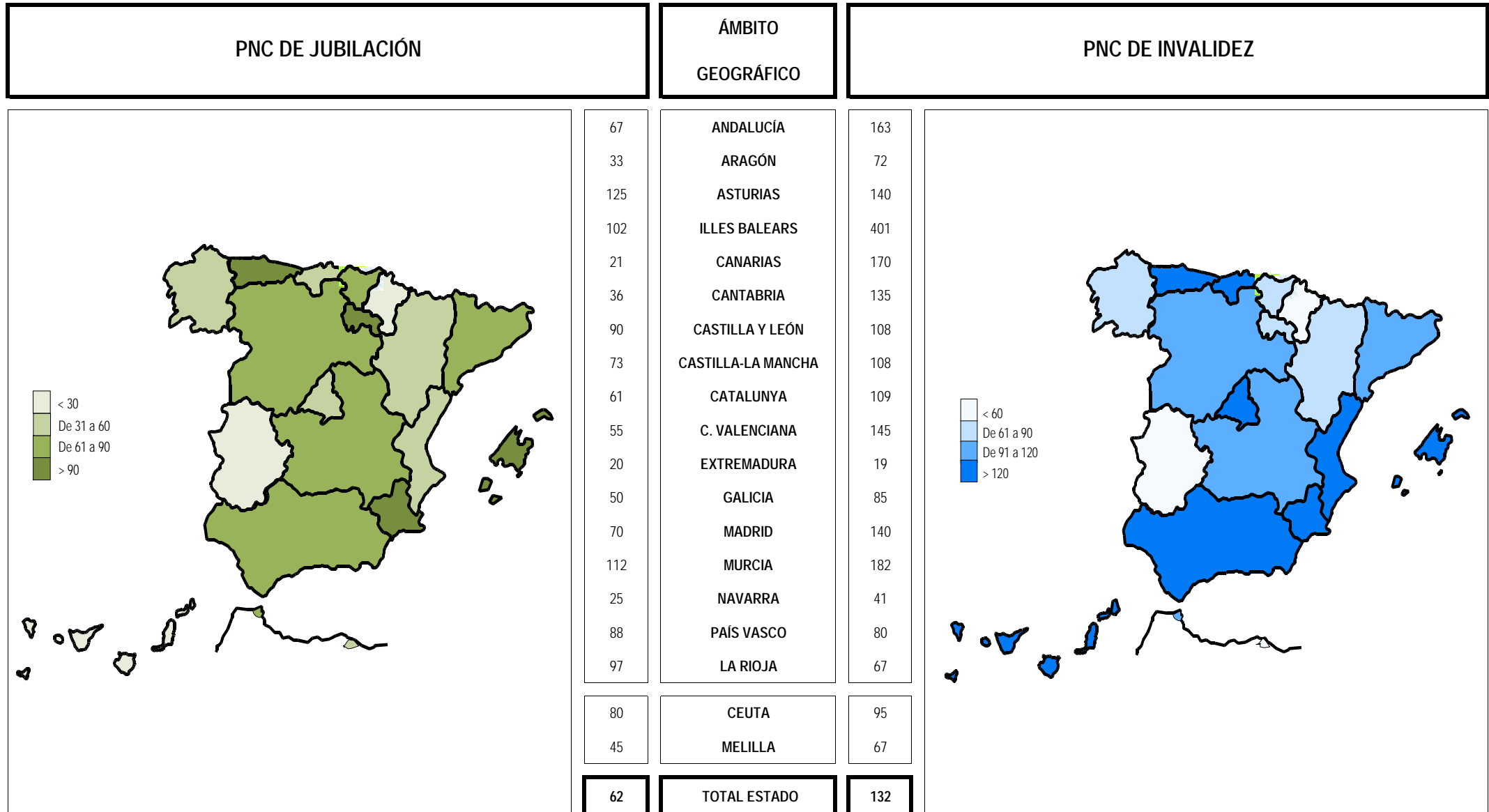
DISTRIBUCIÓN TERRITORIAL DEL COEFICIENTE DE RECONOCIMIENTO. SITUACIÓN EN MAYO DE 2005



Coefficiente de reconocimiento del derecho a PNC: Establecido a partir del cociente entre los expedientes aprobados y los resueltos en el mes.

PENSIONES NO CONTRIBUTIVAS DE LA SEGURIDAD SOCIAL DE JUBILACIÓN E INVALIDEZ

DISTRIBUCIÓN TERRITORIAL DEL COEFICIENTE DE GESTIÓN EN DÍAS. SITUACIÓN EN MAYO DE 2005



Coefficiente de gestión: Coeficiente expresado en días; su valor indica a cuántos días de entrada media de expedientes equivale el número de los que se encuentran en gestión al finalizar el mes.

1f RECLAMACIONES PREVIAS: DATOS DE LA GESTIÓN MENSUAL Y ANUAL

PENSIONES NO CONTRIBUTIVAS DE LA SEGURIDAD SOCIAL : JUBILACIÓN E INVALIDEZ
RECLAMACIÓN PREVIA A LA VÍA JURISDICCIONAL SOCIAL: DATOS DEL MES DE MAYO DE 2005

| CC.AA. Y/O PROVINCIAS | JUBILACIÓN | | | | | | INVALIDEZ | | | | | | TOTAL: JUBILACIÓN MÁS INVALIDEZ | | | | | |
|-----------------------------|------------|---------|-----------|---------|-------|---------|-----------|---------|-----------|---------|-------|---------|---------------------------------|---------|-----------|---------|-------|---------|
| | PENDTE. | RECLAM. | RESUELTAS | | | RECLAM. | PENDTE. | RECLAM. | RESUELTAS | | | RECLAM. | PENDTE. | RECLAM. | RESUELTAS | | | RECLAM. |
| | ANT. | PRSEN. | ESTIM. | DESEST. | TOTAL | PENDTE. | ANT. | PRSEN. | ESTIM. | DESEST. | TOTAL | PENDTE. | ANT. | PRSEN. | ESTIM. | DESEST. | TOTAL | PENDTE. |
| ANDALUCÍA | 26 | 43 | 19 | 22 | 41 | 28 | 178 | 145 | 31 | 103 | 134 | 189 | 204 | 188 | 50 | 125 | 175 | 217 |
| ALMERÍA | 2 | 6 | 4 | 2 | 6 | 2 | 9 | 17 | 10 | 6 | 16 | 10 | 11 | 23 | 14 | 8 | 22 | 12 |
| CÁDIZ | 2 | 0 | 0 | 0 | 0 | 2 | 3 | 16 | 2 | 3 | 5 | 14 | 5 | 16 | 2 | 3 | 5 | 16 |
| CÓRDOBA | 0 | 3 | 2 | 0 | 2 | 1 | 4 | 2 | 0 | 3 | 3 | 3 | 4 | 5 | 2 | 3 | 5 | 4 |
| GRANADA | 2 | 6 | 2 | 1 | 3 | 5 | 23 | 7 | 2 | 2 | 4 | 26 | 25 | 13 | 4 | 3 | 7 | 31 |
| HUELVA | 4 | 1 | 1 | 0 | 1 | 4 | 1 | 4 | 2 | 1 | 3 | 2 | 5 | 5 | 3 | 1 | 4 | 6 |
| JAÉN | 1 | 4 | 2 | 0 | 2 | 3 | 11 | 8 | 3 | 0 | 3 | 16 | 12 | 12 | 5 | 0 | 5 | 19 |
| MÁLAGA | 8 | 12 | 6 | 13 | 19 | 1 | 0 | 48 | 2 | 46 | 48 | 0 | 8 | 60 | 8 | 59 | 67 | 1 |
| SEVILLA | 7 | 11 | 2 | 6 | 8 | 10 | 127 | 43 | 10 | 42 | 52 | 118 | 134 | 54 | 12 | 48 | 60 | 128 |
| ARAGÓN | 1 | 11 | 6 | 5 | 11 | 1 | 1 | 9 | 4 | 3 | 7 | 3 | 2 | 20 | 10 | 8 | 18 | 4 |
| HUESCA | 1 | 5 | 2 | 3 | 5 | 1 | 0 | 2 | 0 | 0 | 0 | 2 | 1 | 7 | 2 | 3 | 5 | 3 |
| TERUEL | 0 | 0 | 0 | 0 | 0 | 0 | 0 | 0 | 0 | 0 | 0 | 0 | 0 | 0 | 0 | 0 | 0 | 0 |
| ZARAGOZA | 0 | 6 | 4 | 2 | 6 | 0 | 1 | 7 | 4 | 3 | 7 | 1 | 1 | 13 | 8 | 5 | 13 | 1 |
| ASTURIAS | 47 | 3 | 0 | 2 | 2 | 48 | 87 | 8 | 1 | 6 | 7 | 88 | 134 | 11 | 1 | 8 | 9 | 136 |
| ILLES BALEARS | 3 | 0 | 1 | 0 | 1 | 2 | 13 | 1 | 1 | 0 | 1 | 13 | 16 | 1 | 2 | 0 | 2 | 15 |
| CANARIAS | 29 | 6 | 6 | 4 | 10 | 25 | 158 | 15 | 7 | 0 | 7 | 166 | 187 | 21 | 13 | 4 | 17 | 191 |
| LAS PALMAS | 6 | 4 | 3 | 1 | 4 | 6 | 107 | 7 | 0 | 0 | 0 | 114 | 113 | 11 | 3 | 1 | 4 | 120 |
| S.C. TENERIFE | 23 | 2 | 3 | 3 | 6 | 19 | 51 | 8 | 7 | 0 | 7 | 52 | 74 | 10 | 10 | 3 | 13 | 71 |
| CANTABRIA | 7 | 0 | 0 | 0 | 0 | 7 | 6 | 0 | 0 | 0 | 0 | 6 | 13 | 0 | 0 | 0 | 0 | 13 |
| CASTILLA Y LEÓN | 19 | 9 | 5 | 4 | 9 | 19 | 39 | 8 | 2 | 10 | 12 | 35 | 58 | 17 | 7 | 14 | 21 | 54 |
| ÁVILA | 0 | 0 | 0 | 0 | 0 | 0 | 0 | 0 | 0 | 0 | 0 | 0 | 0 | 0 | 0 | 0 | 0 | 0 |
| BURGOS | 11 | 0 | 0 | 0 | 0 | 11 | 10 | 3 | 0 | 0 | 0 | 13 | 21 | 3 | 0 | 0 | 0 | 24 |
| LEÓN | 3 | 6 | 3 | 2 | 5 | 4 | 17 | 2 | 1 | 6 | 7 | 12 | 20 | 8 | 4 | 8 | 12 | 16 |
| PALENCIA | 2 | 3 | 2 | 1 | 3 | 2 | 0 | 0 | 0 | 0 | 0 | 0 | 2 | 3 | 2 | 1 | 3 | 2 |
| SALAMANCA | 0 | 0 | 0 | 0 | 0 | 0 | 0 | 0 | 0 | 0 | 0 | 0 | 0 | 0 | 0 | 0 | 0 | 0 |
| SEGOVIA | 0 | 0 | 0 | 0 | 0 | 0 | 0 | 0 | 0 | 0 | 0 | 0 | 0 | 0 | 0 | 0 | 0 | 0 |
| SORIA | 0 | 0 | 0 | 0 | 0 | 0 | 0 | 0 | 0 | 0 | 0 | 0 | 0 | 0 | 0 | 0 | 0 | 0 |
| VALLADOLID | 3 | 0 | 0 | 1 | 1 | 2 | 12 | 1 | 0 | 3 | 3 | 10 | 15 | 1 | 0 | 4 | 4 | 12 |
| ZAMORA | 0 | 0 | 0 | 0 | 0 | 0 | 0 | 2 | 1 | 1 | 2 | 0 | 0 | 2 | 1 | 1 | 2 | 0 |
| CASTILLA-LA MANCHA | 9 | 8 | 4 | 6 | 10 | 7 | 39 | 28 | 8 | 16 | 24 | 43 | 48 | 36 | 12 | 22 | 34 | 50 |
| ALBACETE | 3 | 5 | 4 | 3 | 7 | 1 | 8 | 18 | 5 | 10 | 15 | 11 | 11 | 23 | 9 | 13 | 22 | 12 |
| CIUDAD REAL | 2 | 2 | 0 | 2 | 2 | 2 | 7 | 5 | 0 | 5 | 5 | 7 | 9 | 7 | 0 | 7 | 7 | 9 |
| CUENCA | 0 | 0 | 0 | 0 | 0 | 0 | 1 | 3 | 0 | 0 | 0 | 4 | 1 | 3 | 0 | 0 | 0 | 4 |
| GUADALAJARA | 0 | 0 | 0 | 0 | 0 | 0 | 1 | 1 | 1 | 0 | 1 | 1 | 1 | 1 | 1 | 0 | 1 | 1 |
| TOLEDO | 4 | 1 | 0 | 1 | 1 | 4 | 22 | 1 | 2 | 1 | 3 | 20 | 26 | 2 | 2 | 2 | 4 | 24 |

(Continúa al dorso)

| CC.AA. Y/O PROVINCIAS | JUBILACIÓN | | | | | | INVALIDEZ | | | | | | TOTAL: JUBILACIÓN MÁS INVALIDEZ | | | | | |
|-----------------------------|------------|-----------|-----------|-----------|------------|------------|------------|-----------|-----------|-----------|-----------|------------|---------------------------------|------------|-----------|------------|------------|------------|
| | PENDTE. | RECLAM. | RESUELTAS | | | RECLAM. | PENDTE. | RECLAM. | RESUELTAS | | | RECLAM. | PENDTE. | RECLAM. | RESUELTAS | | | RECLAM. |
| | ANT. | PRSEN. | ESTIM. | DESEST. | TOTAL | PENDTE. | ANT. | PRSEN. | ESTIM. | DESEST. | TOTAL | PENDTE. | ANT. | PRSEN. | ESTIM. | DESEST. | TOTAL | PENDTE. |
| CATALUNYA | 101 | 31 | 25 | 16 | 41 | 91 | 236 | 79 | 36 | 32 | 68 | 247 | 337 | 110 | 61 | 48 | 109 | 338 |
| BARCELONA | 78 | 28 | 20 | 12 | 32 | 74 | 184 | 64 | 30 | 24 | 54 | 194 | 262 | 92 | 50 | 36 | 86 | 268 |
| GIRONA | 6 | 1 | 2 | 0 | 2 | 5 | 13 | 4 | 1 | 3 | 4 | 13 | 19 | 5 | 3 | 3 | 6 | 18 |
| LLEIDA | 7 | 1 | 2 | 1 | 3 | 5 | 13 | 1 | 2 | 1 | 3 | 11 | 20 | 2 | 4 | 2 | 6 | 16 |
| TARRAGONA | 10 | 1 | 1 | 3 | 4 | 7 | 26 | 10 | 3 | 4 | 7 | 29 | 36 | 11 | 4 | 7 | 11 | 36 |
| COMUNIDAD VALENCIANA | 24 | 13 | 7 | 16 | 23 | 14 | 103 | 25 | 9 | 33 | 42 | 86 | 127 | 38 | 16 | 49 | 65 | 100 |
| ALICANTE | 6 | 7 | 2 | 6 | 8 | 5 | 76 | 11 | 4 | 14 | 18 | 69 | 82 | 18 | 6 | 20 | 26 | 74 |
| CASTELLÓN | 0 | 2 | 2 | 0 | 2 | 0 | 0 | 0 | 0 | 0 | 0 | 0 | 0 | 2 | 2 | 0 | 2 | 0 |
| VALENCIA | 18 | 4 | 3 | 10 | 13 | 9 | 27 | 14 | 5 | 19 | 24 | 17 | 45 | 18 | 8 | 29 | 37 | 26 |
| EXTREMADURA | 194 | 68 | 30 | 70 | 100 | 162 | 121 | 30 | 16 | 55 | 71 | 80 | 315 | 98 | 46 | 125 | 171 | 242 |
| BADAJOS | 103 | 54 | 19 | 41 | 60 | 97 | 55 | 9 | 14 | 32 | 46 | 18 | 158 | 63 | 33 | 73 | 106 | 115 |
| CÁCERES | 91 | 14 | 11 | 29 | 40 | 65 | 66 | 21 | 2 | 23 | 25 | 62 | 157 | 35 | 13 | 52 | 65 | 127 |
| GALICIA | 161 | 42 | 25 | 36 | 61 | 142 | 469 | 38 | 16 | 42 | 58 | 449 | 630 | 80 | 41 | 78 | 119 | 591 |
| A CORUÑA | 85 | 16 | 16 | 23 | 39 | 62 | 247 | 10 | 15 | 13 | 28 | 229 | 332 | 26 | 31 | 36 | 67 | 291 |
| LUGO | 0 | 2 | 1 | 0 | 1 | 1 | 2 | 6 | 0 | 4 | 4 | 4 | 2 | 8 | 1 | 4 | 5 | 5 |
| OURENSE | 0 | 3 | 0 | 3 | 3 | 0 | 8 | 5 | 0 | 4 | 4 | 9 | 8 | 8 | 0 | 7 | 7 | 9 |
| PONTEVEDRA | 76 | 21 | 8 | 10 | 18 | 79 | 212 | 17 | 1 | 21 | 22 | 207 | 288 | 38 | 9 | 31 | 40 | 286 |
| MADRID | 14 | 33 | 13 | 12 | 25 | 22 | 32 | 7 | 2 | 4 | 6 | 33 | 46 | 40 | 15 | 16 | 31 | 55 |
| MURCIA | 14 | 7 | 3 | 4 | 7 | 14 | 122 | 19 | 14 | 27 | 41 | 100 | 136 | 26 | 17 | 31 | 48 | 114 |
| NAVARRA | 0 | 1 | 0 | 1 | 1 | 0 | 0 | 1 | 0 | 1 | 1 | 0 | 0 | 2 | 0 | 2 | 2 | 0 |
| PAÍS VASCO | 41 | 6 | 1 | 3 | 4 | 43 | 42 | 8 | 2 | 4 | 6 | 44 | 83 | 14 | 3 | 7 | 10 | 87 |
| ÁLAVA (1) | 0 | 0 | 0 | 0 | 0 | 0 | 0 | 0 | 0 | 0 | 0 | 0 | 0 | 0 | 0 | 0 | 0 | 0 |
| GUIPÚZCOA (1) | 0 | 0 | 0 | 0 | 0 | 0 | 0 | 0 | 0 | 0 | 0 | 0 | 0 | 0 | 0 | 0 | 0 | 0 |
| VIZCAYA | 41 | 6 | 1 | 3 | 4 | 43 | 42 | 8 | 2 | 4 | 6 | 44 | 83 | 14 | 3 | 7 | 10 | 87 |
| LA RIOJA | 4 | 1 | 0 | 1 | 1 | 4 | 2 | 4 | 0 | 1 | 1 | 5 | 6 | 5 | 0 | 2 | 2 | 9 |
| CEUTA | 0 | 0 | 0 | 0 | 0 | 0 | 3 | 1 | 0 | 0 | 0 | 4 | 3 | 1 | 0 | 0 | 0 | 4 |
| MELILLA | 0 | 1 | 1 | 0 | 1 | 0 | 3 | 5 | 2 | 3 | 5 | 3 | 3 | 6 | 3 | 3 | 6 | 3 |

| | | | | | | | | | | | | | | | | | | |
|---------------------|------------|------------|------------|------------|------------|------------|--------------|------------|------------|------------|------------|--------------|--------------|------------|------------|------------|------------|--------------|
| TOTAL ESTADO | 694 | 283 | 146 | 202 | 348 | 629 | 1.654 | 431 | 151 | 340 | 491 | 1.594 | 2.348 | 714 | 297 | 542 | 839 | 2.223 |
|---------------------|------------|------------|------------|------------|------------|------------|--------------|------------|------------|------------|------------|--------------|--------------|------------|------------|------------|------------|--------------|

(1) Datos no facilitados.

PENSIONES NO CONTRIBUTIVAS DE LA SEGURIDAD SOCIAL : JUBILACIÓN E INVALIDEZ
RECLAMACIÓN PREVIA A LA VÍA JURISDICCIONAL SOCIAL: DATOS ACUMULADOS DEL AÑO 2005 HASTA MAYO

| CC.AA. Y/O PROVINCIAS | JUBILACIÓN | | | | | | INVALIDEZ | | | | | | TOTAL: JUBILACIÓN MÁS INVALIDEZ | | | | | |
|-----------------------------|-----------------|-------------------|------------|------------|------------|--------------------|-----------------|-------------------|------------|------------|------------|--------------------|---------------------------------|-------------------|------------|------------|--------------|--------------------|
| | PENDTE. ANT. | RECLAM. PRSEN. | RESUELTAS | | | RECLAM. PENDTE. | PENDTE. ANT. | RECLAM. PRSEN. | RESUELTAS | | | RECLAM. PENDTE. | PENDTE. ANT. | RECLAM. PRSEN. | RESUELTAS | | | RECLAM. PENDTE. |
| | | | ESTIM. | DESEST. | TOTAL | | | | ESTIM. | DESEST. | TOTAL | | | | ESTIM. | DESEST. | TOTAL | |
| ANDALUCÍA | 43 | 316 | 163 | 168 | 331 | 28 | 169 | 757 | 230 | 507 | 737 | 189 | 212 | 1.073 | 393 | 675 | 1.068 | 217 |
| ALMERÍA | 1 | 32 | 26 | 5 | 31 | 2 | 1 | 78 | 52 | 17 | 69 | 10 | 2 | 110 | 78 | 22 | 100 | 12 |
| CÁDIZ | 1 | 15 | 9 | 5 | 14 | 2 | 0 | 26 | 5 | 7 | 12 | 14 | 1 | 41 | 14 | 12 | 26 | 16 |
| CÓRDOBA | 0 | 18 | 10 | 7 | 17 | 1 | 0 | 21 | 8 | 10 | 18 | 3 | 0 | 39 | 18 | 17 | 35 | 4 |
| GRANADA | 11 | 37 | 25 | 18 | 43 | 5 | 33 | 45 | 25 | 27 | 52 | 26 | 44 | 82 | 50 | 45 | 95 | 31 |
| HUELVA | 3 | 11 | 10 | 0 | 10 | 4 | 6 | 17 | 9 | 12 | 21 | 2 | 9 | 28 | 19 | 12 | 31 | 6 |
| JAÉN | 14 | 21 | 19 | 13 | 32 | 3 | 12 | 28 | 14 | 10 | 24 | 16 | 26 | 49 | 33 | 23 | 56 | 19 |
| MÁLAGA | 0 | 147 | 43 | 103 | 146 | 1 | 0 | 394 | 83 | 311 | 394 | 0 | 0 | 541 | 126 | 414 | 540 | 1 |
| SEVILLA | 13 | 35 | 21 | 17 | 38 | 10 | 117 | 148 | 34 | 113 | 147 | 118 | 130 | 183 | 55 | 130 | 185 | 128 |
| ARAGÓN | 0 | 23 | 13 | 9 | 22 | 1 | 0 | 24 | 6 | 15 | 21 | 3 | 0 | 47 | 19 | 24 | 43 | 4 |
| HUESCA | 0 | 8 | 3 | 4 | 7 | 1 | 0 | 2 | 0 | 0 | 0 | 2 | 0 | 10 | 3 | 4 | 7 | 3 |
| TERUEL | 0 | 0 | 0 | 0 | 0 | 0 | 0 | 0 | 0 | 0 | 0 | 0 | 0 | 0 | 0 | 0 | 0 | 0 |
| ZARAGOZA | 0 | 15 | 10 | 5 | 15 | 0 | 0 | 22 | 6 | 15 | 21 | 1 | 0 | 37 | 16 | 20 | 36 | 1 |
| ASTURIAS | 52 | 23 | 2 | 25 | 27 | 48 | 83 | 59 | 6 | 48 | 54 | 88 | 135 | 82 | 8 | 73 | 81 | 136 |
| ILLES BALEARS | 4 | 0 | 2 | 0 | 2 | 2 | 14 | 3 | 3 | 1 | 4 | 13 | 18 | 3 | 5 | 1 | 6 | 15 |
| CANARIAS | 30 | 30 | 19 | 16 | 35 | 25 | 189 | 78 | 43 | 58 | 101 | 166 | 219 | 108 | 62 | 74 | 136 | 191 |
| LAS PALMAS | 10 | 12 | 12 | 4 | 16 | 6 | 134 | 51 | 27 | 44 | 71 | 114 | 144 | 63 | 39 | 48 | 87 | 120 |
| S.C. TENERIFE | 20 | 18 | 7 | 12 | 19 | 19 | 55 | 27 | 16 | 14 | 30 | 52 | 75 | 45 | 23 | 26 | 49 | 71 |
| CANTABRIA | 7 | 2 | 0 | 2 | 2 | 7 | 13 | 1 | 0 | 8 | 8 | 6 | 20 | 3 | 0 | 10 | 10 | 13 |
| CASTILLA Y LEÓN | 31 | 47 | 17 | 42 | 59 | 19 | 55 | 57 | 21 | 56 | 77 | 35 | 86 | 104 | 38 | 98 | 136 | 54 |
| ÁVILA | 0 | 2 | 2 | 0 | 2 | 0 | 0 | 2 | 2 | 0 | 2 | 0 | 0 | 4 | 4 | 0 | 4 | 0 |
| BURGOS | 5 | 9 | 3 | 0 | 3 | 11 | 6 | 13 | 4 | 2 | 6 | 13 | 11 | 22 | 7 | 2 | 9 | 24 |
| LEÓN | 25 | 9 | 8 | 22 | 30 | 4 | 45 | 7 | 5 | 35 | 40 | 12 | 70 | 16 | 13 | 57 | 70 | 16 |
| PALENCIA | 0 | 6 | 2 | 2 | 4 | 2 | 0 | 1 | 1 | 0 | 1 | 0 | 0 | 7 | 3 | 2 | 5 | 2 |
| SALAMANCA | 0 | 3 | 2 | 1 | 3 | 0 | 0 | 5 | 1 | 4 | 5 | 0 | 0 | 8 | 3 | 5 | 8 | 0 |
| SEGOVIA | 0 | 2 | 0 | 2 | 2 | 0 | 0 | 3 | 0 | 3 | 3 | 0 | 0 | 5 | 0 | 5 | 5 | 0 |
| SORIA | 0 | 0 | 0 | 0 | 0 | 0 | 0 | 2 | 0 | 2 | 2 | 0 | 0 | 2 | 0 | 2 | 2 | 0 |
| VALLADOLID | 1 | 13 | 0 | 12 | 12 | 2 | 4 | 15 | 0 | 9 | 9 | 10 | 5 | 28 | 0 | 21 | 21 | 12 |
| ZAMORA | 0 | 3 | 0 | 3 | 3 | 0 | 0 | 9 | 8 | 1 | 9 | 0 | 0 | 12 | 8 | 4 | 12 | 0 |
| CASTILLA-LA MANCHA | 18 | 40 | 21 | 30 | 51 | 7 | 38 | 93 | 31 | 57 | 88 | 43 | 56 | 133 | 52 | 87 | 139 | 50 |
| ALBACETE | 3 | 9 | 4 | 7 | 11 | 1 | 6 | 41 | 15 | 21 | 36 | 11 | 9 | 50 | 19 | 28 | 47 | 12 |
| CIUDAD REAL | 4 | 19 | 7 | 14 | 21 | 2 | 4 | 19 | 2 | 14 | 16 | 7 | 8 | 38 | 9 | 28 | 37 | 9 |
| CUENCA | 5 | 2 | 4 | 3 | 7 | 0 | 8 | 4 | 2 | 6 | 8 | 4 | 13 | 6 | 6 | 9 | 15 | 4 |
| GUADALAJARA | 0 | 1 | 1 | 0 | 1 | 0 | 1 | 5 | 3 | 2 | 5 | 1 | 1 | 6 | 4 | 2 | 6 | 1 |
| TOLEDO | 6 | 9 | 5 | 6 | 11 | 4 | 19 | 24 | 9 | 14 | 23 | 20 | 25 | 33 | 14 | 20 | 34 | 24 |

(Continúa al dorso)

| CC.AA. Y/O PROVINCIAS | JUBILACIÓN | | | | | | INVALIDEZ | | | | | | TOTAL: JUBILACIÓN MÁS INVALIDEZ | | | | | |
|-----------------------------|-----------------|-------------------|------------|------------|------------|--------------------|-----------------|-------------------|------------|------------|------------|--------------------|---------------------------------|-------------------|------------|------------|------------|--------------------|
| | PENDTE. ANT. | RECLAM. PRSEN. | RESUELTAS | | | RECLAM. PENDTE. | PENDTE. ANT. | RECLAM. PRSEN. | RESUELTAS | | | RECLAM. PENDTE. | PENDTE. ANT. | RECLAM. PRSEN. | RESUELTAS | | | RECLAM. PENDTE. |
| | | | ESTIM. | DESEST. | TOTAL | | | | ESTIM. | DESEST. | TOTAL | | | | ESTIM. | DESEST. | TOTAL | |
| CATALUNYA | 154 | 206 | 181 | 88 | 269 | 91 | 457 | 377 | 334 | 253 | 587 | 247 | 611 | 583 | 515 | 341 | 856 | 338 |
| BARCELONA | 119 | 168 | 146 | 67 | 213 | 74 | 348 | 302 | 250 | 206 | 456 | 194 | 467 | 470 | 396 | 273 | 669 | 268 |
| GIRONA | 14 | 8 | 12 | 5 | 17 | 5 | 20 | 20 | 17 | 10 | 27 | 13 | 34 | 28 | 29 | 15 | 44 | 18 |
| LLEIDA | 6 | 12 | 8 | 5 | 13 | 5 | 15 | 16 | 15 | 5 | 20 | 11 | 21 | 28 | 23 | 10 | 33 | 16 |
| TARRAGONA | 15 | 18 | 15 | 11 | 26 | 7 | 74 | 39 | 52 | 32 | 84 | 29 | 89 | 57 | 67 | 43 | 110 | 36 |
| COMUNIDAD VALENCIANA | 16 | 124 | 26 | 100 | 126 | 14 | 84 | 203 | 33 | 168 | 201 | 86 | 100 | 327 | 59 | 268 | 327 | 100 |
| ALICANTE | 3 | 37 | 12 | 23 | 35 | 5 | 69 | 87 | 14 | 73 | 87 | 69 | 72 | 124 | 26 | 96 | 122 | 74 |
| CASTELLÓN | 0 | 8 | 3 | 5 | 8 | 0 | 0 | 6 | 3 | 3 | 6 | 0 | 0 | 14 | 6 | 8 | 14 | 0 |
| VALENCIA | 13 | 79 | 11 | 72 | 83 | 9 | 15 | 110 | 16 | 92 | 108 | 17 | 28 | 189 | 27 | 164 | 191 | 26 |
| EXTREMADURA | 311 | 325 | 154 | 320 | 474 | 162 | 239 | 177 | 80 | 256 | 336 | 80 | 550 | 502 | 234 | 576 | 810 | 242 |
| BADAJOS | 151 | 195 | 100 | 149 | 249 | 97 | 129 | 82 | 54 | 139 | 193 | 18 | 280 | 277 | 154 | 288 | 442 | 115 |
| CÁCERES | 160 | 130 | 54 | 171 | 225 | 65 | 110 | 95 | 26 | 117 | 143 | 62 | 270 | 225 | 80 | 288 | 368 | 127 |
| GALICIA | 148 | 239 | 85 | 160 | 245 | 142 | 452 | 252 | 94 | 161 | 255 | 449 | 600 | 491 | 179 | 321 | 500 | 591 |
| A CORUÑA | 70 | 139 | 56 | 91 | 147 | 62 | 219 | 138 | 59 | 69 | 128 | 229 | 289 | 277 | 115 | 160 | 275 | 291 |
| LUGO | 2 | 10 | 1 | 10 | 11 | 1 | 3 | 21 | 4 | 16 | 20 | 4 | 5 | 31 | 5 | 26 | 31 | 5 |
| OURENSE | 0 | 7 | 0 | 7 | 7 | 0 | 4 | 21 | 2 | 14 | 16 | 9 | 4 | 28 | 2 | 21 | 23 | 9 |
| PONTEVEDRA | 76 | 83 | 28 | 52 | 80 | 79 | 226 | 72 | 29 | 62 | 91 | 207 | 302 | 155 | 57 | 114 | 171 | 286 |
| MADRID | 31 | 127 | 69 | 67 | 136 | 22 | 34 | 114 | 47 | 68 | 115 | 33 | 65 | 241 | 116 | 135 | 251 | 55 |
| MURCIA | 25 | 26 | 12 | 25 | 37 | 14 | 149 | 91 | 52 | 88 | 140 | 100 | 174 | 117 | 64 | 113 | 177 | 114 |
| NAVARRA | 0 | 2 | 0 | 2 | 2 | 0 | 0 | 3 | 1 | 2 | 3 | 0 | 0 | 5 | 1 | 4 | 5 | 0 |
| PAÍS VASCO | 24 | 25 | 1 | 5 | 6 | 43 | 54 | 21 | 4 | 27 | 31 | 44 | 78 | 46 | 5 | 32 | 37 | 87 |
| ÁLAVA (1) | 0 | 0 | 0 | 0 | 0 | 0 | 0 | 0 | 0 | 0 | 0 | 0 | 0 | 0 | 0 | 0 | 0 | 0 |
| GUIPÚZCOA (1) | 0 | 0 | 0 | 0 | 0 | 0 | 0 | 0 | 0 | 0 | 0 | 0 | 0 | 0 | 0 | 0 | 0 | 0 |
| VIZCAYA | 24 | 25 | 1 | 5 | 6 | 43 | 54 | 21 | 4 | 27 | 31 | 44 | 78 | 46 | 5 | 32 | 37 | 87 |
| LA RIOJA | 2 | 3 | 0 | 1 | 1 | 4 | 2 | 8 | 0 | 5 | 5 | 5 | 4 | 11 | 0 | 6 | 6 | 9 |
| CEUTA | 0 | 1 | 0 | 1 | 1 | 0 | 7 | 10 | 5 | 8 | 13 | 4 | 7 | 11 | 5 | 9 | 14 | 4 |
| MELILLA | 0 | 2 | 1 | 1 | 2 | 0 | 7 | 14 | 4 | 14 | 18 | 3 | 7 | 16 | 5 | 15 | 20 | 3 |

| | | | | | | | | | | | | | | | | | | |
|---------------------|------------|--------------|------------|--------------|--------------|------------|--------------|--------------|------------|--------------|--------------|--------------|--------------|--------------|--------------|--------------|--------------|--------------|
| TOTAL ESTADO | 896 | 1.561 | 766 | 1.062 | 1.828 | 629 | 2.046 | 2.342 | 994 | 1.800 | 2.794 | 1.594 | 2.942 | 3.903 | 1.760 | 2.862 | 4.622 | 2.223 |
|---------------------|------------|--------------|------------|--------------|--------------|------------|--------------|--------------|------------|--------------|--------------|--------------|--------------|--------------|--------------|--------------|--------------|--------------|

(1) Datos no facilitados.

1g REVISIONES DE OFICIO E INSTANCIA DE PARTE: DATOS DE LA GESTIÓN MENSUAL Y ANUAL

PENSIÓN NO CONTRIBUTIVA DE JUBILACIÓN REVISIONES DE OFICIO E INSTANCIA DE PARTE DATOS DE GESTIÓN CORRESPONDIENTES AL MES DE MAYO DE 2005

| CC.AA. Y/O PROVINCIAS | ENTRADA REVISIONES | REVISIONES EFECTUADAS | | | | | CAUSAS DE EXTINCIÓN DEL DERECHO | | | | | |
|-----------------------------|-----------------------|-----------------------|-----------------------|--------------------|----------------------|------------|---------------------------------|------------|-----------|---------------|-----------|------------|
| | | Sin Modif. Cuantía | Con Modif. Cuantía | Suspensión Pago | Extinción Derecho | TOTAL | Residencia | Personal | U.E.C. | Fallecimiento | Otras | TOTAL |
| ANDALUCÍA | 490 | 89 | 120 | 1 | 451 | 661 | 0 | 185 | 58 | 175 | 33 | 451 |
| ALMERÍA | 25 | 2 | 6 | 0 | 17 | 25 | 0 | 6 | 2 | 8 | 1 | 17 |
| CÁDIZ | 83 | 1 | 13 | 1 | 69 | 84 | 0 | 26 | 7 | 32 | 4 | 69 |
| CÓRDOBA | 54 | 3 | 35 | 0 | 47 | 85 | 0 | 27 | 15 | 0 | 5 | 47 |
| GRANADA | 50 | 0 | 27 | 0 | 40 | 67 | 0 | 4 | 15 | 18 | 3 | 40 |
| HUELVA | 45 | 0 | 1 | 0 | 43 | 44 | 0 | 9 | 4 | 21 | 9 | 43 |
| JAÉN | 62 | 0 | 1 | 0 | 61 | 62 | 0 | 37 | 5 | 13 | 6 | 61 |
| MÁLAGA | 119 | 54 | 6 | 0 | 64 | 124 | 0 | 32 | 2 | 26 | 4 | 64 |
| SEVILLA | 52 | 29 | 31 | 0 | 110 | 170 | 0 | 44 | 8 | 57 | 1 | 110 |
| ARAGÓN | 74 | 0 | 6 | 6 | 67 | 79 | 0 | 33 | 9 | 20 | 5 | 67 |
| HUESCA | 23 | 0 | 2 | 0 | 26 | 28 | 0 | 17 | 1 | 8 | 0 | 26 |
| TERUEL | 12 | 0 | 1 | 0 | 11 | 12 | 0 | 4 | 3 | 4 | 0 | 11 |
| ZARAGOZA | 39 | 0 | 3 | 6 | 30 | 39 | 0 | 12 | 5 | 8 | 5 | 30 |
| ASTURIAS | 53 | 4 | 12 | 0 | 39 | 55 | 0 | 11 | 3 | 21 | 4 | 39 |
| ILLES BALEARS | 7 | 1 | 0 | 0 | 8 | 9 | 0 | 1 | 0 | 0 | 7 | 8 |
| CANARIAS | 118 | 18 | 19 | 2 | 69 | 108 | 0 | 7 | 15 | 38 | 9 | 69 |
| LAS PALMAS | 21 | 3 | 9 | 2 | 24 | 38 | 0 | 0 | 10 | 10 | 4 | 24 |
| S.C. TENERIFE | 97 | 15 | 10 | 0 | 45 | 70 | 0 | 7 | 5 | 28 | 5 | 45 |
| CANTABRIA | 169 | 53 | 69 | 3 | 44 | 169 | 0 | 0 | 30 | 14 | 0 | 44 |
| CASTILLA Y LEÓN | 173 | 21 | 39 | 8 | 97 | 165 | 0 | 36 | 19 | 36 | 6 | 97 |
| ÁVILA | 23 | 8 | 4 | 1 | 10 | 23 | 0 | 2 | 2 | 6 | 0 | 10 |
| BURGOS | 18 | 1 | 1 | 2 | 14 | 18 | 0 | 6 | 0 | 7 | 1 | 14 |
| LEÓN | 11 | 1 | 2 | 0 | 8 | 11 | 0 | 8 | 0 | 0 | 0 | 8 |
| PALENCIA | 51 | 8 | 18 | 3 | 14 | 43 | 0 | 5 | 3 | 5 | 1 | 14 |
| SALAMANCA | 35 | 0 | 9 | 0 | 26 | 35 | 0 | 8 | 9 | 9 | 0 | 26 |
| SEGOVIA | 3 | 1 | 0 | 0 | 2 | 3 | 0 | 0 | 1 | 1 | 0 | 2 |
| SORIA | 10 | 1 | 0 | 0 | 9 | 10 | 0 | 2 | 1 | 5 | 1 | 9 |
| VALLADOLID | 11 | 1 | 2 | 0 | 8 | 11 | 0 | 3 | 1 | 1 | 3 | 8 |
| ZAMORA | 11 | 0 | 3 | 2 | 6 | 11 | 0 | 2 | 2 | 2 | 0 | 6 |
| CASTILLA-LA MANCHA | 116 | 1 | 23 | 2 | 74 | 100 | 0 | 20 | 9 | 35 | 10 | 74 |
| ALBACETE | 23 | 0 | 4 | 0 | 0 | 4 | 0 | 0 | 0 | 0 | 0 | 0 |
| CIUDAD REAL | 46 | 0 | 6 | 1 | 39 | 46 | 0 | 11 | 5 | 21 | 2 | 39 |
| CUENCA | 3 | 0 | 3 | 0 | 0 | 3 | 0 | 0 | 0 | 0 | 0 | 0 |
| GUADALAJARA | 7 | 0 | 1 | 0 | 6 | 7 | 0 | 4 | 0 | 1 | 1 | 6 |
| TOLEDO | 37 | 1 | 9 | 1 | 29 | 40 | 0 | 5 | 4 | 13 | 7 | 29 |

(Continúa al dorso)

| CC.AA. Y/O PROVINCIAS | ENTRADA REVISIONES | REVISIONES EFECTUADAS | | | | | CAUSAS DE EXTINCIÓN DEL DERECHO | | | | | |
|-----------------------------|-----------------------|-----------------------|-----------------------|--------------------|----------------------|--------------|---------------------------------|------------|------------|---------------|------------|--------------|
| | | Sin Modif. Cuantía | Con Modif. Cuantía | Suspensión Pago | Extinción Derecho | TOTAL | Residencia | Personal | U.E.C. | Fallecimiento | Otras | TOTAL |
| CATALUNYA | 194 | 10 | 30 | 7 | 90 | 137 | 0 | 63 | 16 | 0 | 11 | 90 |
| BARCELONA | 137 | 7 | 20 | 7 | 64 | 98 | 0 | 42 | 14 | 0 | 8 | 64 |
| GIRONA | 18 | 0 | 1 | 0 | 8 | 9 | 0 | 7 | 1 | 0 | 0 | 8 |
| LLEIDA | 16 | 3 | 3 | 0 | 7 | 13 | 0 | 6 | 0 | 0 | 1 | 7 |
| TARRAGONA | 23 | 0 | 6 | 0 | 11 | 17 | 0 | 8 | 1 | 0 | 2 | 11 |
| COMUNIDAD VALENCIANA | 252 | 28 | 62 | 6 | 152 | 248 | 0 | 37 | 28 | 83 | 4 | 152 |
| ALICANTE | 81 | 6 | 12 | 3 | 60 | 81 | 0 | 19 | 0 | 40 | 1 | 60 |
| CASTELLÓN | 17 | 0 | 1 | 0 | 16 | 17 | 0 | 2 | 8 | 5 | 1 | 16 |
| VALENCIA | 154 | 22 | 49 | 3 | 76 | 150 | 0 | 16 | 20 | 38 | 2 | 76 |
| EXTREMADURA | 209 | 62 | 22 | 10 | 115 | 209 | 0 | 41 | 12 | 45 | 17 | 115 |
| BADAJOS | 121 | 33 | 12 | 4 | 72 | 121 | 0 | 27 | 5 | 31 | 9 | 72 |
| CÁCERES | 88 | 29 | 10 | 6 | 43 | 88 | 0 | 14 | 7 | 14 | 8 | 43 |
| GALICIA | 343 | 16 | 90 | 18 | 219 | 343 | 6 | 42 | 33 | 118 | 20 | 219 |
| A CORUÑA | 141 | 14 | 58 | 0 | 69 | 141 | 4 | 6 | 3 | 51 | 5 | 69 |
| LUGO | 26 | 1 | 1 | 0 | 24 | 26 | 0 | 4 | 1 | 13 | 6 | 24 |
| OURENSE | 42 | 0 | 8 | 0 | 34 | 42 | 1 | 9 | 6 | 13 | 5 | 34 |
| PONTEVEDRA | 134 | 1 | 23 | 18 | 92 | 134 | 1 | 23 | 23 | 41 | 4 | 92 |
| MADRID | 343 | 23 | 112 | 1 | 207 | 343 | 0 | 42 | 52 | 94 | 19 | 207 |
| MURCIA | 69 | 0 | 24 | 1 | 44 | 69 | 0 | 10 | 12 | 15 | 7 | 44 |
| NAVARRA | 45 | 0 | 19 | 0 | 26 | 45 | 0 | 7 | 8 | 10 | 1 | 26 |
| PAÍS VASCO | 334 | 143 | 128 | 0 | 63 | 334 | 1 | 25 | 19 | 17 | 1 | 63 |
| ÁLAVA | 10 | 0 | 0 | 0 | 10 | 10 | 1 | 0 | 4 | 5 | 0 | 10 |
| GUIPÚZCOA | 11 | 0 | 0 | 0 | 11 | 11 | 0 | 7 | 0 | 4 | 0 | 11 |
| VIZCAYA | 313 | 143 | 128 | 0 | 42 | 313 | 0 | 18 | 15 | 8 | 1 | 42 |
| LA RIOJA | 12 | 0 | 1 | 0 | 11 | 12 | 0 | 6 | 0 | 5 | 0 | 11 |
| CEUTA | 20 | 4 | 11 | 0 | 5 | 20 | 0 | 0 | 0 | 5 | 0 | 5 |
| MELILLA | 8 | 0 | 4 | 1 | 3 | 8 | 0 | 0 | 0 | 2 | 1 | 3 |
| TOTAL ESTADO | 3.029 | 473 | 791 | 66 | 1.784 | 3.114 | 7 | 566 | 323 | 733 | 155 | 1.784 |

PENSIÓN NO CONTRIBUTIVA DE INVALIDEZ
REVISIONES DE OFICIO E INSTANCIA DE PARTE
DATOS DE GESTIÓN CORRESPONDIENTES AL MES DE MAYO DE 2005

| CC.AA. Y/O PROVINCIAS | ENTRADA REVISIONES | REVISIONES EFECTUADAS | | | | | | | CAUSAS DE EXTINCIÓN DEL DERECHO | | | | | | |
|-----------------------------|-----------------------|-----------------------|-----------------------|----------------|-----------|----------------------------|----------------------|------------|---------------------------------|-----------|-----------|-----------|---------------|-----------|------------|
| | | Sin Modif. Cuantía | Con Modif. Cuantía | Suspensión PNC | | Recuperación Art. 144.1 | Extinción Derecho | TOTAL | Residencia | Personal | U.E.C. | Grado | Fallecimiento | Otras | TOTAL |
| | | | | Art. 144.1 | Pago | | | | | | | | | | |
| ANDALUCÍA | 750 | 329 | 188 | 45 | 27 | 55 | 322 | 966 | 42 | 94 | 30 | 34 | 88 | 34 | 322 |
| ALMERÍA | 67 | 10 | 22 | 3 | 0 | 3 | 29 | 67 | 0 | 16 | 0 | 0 | 7 | 6 | 29 |
| CÁDIZ | 125 | 7 | 16 | 15 | 0 | 0 | 52 | 90 | 0 | 16 | 5 | 1 | 26 | 4 | 52 |
| CÓRDOBA | 101 | 5 | 30 | 0 | 4 | 20 | 30 | 89 | 0 | 17 | 8 | 1 | 0 | 4 | 30 |
| GRANADA | 71 | 6 | 19 | 4 | 1 | 0 | 37 | 67 | 0 | 5 | 11 | 0 | 14 | 7 | 37 |
| HUELVA | 60 | 1 | 12 | 0 | 15 | 9 | 19 | 56 | 0 | 4 | 4 | 1 | 7 | 3 | 19 |
| JAÉN | 46 | 0 | 9 | 0 | 3 | 2 | 32 | 46 | 0 | 16 | 0 | 4 | 10 | 2 | 32 |
| MÁLAGA | 171 | 236 | 43 | 16 | 4 | 20 | 42 | 361 | 0 | 12 | 0 | 0 | 22 | 8 | 42 |
| SEVILLA | 109 | 64 | 37 | 7 | 0 | 1 | 81 | 190 | 42 | 8 | 2 | 27 | 2 | 0 | 81 |
| ARAGÓN | 58 | 7 | 7 | 5 | 2 | 5 | 33 | 59 | 0 | 10 | 3 | 1 | 8 | 11 | 33 |
| HUESCA | 13 | 0 | 3 | 0 | 0 | 0 | 11 | 14 | 0 | 5 | 0 | 0 | 4 | 2 | 11 |
| TERUEL | 4 | 0 | 0 | 0 | 0 | 0 | 4 | 4 | 0 | 2 | 0 | 0 | 0 | 2 | 4 |
| ZARAGOZA | 41 | 7 | 4 | 5 | 2 | 5 | 18 | 41 | 0 | 3 | 3 | 1 | 4 | 7 | 18 |
| ASTURIAS | 79 | 9 | 14 | 6 | 0 | 4 | 36 | 69 | 0 | 13 | 1 | 1 | 12 | 9 | 36 |
| ILLES BALEARS | 7 | 0 | 3 | 1 | 0 | 0 | 4 | 8 | 0 | 4 | 0 | 0 | 0 | 0 | 4 |
| CANARIAS | 163 | 29 | 33 | 14 | 19 | 17 | 54 | 166 | 0 | 6 | 12 | 10 | 18 | 8 | 54 |
| LAS PALMAS | 61 | 9 | 20 | 3 | 16 | 10 | 35 | 93 | 0 | 0 | 12 | 10 | 8 | 5 | 35 |
| S.C. TENERIFE | 102 | 20 | 13 | 11 | 3 | 7 | 19 | 73 | 0 | 6 | 0 | 0 | 10 | 3 | 19 |
| CANTABRIA | 114 | 41 | 34 | 4 | 8 | 4 | 23 | 114 | 0 | 0 | 13 | 3 | 7 | 0 | 23 |
| CASTILLA Y LEÓN | 185 | 57 | 32 | 17 | 10 | 12 | 55 | 183 | 0 | 28 | 9 | 0 | 13 | 5 | 55 |
| ÁVILA | 49 | 41 | 4 | 1 | 0 | 1 | 2 | 49 | 0 | 1 | 0 | 0 | 1 | 0 | 2 |
| BURGOS | 25 | 2 | 1 | 3 | 1 | 5 | 13 | 25 | 0 | 6 | 1 | 0 | 2 | 4 | 13 |
| LEÓN | 29 | 1 | 6 | 6 | 3 | 2 | 11 | 29 | 0 | 9 | 2 | 0 | 0 | 0 | 11 |
| PALENCIA | 30 | 5 | 8 | 0 | 6 | 1 | 8 | 28 | 0 | 4 | 2 | 0 | 1 | 1 | 8 |
| SALAMANCA | 26 | 4 | 10 | 1 | 0 | 1 | 10 | 26 | 0 | 3 | 2 | 0 | 5 | 0 | 10 |
| SEGOVIA | 6 | 1 | 1 | 0 | 0 | 1 | 3 | 6 | 0 | 2 | 0 | 0 | 1 | 0 | 3 |
| SORIA | 4 | 0 | 1 | 1 | 0 | 1 | 1 | 4 | 0 | 1 | 0 | 0 | 0 | 0 | 1 |
| VALLADOLID | 12 | 3 | 1 | 4 | 0 | 0 | 4 | 12 | 0 | 1 | 0 | 0 | 3 | 0 | 4 |
| ZAMORA | 4 | 0 | 0 | 1 | 0 | 0 | 3 | 4 | 0 | 1 | 2 | 0 | 0 | 0 | 3 |
| CASTILLA-LA MANCHA | 143 | 3 | 42 | 19 | 0 | 8 | 64 | 136 | 0 | 18 | 5 | 3 | 26 | 12 | 64 |
| ALBACETE | 33 | 0 | 10 | 2 | 0 | 0 | 12 | 24 | 0 | 4 | 2 | 0 | 5 | 1 | 12 |
| CIUDAD REAL | 39 | 0 | 10 | 5 | 0 | 8 | 16 | 39 | 0 | 8 | 2 | 1 | 5 | 0 | 16 |
| CUENCA | 30 | 0 | 15 | 3 | 0 | 0 | 12 | 30 | 0 | 0 | 0 | 0 | 9 | 3 | 12 |
| GUADALAJARA | 8 | 1 | 0 | 3 | 0 | 0 | 4 | 8 | 0 | 2 | 0 | 1 | 0 | 1 | 4 |
| TOLEDO | 33 | 2 | 7 | 6 | 0 | 0 | 20 | 35 | 0 | 4 | 1 | 1 | 7 | 7 | 20 |

(Continúa al dorso)

| CC.AA. Y/O PROVINCIAS | ENTRADA REVISIONES | REVISIONES EFECTUADAS | | | | | | | CAUSAS DE EXTINCIÓN DEL DERECHO | | | | | | |
|-----------------------------|-----------------------|-----------------------|-----------------------|----------------|------------|----------------------------|----------------------|--------------|---------------------------------|------------|------------|------------|---------------|------------|--------------|
| | | Sin Modif. Cuantía | Con Modif. Cuantía | Suspensión PNC | | Recuperación Art. 144.1 | Extinción Derecho | TOTAL | Residencia | Personal | U.E.C. | Grado | Fallecimiento | Otras | TOTAL |
| | | | | Art. 144.1 | Pago | | | | | | | | | | |
| CATALUNYA | 325 | 21 | 82 | 24 | 0 | 0 | 226 | 353 | 1 | 87 | 14 | 50 | 0 | 74 | 226 |
| BARCELONA | 241 | 18 | 60 | 19 | 0 | 0 | 176 | 273 | 1 | 71 | 7 | 40 | 0 | 57 | 176 |
| GIRONA | 17 | 1 | 4 | 0 | 0 | 0 | 12 | 17 | 0 | 4 | 2 | 1 | 0 | 5 | 12 |
| LLEIDA | 21 | 1 | 5 | 1 | 0 | 0 | 13 | 20 | 0 | 4 | 1 | 5 | 0 | 3 | 13 |
| TARRAGONA | 46 | 1 | 13 | 4 | 0 | 0 | 25 | 43 | 0 | 8 | 4 | 4 | 0 | 9 | 25 |
| COMUNIDAD VALENCIANA | 314 | 52 | 74 | 34 | 6 | 35 | 113 | 314 | 0 | 24 | 22 | 5 | 46 | 16 | 113 |
| ALICANTE | 83 | 10 | 18 | 7 | 2 | 10 | 36 | 83 | 0 | 11 | 1 | 1 | 21 | 2 | 36 |
| CASTELLÓN | 43 | 1 | 8 | 7 | 2 | 8 | 17 | 43 | 0 | 6 | 5 | 2 | 0 | 4 | 17 |
| VALENCIA | 188 | 41 | 48 | 20 | 2 | 17 | 60 | 188 | 0 | 7 | 16 | 2 | 25 | 10 | 60 |
| EXTREMADURA | 176 | 32 | 40 | 16 | 22 | 6 | 60 | 176 | 0 | 9 | 6 | 1 | 26 | 18 | 60 |
| BADAJOS | 85 | 16 | 20 | 8 | 11 | 0 | 30 | 85 | 0 | 6 | 2 | 1 | 13 | 8 | 30 |
| CÁCERES | 91 | 16 | 20 | 8 | 11 | 6 | 30 | 91 | 0 | 3 | 4 | 0 | 13 | 10 | 30 |
| GALICIA | 354 | 9 | 145 | 47 | 4 | 6 | 143 | 354 | 0 | 37 | 29 | 5 | 46 | 26 | 143 |
| A CORUÑA | 145 | 6 | 82 | 18 | 4 | 4 | 31 | 145 | 0 | 6 | 2 | 2 | 17 | 4 | 31 |
| LUGO | 31 | 3 | 3 | 2 | 0 | 1 | 22 | 31 | 0 | 3 | 0 | 0 | 6 | 13 | 22 |
| OURENSE | 24 | 0 | 10 | 1 | 0 | 1 | 12 | 24 | 0 | 4 | 0 | 0 | 5 | 3 | 12 |
| PONTEVEDRA | 154 | 0 | 50 | 26 | 0 | 0 | 78 | 154 | 0 | 24 | 27 | 3 | 18 | 6 | 78 |
| MADRID | 302 | 35 | 70 | 45 | 6 | 12 | 134 | 302 | 0 | 27 | 27 | 16 | 42 | 22 | 134 |
| MURCIA | 414 | 66 | 62 | 8 | 0 | 5 | 68 | 209 | 0 | 36 | 14 | 0 | 10 | 8 | 68 |
| NAVARRA | 17 | 0 | 5 | 1 | 0 | 3 | 8 | 17 | 0 | 1 | 0 | 0 | 1 | 6 | 8 |
| PAÍS VASCO | 33 | 407 | 190 | 13 | 1 | 12 | 78 | 701 | 8 | 28 | 11 | 0 | 17 | 14 | 78 |
| ÁLAVA | 6 | 0 | 0 | 0 | 0 | 0 | 6 | 6 | 4 | 0 | 2 | 0 | 0 | 0 | 6 |
| GUIPÚZCOA | 27 | 0 | 0 | 0 | 0 | 0 | 27 | 27 | 4 | 7 | 0 | 0 | 2 | 14 | 27 |
| VIZCAYA | 0 | 407 | 190 | 13 | 1 | 12 | 45 | 668 | 0 | 21 | 9 | 0 | 15 | 0 | 45 |
| LA RIOJA | 9 | 0 | 1 | 0 | 0 | 1 | 7 | 9 | 0 | 4 | 0 | 0 | 2 | 1 | 7 |
| CEUTA | 42 | 6 | 20 | 7 | 1 | 0 | 8 | 42 | 0 | 1 | 4 | 0 | 3 | 0 | 8 |
| MELILLA | 67 | 1 | 34 | 10 | 2 | 6 | 14 | 67 | 0 | 1 | 9 | 0 | 4 | 0 | 14 |
| TOTAL ESTADO | 3.552 | 1.104 | 1.076 | 316 | 108 | 191 | 1.450 | 4.245 | 51 | 428 | 209 | 129 | 369 | 264 | 1.450 |

TOTAL PENSIONES NO CONTRIBUTIVAS
REVISIONES DE OFICIO E INSTANCIA DE PARTE
DATOS DE GESTIÓN CORRESPONDIENTES AL MES DE MAYO DE 2005

| CC.AA. Y/O PROVINCIAS | ENTRADA REVISIONES | REVISIONES EFECTUADAS | | | | | | | CAUSAS DE EXTINCIÓN DEL DERECHO | | | | | | |
|-----------------------------|-----------------------|-----------------------|-----------------------|----------------|-----------|----------------------------|----------------------|--------------|---------------------------------|------------|-----------|-----------|---------------|-----------|------------|
| | | Sin Modif. Cuantía | Con Modif. Cuantía | Suspensión PNC | | Recuperación Art. 144.1 | Extinción Derecho | TOTAL | Residencia | Personal | U.E.C. | Grado | Fallecimiento | Otras | TOTAL |
| | | | | Art. 144.1 | Pago | | | | | | | | | | |
| ANDALUCÍA | 1.240 | 418 | 308 | 45 | 28 | 55 | 773 | 1.627 | 42 | 279 | 88 | 34 | 263 | 67 | 773 |
| ALMERÍA | 92 | 12 | 28 | 3 | 0 | 3 | 46 | 92 | 0 | 22 | 2 | 0 | 15 | 7 | 46 |
| CÁDIZ | 208 | 8 | 29 | 15 | 1 | 0 | 121 | 174 | 0 | 42 | 12 | 1 | 58 | 8 | 121 |
| CÓRDOBA | 155 | 8 | 65 | 0 | 4 | 20 | 77 | 174 | 0 | 44 | 23 | 1 | 0 | 9 | 77 |
| GRANADA | 121 | 6 | 46 | 4 | 1 | 0 | 77 | 134 | 0 | 9 | 26 | 0 | 32 | 10 | 77 |
| HUELVA | 105 | 1 | 13 | 0 | 15 | 9 | 62 | 100 | 0 | 13 | 8 | 1 | 28 | 12 | 62 |
| JAÉN | 108 | 0 | 10 | 0 | 3 | 2 | 93 | 108 | 0 | 53 | 5 | 4 | 23 | 8 | 93 |
| MÁLAGA | 290 | 290 | 49 | 16 | 4 | 20 | 106 | 485 | 0 | 44 | 2 | 0 | 48 | 12 | 106 |
| SEVILLA | 161 | 93 | 68 | 7 | 0 | 1 | 191 | 360 | 42 | 52 | 10 | 27 | 59 | 1 | 191 |
| ARAGÓN | 132 | 7 | 13 | 5 | 8 | 5 | 100 | 138 | 0 | 43 | 12 | 1 | 28 | 16 | 100 |
| HUESCA | 36 | 0 | 5 | 0 | 0 | 0 | 37 | 42 | 0 | 22 | 1 | 0 | 12 | 2 | 37 |
| TERUEL | 16 | 0 | 1 | 0 | 0 | 0 | 15 | 16 | 0 | 6 | 3 | 0 | 4 | 2 | 15 |
| ZARAGOZA | 80 | 7 | 7 | 5 | 8 | 5 | 48 | 80 | 0 | 15 | 8 | 1 | 12 | 12 | 48 |
| ASTURIAS | 132 | 13 | 26 | 6 | 0 | 4 | 75 | 124 | 0 | 24 | 4 | 1 | 33 | 13 | 75 |
| ILLES BALEARS | 14 | 1 | 3 | 1 | 0 | 0 | 12 | 17 | 0 | 5 | 0 | 0 | 0 | 7 | 12 |
| CANARIAS | 281 | 47 | 52 | 14 | 21 | 17 | 123 | 274 | 0 | 13 | 27 | 10 | 56 | 17 | 123 |
| LAS PALMAS | 82 | 12 | 29 | 3 | 18 | 10 | 59 | 131 | 0 | 0 | 22 | 10 | 18 | 9 | 59 |
| S.C. TENERIFE | 199 | 35 | 23 | 11 | 3 | 7 | 64 | 143 | 0 | 13 | 5 | 0 | 38 | 8 | 64 |
| CANTABRIA | 283 | 94 | 103 | 4 | 11 | 4 | 67 | 283 | 0 | 0 | 43 | 3 | 21 | 0 | 67 |
| CASTILLA Y LEÓN | 358 | 78 | 71 | 17 | 18 | 12 | 152 | 348 | 0 | 64 | 28 | 0 | 49 | 11 | 152 |
| ÁVILA | 72 | 49 | 8 | 1 | 1 | 1 | 12 | 72 | 0 | 3 | 2 | 0 | 7 | 0 | 12 |
| BURGOS | 43 | 3 | 2 | 3 | 3 | 5 | 27 | 43 | 0 | 12 | 1 | 0 | 9 | 5 | 27 |
| LEÓN | 40 | 2 | 8 | 6 | 3 | 2 | 19 | 40 | 0 | 17 | 2 | 0 | 0 | 0 | 19 |
| PALENCIA | 81 | 13 | 26 | 0 | 9 | 1 | 22 | 71 | 0 | 9 | 5 | 0 | 6 | 2 | 22 |
| SALAMANCA | 61 | 4 | 19 | 1 | 0 | 1 | 36 | 61 | 0 | 11 | 11 | 0 | 14 | 0 | 36 |
| SEGOVIA | 9 | 2 | 1 | 0 | 0 | 1 | 5 | 9 | 0 | 2 | 1 | 0 | 2 | 0 | 5 |
| SORIA | 14 | 1 | 1 | 1 | 0 | 1 | 10 | 14 | 0 | 3 | 1 | 0 | 5 | 1 | 10 |
| VALLADOLID | 23 | 4 | 3 | 4 | 0 | 0 | 12 | 23 | 0 | 4 | 1 | 0 | 4 | 3 | 12 |
| ZAMORA | 15 | 0 | 3 | 1 | 2 | 0 | 9 | 15 | 0 | 3 | 4 | 0 | 2 | 0 | 9 |
| CASTILLA-LA MANCHA | 259 | 4 | 65 | 19 | 2 | 8 | 138 | 236 | 0 | 38 | 14 | 3 | 61 | 22 | 138 |
| ALBACETE | 56 | 0 | 14 | 2 | 0 | 0 | 12 | 28 | 0 | 4 | 2 | 0 | 5 | 1 | 12 |
| CIUDAD REAL | 85 | 0 | 16 | 5 | 1 | 8 | 55 | 85 | 0 | 19 | 7 | 1 | 26 | 2 | 55 |
| CUENCA | 33 | 0 | 18 | 3 | 0 | 0 | 12 | 33 | 0 | 0 | 0 | 0 | 9 | 3 | 12 |
| GUADALAJARA | 15 | 1 | 1 | 3 | 0 | 0 | 10 | 15 | 0 | 6 | 0 | 1 | 1 | 2 | 10 |
| TOLEDO | 70 | 3 | 16 | 6 | 1 | 0 | 49 | 75 | 0 | 9 | 5 | 1 | 20 | 14 | 49 |

(Continúa al dorso)

| CC.AA. Y/O PROVINCIAS | ENTRADA REVISIONES | REVISIONES EFECTUADAS | | | | | | | CAUSAS DE EXTINCIÓN DEL DERECHO | | | | | | |
|-----------------------------|-----------------------|-----------------------|-----------------------|----------------|------------|----------------------------|----------------------|--------------|---------------------------------|------------|------------|------------|---------------|------------|--------------|
| | | Sin Modif. Cuantía | Con Modif. Cuantía | Suspensión PNC | | Recuperación Art. 144.1 | Extinción Derecho | TOTAL | Residencia | Personal | U.E.C. | Grado | Fallecimiento | Otras | TOTAL |
| | | | | Art. 144.1 | Pago | | | | | | | | | | |
| CATALUNYA | 519 | 31 | 112 | 24 | 7 | 0 | 316 | 490 | 1 | 150 | 30 | 50 | 0 | 85 | 316 |
| BARCELONA | 378 | 25 | 80 | 19 | 7 | 0 | 240 | 371 | 1 | 113 | 21 | 40 | 0 | 65 | 240 |
| GIRONA | 35 | 1 | 5 | 0 | 0 | 0 | 20 | 26 | 0 | 11 | 3 | 1 | 0 | 5 | 20 |
| LLEIDA | 37 | 4 | 8 | 1 | 0 | 0 | 20 | 33 | 0 | 10 | 1 | 5 | 0 | 4 | 20 |
| TARRAGONA | 69 | 1 | 19 | 4 | 0 | 0 | 36 | 60 | 0 | 16 | 5 | 4 | 0 | 11 | 36 |
| COMUNIDAD VALENCIANA | 566 | 80 | 136 | 34 | 12 | 35 | 265 | 562 | 0 | 61 | 50 | 5 | 129 | 20 | 265 |
| ALICANTE | 164 | 16 | 30 | 7 | 5 | 10 | 96 | 164 | 0 | 30 | 1 | 1 | 61 | 3 | 96 |
| CASTELLÓN | 60 | 1 | 9 | 7 | 2 | 8 | 33 | 60 | 0 | 8 | 13 | 2 | 5 | 5 | 33 |
| VALENCIA | 342 | 63 | 97 | 20 | 5 | 17 | 136 | 338 | 0 | 23 | 36 | 2 | 63 | 12 | 136 |
| EXTREMADURA | 385 | 94 | 62 | 16 | 32 | 6 | 175 | 385 | 0 | 50 | 18 | 1 | 71 | 35 | 175 |
| BADAJOS | 206 | 49 | 32 | 8 | 15 | 0 | 102 | 206 | 0 | 33 | 7 | 1 | 44 | 17 | 102 |
| CÁCERES | 179 | 45 | 30 | 8 | 17 | 6 | 73 | 179 | 0 | 17 | 11 | 0 | 27 | 18 | 73 |
| GALICIA | 697 | 25 | 235 | 47 | 22 | 6 | 362 | 697 | 6 | 79 | 62 | 5 | 164 | 46 | 362 |
| A CORUÑA | 286 | 20 | 140 | 18 | 4 | 4 | 100 | 286 | 4 | 12 | 5 | 2 | 68 | 9 | 100 |
| LUGO | 57 | 4 | 4 | 2 | 0 | 1 | 46 | 57 | 0 | 7 | 1 | 0 | 19 | 19 | 46 |
| OURENSE | 66 | 0 | 18 | 1 | 0 | 1 | 46 | 66 | 1 | 13 | 6 | 0 | 18 | 8 | 46 |
| PONTEVEDRA | 288 | 1 | 73 | 26 | 18 | 0 | 170 | 288 | 1 | 47 | 50 | 3 | 59 | 10 | 170 |
| MADRID | 645 | 58 | 182 | 45 | 7 | 12 | 341 | 645 | 0 | 69 | 79 | 16 | 136 | 41 | 341 |
| MURCIA | 483 | 66 | 86 | 8 | 1 | 5 | 112 | 278 | 0 | 46 | 26 | 0 | 25 | 15 | 112 |
| NAVARRA | 62 | 0 | 24 | 1 | 0 | 3 | 34 | 62 | 0 | 8 | 8 | 0 | 11 | 7 | 34 |
| PAÍS VASCO | 367 | 550 | 318 | 13 | 1 | 12 | 141 | 1.035 | 9 | 53 | 30 | 0 | 34 | 15 | 141 |
| ÁLAVA | 16 | 0 | 0 | 0 | 0 | 0 | 16 | 16 | 5 | 0 | 6 | 0 | 5 | 0 | 16 |
| GUIPÚZCOA | 38 | 0 | 0 | 0 | 0 | 0 | 38 | 38 | 4 | 14 | 0 | 0 | 6 | 14 | 38 |
| VIZCAYA | 313 | 550 | 318 | 13 | 1 | 12 | 87 | 981 | 0 | 39 | 24 | 0 | 23 | 1 | 87 |
| LA RIOJA | 21 | 0 | 2 | 0 | 0 | 1 | 18 | 21 | 0 | 10 | 0 | 0 | 7 | 1 | 18 |
| CEUTA | 62 | 10 | 31 | 7 | 1 | 0 | 13 | 62 | 0 | 1 | 4 | 0 | 8 | 0 | 13 |
| MELILLA | 75 | 1 | 38 | 10 | 3 | 6 | 17 | 75 | 0 | 1 | 9 | 0 | 6 | 1 | 17 |
| TOTAL ESTADO | 6.581 | 1.577 | 1.867 | 316 | 174 | 191 | 3.234 | 7.359 | 58 | 994 | 532 | 129 | 1.102 | 419 | 3.234 |

PENSIÓN NO CONTRIBUTIVA DE JUBILACIÓN
REVISIONES DE OFICIO E INSTANCIA DE PARTE
DATOS DE GESTIÓN ACUMULADA CORRESPONDIENTES AL AÑO 2005 HASTA MAYO

| CC.AA. Y/O PROVINCIAS | ENTRADA REVISIONES | REVISIONES EFECTUADAS | | | | | CAUSAS DE EXTINCIÓN DEL DERECHO | | | | | |
|-----------------------------|-----------------------|-----------------------|-----------------------|--------------------|----------------------|--------------|---------------------------------|--------------|------------|---------------|------------|--------------|
| | | Sin Modif. Cuantía | Con Modif. Cuantía | Suspensión Pago | Extinción Derecho | TOTAL | Residencia | Personal | U.E.C. | Fallecimiento | Otras | TOTAL |
| ANDALUCÍA | 3.452 | 332 | 544 | 14 | 2.721 | 3.611 | 2 | 1.114 | 240 | 1.171 | 194 | 2.721 |
| ALMERÍA | 175 | 6 | 37 | 2 | 130 | 175 | 0 | 56 | 8 | 57 | 9 | 130 |
| CÁDIZ | 517 | 8 | 57 | 6 | 445 | 516 | 2 | 170 | 47 | 215 | 11 | 445 |
| CÓRDOBA | 444 | 13 | 120 | 4 | 326 | 463 | 0 | 141 | 40 | 105 | 40 | 326 |
| GRANADA | 304 | 11 | 57 | 0 | 260 | 328 | 0 | 68 | 39 | 127 | 26 | 260 |
| HUELVA | 252 | 2 | 18 | 1 | 236 | 257 | 0 | 76 | 26 | 106 | 28 | 236 |
| JAÉN | 321 | 7 | 25 | 1 | 288 | 321 | 0 | 139 | 19 | 85 | 45 | 288 |
| MÁLAGA | 595 | 180 | 111 | 0 | 425 | 716 | 0 | 163 | 17 | 212 | 33 | 425 |
| SEVILLA | 844 | 105 | 119 | 0 | 611 | 835 | 0 | 301 | 44 | 264 | 2 | 611 |
| ARAGÓN | 424 | 1 | 62 | 20 | 341 | 424 | 0 | 131 | 31 | 146 | 33 | 341 |
| HUESCA | 129 | 0 | 16 | 0 | 113 | 129 | 0 | 62 | 8 | 36 | 7 | 113 |
| TERUEL | 39 | 0 | 6 | 0 | 33 | 39 | 0 | 12 | 5 | 11 | 5 | 33 |
| ZARAGOZA | 256 | 1 | 40 | 20 | 195 | 256 | 0 | 57 | 18 | 99 | 21 | 195 |
| ASTURIAS | 375 | 16 | 62 | 3 | 279 | 360 | 0 | 66 | 21 | 173 | 19 | 279 |
| ILLES BALEARS | 64 | 11 | 11 | 0 | 44 | 66 | 0 | 14 | 1 | 17 | 12 | 44 |
| CANARIAS | 626 | 1.156 | 155 | 38 | 502 | 1.851 | 0 | 46 | 71 | 323 | 62 | 502 |
| LAS PALMAS | 298 | 19 | 64 | 13 | 263 | 359 | 0 | 0 | 51 | 155 | 57 | 263 |
| S.C. TENERIFE | 328 | 1.137 | 91 | 25 | 239 | 1.492 | 0 | 46 | 20 | 168 | 5 | 239 |
| CANTABRIA | 395 | 102 | 125 | 12 | 156 | 395 | 0 | 38 | 50 | 64 | 4 | 156 |
| CASTILLA Y LEÓN | 881 | 97 | 164 | 29 | 580 | 870 | 0 | 229 | 112 | 199 | 40 | 580 |
| ÁVILA | 100 | 13 | 9 | 1 | 77 | 100 | 0 | 28 | 14 | 35 | 0 | 77 |
| BURGOS | 98 | 6 | 17 | 7 | 68 | 98 | 0 | 23 | 4 | 33 | 8 | 68 |
| LEÓN | 92 | 10 | 19 | 1 | 62 | 92 | 0 | 38 | 8 | 11 | 5 | 62 |
| PALENCIA | 203 | 41 | 50 | 17 | 84 | 192 | 0 | 30 | 17 | 34 | 3 | 84 |
| SALAMANCA | 185 | 6 | 41 | 0 | 138 | 185 | 0 | 46 | 39 | 53 | 0 | 138 |
| SEGOVIA | 26 | 1 | 3 | 0 | 22 | 26 | 0 | 11 | 6 | 5 | 0 | 22 |
| SORIA | 31 | 2 | 1 | 1 | 27 | 31 | 0 | 8 | 2 | 14 | 3 | 27 |
| VALLADOLID | 89 | 15 | 11 | 0 | 63 | 89 | 0 | 24 | 10 | 8 | 21 | 63 |
| ZAMORA | 57 | 3 | 13 | 2 | 39 | 57 | 0 | 21 | 12 | 6 | 0 | 39 |
| CASTILLA-LA MANCHA | 801 | 13 | 114 | 9 | 636 | 772 | 0 | 208 | 45 | 325 | 58 | 636 |
| ALBACETE | 148 | 6 | 25 | 0 | 99 | 130 | 0 | 42 | 3 | 50 | 4 | 99 |
| CIUDAD REAL | 237 | 4 | 23 | 3 | 207 | 237 | 0 | 58 | 19 | 107 | 23 | 207 |
| CUENCA | 79 | 0 | 10 | 0 | 69 | 79 | 0 | 23 | 1 | 38 | 7 | 69 |
| GUADALAJARA | 38 | 1 | 3 | 1 | 33 | 38 | 0 | 12 | 6 | 11 | 4 | 33 |
| TOLEDO | 299 | 2 | 53 | 5 | 228 | 288 | 0 | 73 | 16 | 119 | 20 | 228 |

(Continúa al dorso)

| CC.AA. Y/O PROVINCIAS | ENTRADA REVISIONES | REVISIONES EFECTUADAS | | | | | CAUSAS DE EXTINCIÓN DEL DERECHO | | | | | |
|-----------------------------|-----------------------|-----------------------|--------------|------------|---------------|---------------|---------------------------------|--------------|--------------|---------------|------------|---------------|
| | | Sin Modif. | Con Modif. | Suspensión | Extinción | TOTAL | Residencia | Personal | U.E.C. | Fallecimiento | Otras | TOTAL |
| | | Cuantía | Cuantía | Pago | Derecho | | | | | | | |
| CATALUNYA | 1.040 | 40 | 392 | 59 | 599 | 1.090 | 5 | 461 | 61 | 0 | 72 | 599 |
| BARCELONA | 770 | 32 | 306 | 43 | 425 | 806 | 3 | 319 | 50 | 0 | 53 | 425 |
| GIRONA | 58 | 2 | 23 | 2 | 31 | 58 | 0 | 24 | 2 | 0 | 5 | 31 |
| LLEIDA | 105 | 5 | 21 | 6 | 91 | 123 | 2 | 75 | 6 | 0 | 8 | 91 |
| TARRAGONA | 107 | 1 | 42 | 8 | 52 | 103 | 0 | 43 | 3 | 0 | 6 | 52 |
| COMUNIDAD VALENCIANA | 1.611 | 289 | 400 | 33 | 889 | 1.611 | 0 | 334 | 105 | 431 | 19 | 889 |
| ALICANTE | 399 | 33 | 52 | 8 | 306 | 399 | 0 | 116 | 23 | 160 | 7 | 306 |
| CASTELLÓN | 98 | 6 | 17 | 3 | 72 | 98 | 0 | 24 | 19 | 26 | 3 | 72 |
| VALENCIA | 1.114 | 250 | 331 | 22 | 511 | 1.114 | 0 | 194 | 63 | 245 | 9 | 511 |
| EXTREMADURA | 892 | 213 | 121 | 57 | 501 | 892 | 0 | 149 | 48 | 232 | 72 | 501 |
| BADAJOS | 589 | 139 | 82 | 38 | 330 | 589 | 0 | 94 | 25 | 168 | 43 | 330 |
| CÁCERES | 303 | 74 | 39 | 19 | 171 | 303 | 0 | 55 | 23 | 64 | 29 | 171 |
| GALICIA | 1.632 | 43 | 402 | 71 | 1.055 | 1.571 | 17 | 272 | 94 | 597 | 75 | 1.055 |
| A CORUÑA | 657 | 38 | 211 | 2 | 406 | 657 | 6 | 127 | 20 | 214 | 39 | 406 |
| LUGO | 136 | 4 | 17 | 2 | 113 | 136 | 0 | 14 | 2 | 79 | 18 | 113 |
| OURENSE | 219 | 0 | 34 | 0 | 185 | 219 | 2 | 49 | 13 | 114 | 7 | 185 |
| PONTEVEDRA | 620 | 1 | 140 | 67 | 351 | 559 | 9 | 82 | 59 | 190 | 11 | 351 |
| MADRID | 1.524 | 137 | 488 | 18 | 881 | 1.524 | 0 | 223 | 169 | 426 | 63 | 881 |
| MURCIA | 380 | 0 | 99 | 3 | 278 | 380 | 0 | 86 | 44 | 118 | 30 | 278 |
| NAVARRA | 189 | 8 | 24 | 2 | 143 | 177 | 0 | 38 | 29 | 69 | 7 | 143 |
| PAÍS VASCO | 1.786 | 923 | 540 | 0 | 323 | 1.786 | 2 | 98 | 76 | 120 | 27 | 323 |
| ALAVA | 46 | 0 | 0 | 0 | 46 | 46 | 1 | 0 | 23 | 22 | 0 | 46 |
| GUIPÚZCOA | 102 | 0 | 0 | 0 | 102 | 102 | 1 | 39 | 0 | 36 | 26 | 102 |
| VIZCAYA | 1.638 | 923 | 540 | 0 | 175 | 1.638 | 0 | 59 | 53 | 62 | 1 | 175 |
| LA RIOJA | 68 | 0 | 7 | 2 | 57 | 66 | 0 | 18 | 3 | 28 | 8 | 57 |
| CEUTA | 75 | 13 | 33 | 4 | 25 | 75 | 0 | 1 | 0 | 23 | 1 | 25 |
| MELILLA | 94 | 0 | 62 | 3 | 29 | 94 | 0 | 2 | 2 | 21 | 4 | 29 |
| TOTAL ESTADO | 16.309 | 3.394 | 3.805 | 377 | 10.039 | 17.615 | 26 | 3.528 | 1.202 | 4.483 | 800 | 10.039 |

**PENSIÓN NO CONTRIBUTIVA DE INVALIDEZ
REVISIONES DE OFICIO E INSTANCIA DE PARTE
DATOS DE GESTIÓN ACUMULADA CORRESPONDIENTES AL AÑO 2005 HASTA MAYO**

| CC.AA. Y/O PROVINCIAS | ENTRADA REVISIONES | REVISIONES EFECTUADAS | | | | | | | CAUSAS DE EXTINCIÓN DEL DERECHO | | | | | | |
|-----------------------------|-----------------------|-----------------------|-----------------------|----------------|------------|----------------------------|----------------------|--------------|---------------------------------|------------|------------|------------|---------------|------------|--------------|
| | | Sin Modif. Cuantía | Con Modif. Cuantía | Suspensión PNC | | Recuperación Art. 144.1 | Extinción Derecho | TOTAL | Residencia | Personal | U.E.C. | Grado | Fallecimiento | Otras | TOTAL |
| | | | | Art. 144.1 | Pago | | | | | | | | | | |
| ANDALUCÍA | 4.366 | 1.361 | 1.207 | 291 | 151 | 218 | 1.761 | 4.989 | 42 | 588 | 121 | 169 | 660 | 181 | 1.761 |
| ALMERÍA | 372 | 53 | 116 | 34 | 0 | 8 | 161 | 372 | 0 | 59 | 8 | 9 | 61 | 24 | 161 |
| CÁDIZ | 631 | 35 | 131 | 48 | 0 | 0 | 340 | 554 | 0 | 93 | 27 | 65 | 138 | 17 | 340 |
| CÓRDOBA | 521 | 67 | 193 | 0 | 32 | 30 | 190 | 512 | 0 | 74 | 29 | 12 | 46 | 29 | 190 |
| GRANADA | 394 | 34 | 123 | 35 | 20 | 27 | 164 | 403 | 0 | 46 | 21 | 5 | 67 | 25 | 164 |
| HUELVA | 310 | 11 | 94 | 0 | 58 | 36 | 106 | 305 | 0 | 29 | 9 | 13 | 36 | 19 | 106 |
| JAÉN | 214 | 0 | 40 | 20 | 8 | 15 | 131 | 214 | 0 | 48 | 2 | 20 | 47 | 14 | 131 |
| MÁLAGA | 1.098 | 887 | 348 | 98 | 32 | 88 | 327 | 1.780 | 0 | 109 | 16 | 4 | 152 | 46 | 327 |
| SEVILLA | 826 | 274 | 162 | 56 | 1 | 14 | 342 | 849 | 42 | 130 | 9 | 41 | 113 | 7 | 342 |
| ARAGÓN | 297 | 21 | 78 | 23 | 6 | 15 | 152 | 295 | 0 | 34 | 16 | 6 | 55 | 41 | 152 |
| HUESCA | 66 | 1 | 24 | 4 | 0 | 2 | 34 | 65 | 0 | 9 | 1 | 0 | 13 | 11 | 34 |
| TERUEL | 19 | 0 | 2 | 0 | 0 | 1 | 16 | 19 | 0 | 3 | 1 | 0 | 5 | 7 | 16 |
| ZARAGOZA | 212 | 20 | 52 | 19 | 6 | 12 | 102 | 211 | 0 | 22 | 14 | 6 | 37 | 23 | 102 |
| ASTURIAS | 443 | 49 | 114 | 28 | 1 | 28 | 212 | 432 | 0 | 47 | 16 | 24 | 86 | 39 | 212 |
| ILLES BALEARS | 75 | 13 | 18 | 9 | 0 | 4 | 35 | 79 | 0 | 12 | 1 | 2 | 12 | 8 | 35 |
| CANARIAS | 886 | 101 | 372 | 92 | 69 | 86 | 455 | 1.175 | 2 | 75 | 67 | 49 | 211 | 51 | 455 |
| LAS PALMAS | 428 | 39 | 143 | 36 | 59 | 47 | 217 | 541 | 0 | 0 | 44 | 44 | 81 | 48 | 217 |
| S.C. TENERIFE | 458 | 62 | 229 | 56 | 10 | 39 | 238 | 634 | 2 | 75 | 23 | 5 | 130 | 3 | 238 |
| CANTABRIA | 387 | 98 | 100 | 22 | 46 | 32 | 89 | 387 | 0 | 25 | 30 | 4 | 30 | 0 | 89 |
| CASTILLA Y LEÓN | 1.029 | 231 | 229 | 99 | 36 | 90 | 338 | 1.023 | 5 | 148 | 49 | 2 | 78 | 56 | 338 |
| ÁVILA | 112 | 50 | 12 | 10 | 1 | 6 | 33 | 112 | 0 | 21 | 0 | 1 | 11 | 0 | 33 |
| BURGOS | 209 | 35 | 48 | 25 | 14 | 22 | 65 | 209 | 0 | 22 | 9 | 0 | 18 | 16 | 65 |
| LEÓN | 164 | 17 | 52 | 21 | 7 | 17 | 50 | 164 | 0 | 30 | 9 | 0 | 2 | 9 | 50 |
| PALENCIA | 185 | 78 | 26 | 9 | 13 | 5 | 48 | 179 | 0 | 18 | 10 | 0 | 10 | 10 | 48 |
| SALAMANCA | 136 | 19 | 41 | 14 | 0 | 17 | 45 | 136 | 0 | 14 | 4 | 1 | 21 | 5 | 45 |
| SEGOVIA | 34 | 3 | 8 | 3 | 0 | 2 | 18 | 34 | 0 | 14 | 0 | 0 | 4 | 0 | 18 |
| SORIA | 20 | 1 | 3 | 2 | 0 | 3 | 11 | 20 | 0 | 6 | 0 | 0 | 5 | 0 | 11 |
| VALLADOLID | 105 | 22 | 19 | 10 | 1 | 16 | 37 | 105 | 1 | 13 | 9 | 0 | 3 | 11 | 37 |
| ZAMORA | 64 | 6 | 20 | 5 | 0 | 2 | 31 | 64 | 4 | 10 | 8 | 0 | 4 | 5 | 31 |
| CASTILLA-LA MANCHA | 790 | 26 | 223 | 105 | 13 | 63 | 359 | 789 | 0 | 107 | 31 | 19 | 131 | 71 | 359 |
| ALBACETE | 174 | 2 | 62 | 10 | 1 | 12 | 83 | 170 | 0 | 28 | 7 | 1 | 31 | 16 | 83 |
| CIUDAD REAL | 223 | 5 | 44 | 36 | 1 | 37 | 100 | 223 | 0 | 37 | 12 | 2 | 34 | 15 | 100 |
| CUENCA | 108 | 0 | 41 | 10 | 0 | 11 | 46 | 108 | 0 | 9 | 1 | 5 | 24 | 7 | 46 |
| GUADALAJARA | 45 | 4 | 7 | 7 | 3 | 3 | 21 | 45 | 0 | 6 | 3 | 1 | 4 | 7 | 21 |
| TOLEDO | 240 | 15 | 69 | 42 | 8 | 0 | 109 | 243 | 0 | 27 | 8 | 10 | 38 | 26 | 109 |

(Continúa al dorso)

| CC.AA. Y/O PROVINCIAS | ENTRADA REVISIONES | REVISIONES EFECTUADAS | | | | | | | CAUSAS DE EXTINCIÓN DEL DERECHO | | | | | | |
|-----------------------------|-----------------------|-----------------------|-----------------------|----------------|------------|----------------------------|----------------------|---------------|---------------------------------|--------------|------------|------------|---------------|--------------|--------------|
| | | Sin Modif. Cuantía | Con Modif. Cuantía | Suspensión PNC | | Recuperación Art. 144.1 | Extinción Derecho | TOTAL | Residencia | Personal | U.E.C. | Grado | Fallecimiento | Otras | TOTAL |
| | | | | Art. 144.1 | Pago | | | | | | | | | | |
| CATALUNYA | 1.561 | 107 | 630 | 104 | 0 | 0 | 745 | 1.586 | 3 | 241 | 64 | 53 | 0 | 384 | 745 |
| BARCELONA | 1.199 | 79 | 461 | 68 | 0 | 0 | 596 | 1.204 | 3 | 195 | 45 | 41 | 0 | 312 | 596 |
| GIRONA | 101 | 10 | 55 | 9 | 0 | 0 | 38 | 112 | 0 | 11 | 6 | 1 | 0 | 20 | 38 |
| LLEIDA | 77 | 4 | 37 | 8 | 0 | 0 | 35 | 84 | 0 | 14 | 2 | 6 | 0 | 13 | 35 |
| TARRAGONA | 184 | 14 | 77 | 19 | 0 | 0 | 76 | 186 | 0 | 21 | 11 | 5 | 0 | 39 | 76 |
| COMUNIDAD VALENCIANA | 1.902 | 446 | 466 | 179 | 28 | 138 | 663 | 1.920 | 0 | 186 | 101 | 25 | 279 | 72 | 663 |
| ALICANTE | 400 | 37 | 85 | 41 | 4 | 43 | 190 | 400 | 0 | 70 | 13 | 11 | 83 | 13 | 190 |
| CASTELLÓN | 219 | 14 | 43 | 33 | 10 | 28 | 91 | 219 | 0 | 24 | 22 | 5 | 22 | 18 | 91 |
| VALENCIA | 1.283 | 395 | 338 | 105 | 14 | 67 | 382 | 1.301 | 0 | 92 | 66 | 9 | 174 | 41 | 382 |
| EXTREMADURA | 899 | 251 | 139 | 87 | 82 | 39 | 301 | 899 | 0 | 60 | 19 | 14 | 108 | 100 | 301 |
| BADAJOS | 574 | 160 | 86 | 52 | 45 | 28 | 203 | 574 | 0 | 40 | 10 | 8 | 76 | 69 | 203 |
| CÁCERES | 325 | 91 | 53 | 35 | 37 | 11 | 98 | 325 | 0 | 20 | 9 | 6 | 32 | 31 | 98 |
| GALICIA | 1.581 | 105 | 546 | 147 | 15 | 49 | 719 | 1.581 | 6 | 174 | 79 | 23 | 282 | 155 | 719 |
| A CORUÑA | 715 | 74 | 278 | 44 | 12 | 39 | 268 | 715 | 6 | 69 | 16 | 11 | 100 | 66 | 268 |
| LUGO | 153 | 23 | 25 | 5 | 1 | 4 | 95 | 153 | 0 | 13 | 0 | 2 | 37 | 43 | 95 |
| OURENSE | 186 | 1 | 57 | 8 | 1 | 6 | 113 | 186 | 0 | 40 | 4 | 2 | 49 | 18 | 113 |
| PONTEVEDRA | 527 | 7 | 186 | 90 | 1 | 0 | 243 | 527 | 0 | 52 | 59 | 8 | 96 | 28 | 243 |
| MADRID | 1.380 | 223 | 325 | 143 | 17 | 64 | 608 | 1.380 | 0 | 107 | 110 | 87 | 207 | 97 | 608 |
| MURCIA | 1.090 | 220 | 229 | 51 | 11 | 27 | 397 | 935 | 1 | 161 | 95 | 2 | 83 | 55 | 397 |
| NAVARRA | 91 | 3 | 12 | 10 | 0 | 16 | 50 | 91 | 0 | 7 | 9 | 0 | 20 | 14 | 50 |
| PAÍS VASCO | 1.750 | 1.481 | 549 | 26 | 1 | 33 | 328 | 2.418 | 13 | 114 | 61 | 1 | 75 | 64 | 328 |
| ÁLAVA | 19 | 0 | 0 | 0 | 0 | 0 | 19 | 19 | 4 | 0 | 9 | 0 | 6 | 0 | 19 |
| GUIPÚZCOA | 116 | 0 | 0 | 0 | 0 | 0 | 116 | 116 | 9 | 18 | 0 | 0 | 25 | 64 | 116 |
| VIZCAYA | 1.615 | 1.481 | 549 | 26 | 1 | 33 | 193 | 2.283 | 0 | 96 | 52 | 1 | 44 | 0 | 193 |
| LA RIOJA | 57 | 0 | 17 | 3 | 1 | 3 | 33 | 57 | 0 | 14 | 1 | 1 | 10 | 7 | 33 |
| CEUTA | 123 | 15 | 52 | 14 | 5 | 5 | 32 | 123 | 0 | 7 | 7 | 0 | 14 | 4 | 32 |
| MELILLA | 312 | 22 | 173 | 25 | 14 | 15 | 63 | 312 | 0 | 4 | 28 | 0 | 24 | 7 | 63 |
| TOTAL ESTADO | 19.019 | 4.773 | 5.479 | 1.458 | 496 | 925 | 7.340 | 20.471 | 72 | 2.111 | 905 | 481 | 2.365 | 1.406 | 7.340 |

TOTAL PENSIONES NO CONTRIBUTIVAS REVISIONES DE OFICIO E INSTANCIA DE PARTE DATOS DE GESTIÓN ACUMULADA CORRESPONDIENTES AL AÑO 2005 HASTA MAYO

| CC.AA. Y/O PROVINCIAS | ENTRADA REVISIONES | REVISIONES EFECTUADAS | | | | | | | CAUSAS DE EXTINCIÓN DEL DERECHO | | | | | | |
|-----------------------------|-----------------------|-----------------------|-----------------------|----------------|------------|----------------------------|----------------------|--------------|---------------------------------|--------------|------------|------------|---------------|------------|--------------|
| | | Sin Modif. Cuantía | Con Modif. Cuantía | Suspensión PNC | | Recuperación Art. 144.1 | Extinción Derecho | TOTAL | Residencia | Personal | U.E.C. | Grado | Fallecimiento | Otras | TOTAL |
| | | | | Art. 144.1 | Pago | | | | | | | | | | |
| ANDALUCÍA | 7.818 | 1.693 | 1.751 | 291 | 165 | 218 | 4.482 | 8.600 | 44 | 1.702 | 361 | 169 | 1.831 | 375 | 4.482 |
| ALMERÍA | 547 | 59 | 153 | 34 | 2 | 8 | 291 | 547 | 0 | 115 | 16 | 9 | 118 | 33 | 291 |
| CÁDIZ | 1.148 | 43 | 188 | 48 | 6 | 0 | 785 | 1.070 | 2 | 263 | 74 | 65 | 353 | 28 | 785 |
| CÓRDOBA | 965 | 80 | 313 | 0 | 36 | 30 | 516 | 975 | 0 | 215 | 69 | 12 | 151 | 69 | 516 |
| GRANADA | 698 | 45 | 180 | 35 | 20 | 27 | 424 | 731 | 0 | 114 | 60 | 5 | 194 | 51 | 424 |
| HUELVA | 562 | 13 | 112 | 0 | 59 | 36 | 342 | 562 | 0 | 105 | 35 | 13 | 142 | 47 | 342 |
| JAÉN | 535 | 7 | 65 | 20 | 9 | 15 | 419 | 535 | 0 | 187 | 21 | 20 | 132 | 59 | 419 |
| MÁLAGA | 1.693 | 1.067 | 459 | 98 | 32 | 88 | 752 | 2.496 | 0 | 272 | 33 | 4 | 364 | 79 | 752 |
| SEVILLA | 1.670 | 379 | 281 | 56 | 1 | 14 | 953 | 1.684 | 42 | 431 | 53 | 41 | 377 | 9 | 953 |
| ARAGÓN | 721 | 22 | 140 | 23 | 26 | 15 | 493 | 719 | 0 | 165 | 47 | 6 | 201 | 74 | 493 |
| HUESCA | 195 | 1 | 40 | 4 | 0 | 2 | 147 | 194 | 0 | 71 | 9 | 0 | 49 | 18 | 147 |
| TERUEL | 58 | 0 | 8 | 0 | 0 | 1 | 49 | 58 | 0 | 15 | 6 | 0 | 16 | 12 | 49 |
| ZARAGOZA | 468 | 21 | 92 | 19 | 26 | 12 | 297 | 467 | 0 | 79 | 32 | 6 | 136 | 44 | 297 |
| ASTURIAS | 818 | 65 | 176 | 28 | 4 | 28 | 491 | 792 | 0 | 113 | 37 | 24 | 259 | 58 | 491 |
| ILLES BALEARS | 139 | 24 | 29 | 9 | 0 | 4 | 79 | 145 | 0 | 26 | 2 | 2 | 29 | 20 | 79 |
| CANARIAS | 1.512 | 1.257 | 527 | 92 | 107 | 86 | 957 | 3.026 | 2 | 121 | 138 | 49 | 534 | 113 | 957 |
| LAS PALMAS | 726 | 58 | 207 | 36 | 72 | 47 | 480 | 900 | 0 | 0 | 95 | 44 | 236 | 105 | 480 |
| S.C. TENERIFE | 786 | 1.199 | 320 | 56 | 35 | 39 | 477 | 2.126 | 2 | 121 | 43 | 5 | 298 | 8 | 477 |
| CANTABRIA | 782 | 200 | 225 | 22 | 58 | 32 | 245 | 782 | 0 | 63 | 80 | 4 | 94 | 4 | 245 |
| CASTILLA Y LEÓN | 1.910 | 328 | 393 | 99 | 65 | 90 | 918 | 1.893 | 5 | 377 | 161 | 2 | 277 | 96 | 918 |
| ÁVILA | 212 | 63 | 21 | 10 | 2 | 6 | 110 | 212 | 0 | 49 | 14 | 1 | 46 | 0 | 110 |
| BURGOS | 307 | 41 | 65 | 25 | 21 | 22 | 133 | 307 | 0 | 45 | 13 | 0 | 51 | 24 | 133 |
| LEÓN | 256 | 27 | 71 | 21 | 8 | 17 | 112 | 256 | 0 | 68 | 17 | 0 | 13 | 14 | 112 |
| PALENCIA | 388 | 119 | 76 | 9 | 30 | 5 | 132 | 371 | 0 | 48 | 27 | 0 | 44 | 13 | 132 |
| SALAMANCA | 321 | 25 | 82 | 14 | 0 | 17 | 183 | 321 | 0 | 60 | 43 | 1 | 74 | 5 | 183 |
| SEGOVIA | 60 | 4 | 11 | 3 | 0 | 2 | 40 | 60 | 0 | 25 | 6 | 0 | 9 | 0 | 40 |
| SORIA | 51 | 3 | 4 | 2 | 1 | 3 | 38 | 51 | 0 | 14 | 2 | 0 | 19 | 3 | 38 |
| VALLADOLID | 194 | 37 | 30 | 10 | 1 | 16 | 100 | 194 | 1 | 37 | 19 | 0 | 11 | 32 | 100 |
| ZAMORA | 121 | 9 | 33 | 5 | 2 | 2 | 70 | 121 | 4 | 31 | 20 | 0 | 10 | 5 | 70 |
| CASTILLA-LA MANCHA | 1.591 | 39 | 337 | 105 | 22 | 63 | 995 | 1.561 | 0 | 315 | 76 | 19 | 456 | 129 | 995 |
| ALBACETE | 322 | 8 | 87 | 10 | 1 | 12 | 182 | 300 | 0 | 70 | 10 | 1 | 81 | 20 | 182 |
| CIUDAD REAL | 460 | 9 | 67 | 36 | 4 | 37 | 307 | 460 | 0 | 95 | 31 | 2 | 141 | 38 | 307 |
| CUENCA | 187 | 0 | 51 | 10 | 0 | 11 | 115 | 187 | 0 | 32 | 2 | 5 | 62 | 14 | 115 |
| GUADALAJARA | 83 | 5 | 10 | 7 | 4 | 3 | 54 | 83 | 0 | 18 | 9 | 1 | 15 | 11 | 54 |
| TOLEDO | 539 | 17 | 122 | 42 | 13 | 0 | 337 | 531 | 0 | 100 | 24 | 10 | 157 | 46 | 337 |

(Continúa al dorso)

| CC.AA. Y/O PROVINCIAS | ENTRADA REVISIONES | REVISIONES EFECTUADAS | | | | | | | CAUSAS DE EXTINCIÓN DEL DERECHO | | | | | | |
|-----------------------------|-----------------------|-----------------------|-----------------------|----------------|------------|----------------------------|----------------------|---------------|---------------------------------|--------------|--------------|------------|---------------|--------------|---------------|
| | | Sin Modif. Cuantía | Con Modif. Cuantía | Suspensión PNC | | Recuperación Art. 144.1 | Extinción Derecho | TOTAL | Residencia | Personal | U.E.C. | Grado | Fallecimiento | Otras | TOTAL |
| | | | | Art. 144.1 | Pago | | | | | | | | | | |
| CATALUNYA | 2.601 | 147 | 1.022 | 104 | 59 | 0 | 1.344 | 2.676 | 8 | 702 | 125 | 53 | 0 | 456 | 1.344 |
| BARCELONA | 1.969 | 111 | 767 | 68 | 43 | 0 | 1.021 | 2.010 | 6 | 514 | 95 | 41 | 0 | 365 | 1.021 |
| GIRONA | 159 | 12 | 78 | 9 | 2 | 0 | 69 | 170 | 0 | 35 | 8 | 1 | 0 | 25 | 69 |
| LLEIDA | 182 | 9 | 58 | 8 | 6 | 0 | 126 | 207 | 2 | 89 | 8 | 6 | 0 | 21 | 126 |
| TARRAGONA | 291 | 15 | 119 | 19 | 8 | 0 | 128 | 289 | 0 | 64 | 14 | 5 | 0 | 45 | 128 |
| COMUNIDAD VALENCIANA | 3.513 | 735 | 866 | 179 | 61 | 138 | 1.552 | 3.531 | 0 | 520 | 206 | 25 | 710 | 91 | 1.552 |
| ALICANTE | 799 | 70 | 137 | 41 | 12 | 43 | 496 | 799 | 0 | 186 | 36 | 11 | 243 | 20 | 496 |
| CASTELLÓN | 317 | 20 | 60 | 33 | 13 | 28 | 163 | 317 | 0 | 48 | 41 | 5 | 48 | 21 | 163 |
| VALENCIA | 2.397 | 645 | 669 | 105 | 36 | 67 | 893 | 2.415 | 0 | 286 | 129 | 9 | 419 | 50 | 893 |
| EXTREMADURA | 1.791 | 464 | 260 | 87 | 139 | 39 | 802 | 1.791 | 0 | 209 | 67 | 14 | 340 | 172 | 802 |
| BADAJOS | 1.163 | 299 | 168 | 52 | 83 | 28 | 533 | 1.163 | 0 | 134 | 35 | 8 | 244 | 112 | 533 |
| CÁCERES | 628 | 165 | 92 | 35 | 56 | 11 | 269 | 628 | 0 | 75 | 32 | 6 | 96 | 60 | 269 |
| GALICIA | 3.213 | 148 | 948 | 147 | 86 | 49 | 1.774 | 3.152 | 23 | 446 | 173 | 23 | 879 | 230 | 1.774 |
| A CORUÑA | 1.372 | 112 | 489 | 44 | 14 | 39 | 674 | 1.372 | 12 | 196 | 36 | 11 | 314 | 105 | 674 |
| LUGO | 289 | 27 | 42 | 5 | 3 | 4 | 208 | 289 | 0 | 27 | 2 | 2 | 116 | 61 | 208 |
| OURENSE | 405 | 1 | 91 | 8 | 1 | 6 | 298 | 405 | 2 | 89 | 17 | 2 | 163 | 25 | 298 |
| PONTEVEDRA | 1.147 | 8 | 326 | 90 | 68 | 0 | 594 | 1.086 | 9 | 134 | 118 | 8 | 286 | 39 | 594 |
| MADRID | 2.904 | 360 | 813 | 143 | 35 | 64 | 1.489 | 2.904 | 0 | 330 | 279 | 87 | 633 | 160 | 1.489 |
| MURCIA | 1.470 | 220 | 328 | 51 | 14 | 27 | 675 | 1.315 | 1 | 247 | 139 | 2 | 201 | 85 | 675 |
| NAVARRA | 280 | 11 | 36 | 10 | 2 | 16 | 193 | 268 | 0 | 45 | 38 | 0 | 89 | 21 | 193 |
| PAÍS VASCO | 3.536 | 2.404 | 1.089 | 26 | 1 | 33 | 651 | 4.204 | 15 | 212 | 137 | 1 | 195 | 91 | 651 |
| ÁLAVA | 65 | 0 | 0 | 0 | 0 | 0 | 65 | 65 | 5 | 0 | 32 | 0 | 28 | 0 | 65 |
| GUIPÚZCOA | 218 | 0 | 0 | 0 | 0 | 0 | 218 | 218 | 10 | 57 | 0 | 0 | 61 | 90 | 218 |
| VIZCAYA | 3.253 | 2.404 | 1.089 | 26 | 1 | 33 | 368 | 3.921 | 0 | 155 | 105 | 1 | 106 | 1 | 368 |
| LA RIOJA | 125 | 0 | 24 | 3 | 3 | 3 | 90 | 123 | 0 | 32 | 4 | 1 | 38 | 15 | 90 |
| CEUTA | 198 | 28 | 85 | 14 | 9 | 5 | 57 | 198 | 0 | 8 | 7 | 0 | 37 | 5 | 57 |
| MELILLA | 406 | 22 | 235 | 25 | 17 | 15 | 92 | 406 | 0 | 6 | 30 | 0 | 45 | 11 | 92 |
| TOTAL ESTADO | 35.328 | 8.167 | 9.284 | 1.458 | 873 | 925 | 17.379 | 38.086 | 98 | 5.639 | 2.107 | 481 | 6.848 | 2.206 | 17.379 |

2

PRESTACIONES SOCIALES Y ECONÓMICAS DE LA LISMI

INFORME DEL SEGUIMIENTO Y EVOLUCIÓN DE LA GESTIÓN DE LISMI

2.1 INTRODUCCIÓN

El seguimiento y evaluación de la gestión y pago de la nómina de las Prestaciones Sociales y Económicas de la LISMI, parte de la información facilitada por los distintos órganos gestores de las Comunidades Autónomas y por las Direcciones Provinciales del IMERSO, y se articula como se detalla a continuación:

- Datos de gestión y de la nómina mensual.
- Datos de gestión y de la nómina del año 2005, comprendiendo la realizada hasta el mes de referencia.
- Datos sobre la nómina de pago y número de beneficiarios desde el año 1998.

La información que este apartado del informe suministra hace referencia a los siguientes aspectos:

- Nóminas: situación y evolución de los beneficiarios, del número de subsidios que disfrutaban y de sus importes mensuales. Todo ello teniendo en cuenta que una amplia mayoría de aquéllos continúan siéndolo de uno o de los dos subsidios suprimidos por la Ley 26/1990 - Subsidios de Garantía de Ingresos Mínimos (SGIM) y por Ayuda de Tercera Persona (SATP) -, en aplicación de lo establecido en la Disposición Transitoria undécima de la Ley General de la Seguridad Social. Se ofrece también información sobre el número de personas que disfrutaban de Asistencia Sanitaria y Prestación Farmacéutica (ASPF), y sobre el movimiento de beneficiarios, con especial incidencia, en este caso, en el número de aquéllos que han optado por alguna prestación no contributiva.
- Gestión en trámite inicial: recoge la situación y evolución de la gestión de cada una de las dos prestaciones vigentes tras la entrada en vigor de la Ley 26/1990, de 20 de abril: Subsidio de Movilidad y Compensación para Gastos de Transporte (SMGT) y Asistencia Sanitaria y Prestación Farmacéutica (ASPF).

2.2 SITUACIÓN Y EVOLUCIÓN DE LOS BENEFICIARIOS, NÚMERO DE PRESTACIONES E IMPORTES DE LAS NÓMINAS

La Ley 2/2004, de 27 de diciembre, de Presupuestos Generales del Estado para el año 2005, de acuerdo con la modificación introducida por el Real Decreto Ley 11/2004, de 23 de diciembre, establece las cuantías vigentes para dicho año de los subsidios económicos de la LISMI, quedando fijadas en los importes mensuales siguientes:

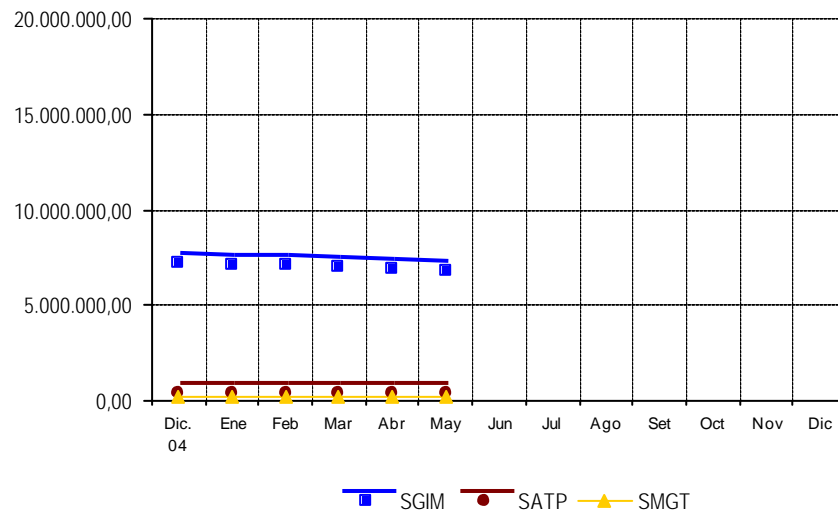
- Subsidio de Garantía de Ingresos Mínimos SGIM (14 pagas/año): 149,86 euros.
- Subsidio por Ayuda de Tercera Persona SATP (14 pagas/año): 58,45 euros.
- Subsidio de Movilidad y Compensación para Gastos de Transporte SMGT (12 pagas/año): 45,77 euros.

De acuerdo con la información facilitada por el Área de Informática del IMSERSO sobre los datos de nómina, así como por los órganos gestores de las Comunidades Autónomas de Navarra y del País Vasco, el número de beneficiarios distintos en el mes de abril asciende a 65.969, un 0,95% menos que en el mes anterior. El número total de prestaciones reconocidas asciende a 74.972, cifra ésta superior a la de beneficiarios distintos, ya que una misma persona puede tener reconocido el derecho a más de una prestación. Del total de prestaciones, 56.128 son de naturaleza económica, de las que el 81,08% corresponde al SGIM, el 11,06% al SATP y el 7,86% al SMGT. Por último, la prestación de ASPF la tenían reconocida un total de 18.844 personas, un 0,31% menos que en el mes anterior.

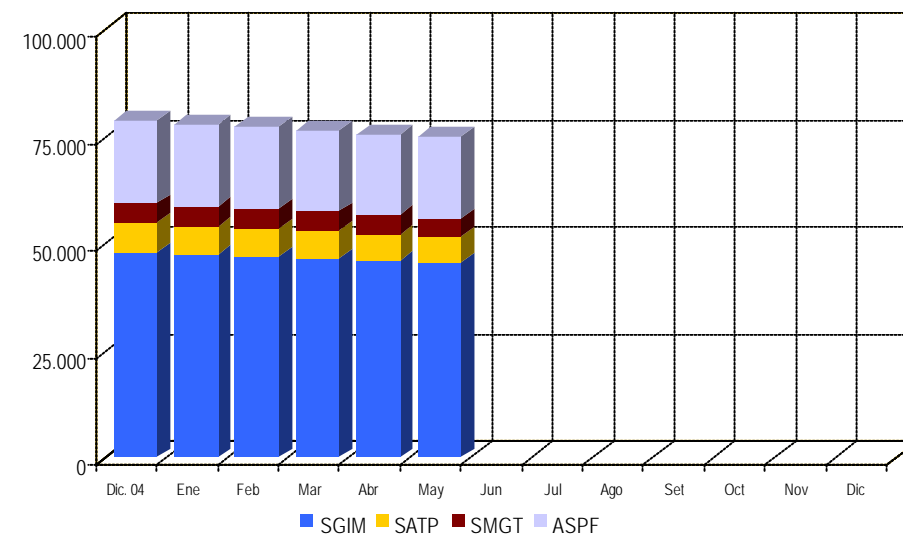
El siguiente cuadro refleja los datos básicos de la nómina señalados:

| NÓMINA DE MAYO DE 2005 | BENEFICIARIOS DISTINTOS | | | | | TOTAL PRESTACIONES DE LA LISMI |
|------------------------|-------------------------|--------------|------------|------------|--------|--------------------------------|
| | | SGIM | SATP | SMGT | ASPF | |
| BENEFICIARIOS | 65.969 | 45.509 | 6.208 | 4.411 | 18.844 | 74.972 |
| IMPORTE | | 6.817.250,50 | 367.488,58 | 205.609,18 | | 7.390.348,26 |

Evolución importe nóminas mensuales



Evolución número prestaciones



El importe de la nómina del mes de abril, ha ascendido a un total de 7.390.348,26 euros, correspondiendo el 92,25% al SGIM.

Finalmente, y conforme a la información disponible, los datos sobre el perfil del beneficiario muestran un predominio de las mujeres sobre los hombres, a excepción del tramo de 0 a 34 años en el que el hombre prevalece, aunque por escaso margen, que convive mayoritariamente integrado en una unidad familiar de la que depende económicamente. Respecto a las minusvalías, destacan las de tipo físico que afectan a más del 70% de los beneficiarios.

2.3 SITUACIÓN Y EVOLUCIÓN DE LA GESTIÓN EN TRÁMITE INICIAL

Como se ha señalado en la introducción de este informe, el volumen de la gestión de las prestaciones LISMI se ha visto muy reducido tras la entrada en vigor de la Ley 26/1990, de 20 de abril, que suprimió los Subsidios de Garantía de Ingresos Mínimos y por Ayuda de Tercera Persona, llegando a alcanzar cifras anuales similares a las de la etapa de su implantación, hace ya más de dieciséis años, reflejándose en los anexos 58 a 61 los datos de gestión de solicitudes presentadas, resueltas, aprobadas e índice de reconocimiento de las dos prestaciones vigentes: SMGT y ASPF.

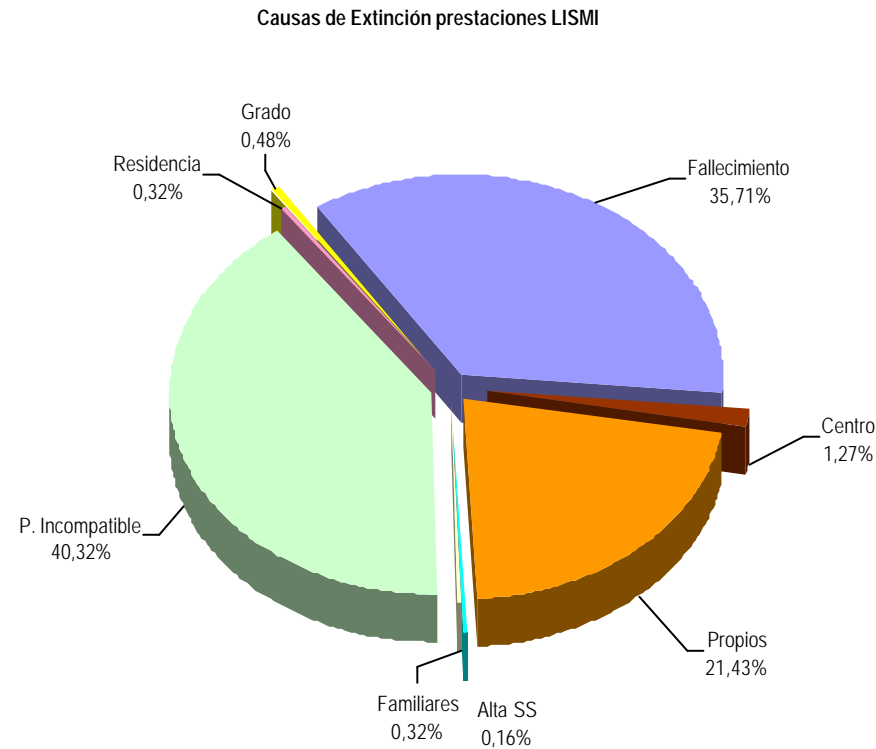
2.4 SEGUIMIENTO DE LA GESTIÓN DERIVADA DE LAS REVISIONES DE OFICIO E INSTANCIA DE PARTE

La revisión de oficio es iniciada por el órgano gestor cuando, como resultado de las medidas de control disponibles o implantadas, conoce cualquier dato o información que pueda producir o haya producido variación sobrevenida en los requisitos, y ello pueda dar lugar a la modificación de la cuantía, a la suspensión o a la extinción del derecho a la prestación, procediendo, en su caso, a la reclamación de cantidades indebidamente percibidas. Por otro lado, las de instancia de parte, se inician cuando el interesado, en cumplimiento de sus obligaciones, comunica al órgano gestor cualquier variación sobrevenida en su situación que pudiera tener incidencia en el derecho o en la cuantía reconocida de la prestación, siendo sus efectos resultantes idénticos a los indicados para las revisiones de oficio.

Los datos correspondientes al mes de abril, se refieren al detalle de las situaciones finales derivadas de los procesos de revisión, cuyas cifras se reflejan en los anexos 62 a 71. Del análisis de los mismos, es posible obtener las siguientes conclusiones:

- ✓ Se han emitido en el mes 644 resoluciones en las que se ha modificado la cuantía, se ha suspendido o se ha extinguido el derecho a alguna de las prestaciones, de las que el 77,48% lo son del SGIM.
- ✓ De las revisiones efectuadas, 3 han modificado la cuantía del SGIM, al ser su beneficiario, titular de una prestación pública de análoga naturaleza y finalidad y de inferior cuantía al referido subsidio.

- ✓ El número total de suspensiones efectuadas ha ascendido a 11, de las que el 45,45% se han motivado en que el beneficiario de SGIM ha iniciado la realización de una actividad laboral.
- ✓ Se ha extinguido el derecho de 630 prestaciones, de las que el 77,14% corresponden al SGIM. El gráfico siguiente refleja los distintos motivos de extinción en el total de prestaciones. Las principales causas de pérdida del derecho se motivan el fallecimiento del beneficiario, en que éste es titular de prestación de análoga naturaleza y finalidad y de superior cuantía, así como en que dispone de recursos propios superiores al límite legal establecido, teniendo el resto de causas una presencia minoritaria.



ANEXOS LISMI

2a NÚMERO DE BENEFICIARIOS, PRESTACIONES E IMPORTES DE LAS NÓMINAS

**PRESTACIONES DEL REAL DECRETO 383/1984, DE 1 DE FEBRERO (LISMI)
EVOLUCIÓN DE LOS BENEFICIARIOS E IMPORTES DE LAS NÓMINAS**

**TOTAL ESTADO
CON NAVARRA Y EL PAÍS VASCO**

| MENSUALIDADES | NUMERO DE BENEFICIARIOS DISTINTOS | SGIM | | SATP | | SMGT | | TOTAL | | ASPF |
|-----------------------|-----------------------------------|------------------------|----------------------|------------------------|---------------------|------------------------|---------------------|------------------------|----------------------|------------------------|
| | | NÚMERO DE PRESTACIONES | IMPORTE BRUTO | NÚMERO DE PRESTACIONES | IMPORTE BRUTO | NÚMERO DE PRESTACIONES | IMPORTE BRUTO | NÚMERO DE PRESTACIONES | IMPORTE BRUTO | NÚMERO DE PRESTACIONES |
| AÑO 1998 | 140.443 | 105.452 | 232.667.867,18 | 20.879 | 18.803.909,07 | 10.653 | 5.014.283,00 | 136.984 | 256.486.059,25 | 30.968 |
| AÑO 1999 | 123.600 | 91.968 | 203.987.825,71 | 17.074 | 15.374.474,27 | 9.026 | 4.360.166,17 | 118.068 | 223.722.466,14 | 28.381 |
| AÑO 2000 | 108.597 | 80.711 | 178.976.883,85 | 13.966 | 12.555.000,66 | 7.729 | 3.851.656,97 | 102.406 | 195.383.541,48 | 25.218 |
| AÑO 2001 | 97.793 | 71.422 | 157.687.417,79 | 11.634 | 10.382.366,90 | 6.906 | 3.592.104,16 | 89.962 | 171.661.888,85 | 23.968 |
| AÑO 2002 | 87.194 | 62.704 | 138.509.295,80 | 9.581 | 8.555.853,71 | 5.992 | 3.158.731,53 | 78.277 | 150.223.881,04 | 22.142 |
| AÑO 2003 | 77.305 | 54.992 | 122.025.853,90 | 7.987 | 7.109.721,71 | 5.252 | 2.910.647,03 | 68.231 | 132.046.222,64 | 20.405 |
| AÑO 2004 | 69.234 | 48.044 | 107.070.702,66 | 6.727 | 5.956.173,51 | 4.643 | 2.618.298,30 | 59.414 | 115.645.174,47 | 19.277 |
| AÑO 2005 | | | | | | | | | | |
| ENERO 1) | 68.461 | 47.587 | 7.138.396,44 | 6.610 | 389.538,32 | 4.599 | 250.217,85 | 58.796 | 7.778.152,61 | 19.152 |
| FEBRERO | 67.968 | 47.159 | 7.100.861,82 | 6.531 | 386.632,22 | 4.577 | 209.343,97 | 58.267 | 7.696.838,01 | 19.120 |
| MARZO | 67.272 | 46.611 | 7.001.436,22 | 6.428 | 379.372,33 | 4.510 | 210.302,45 | 57.549 | 7.591.111,00 | 18.945 |
| ABRIL | 66.600 | 46.073 | 6.912.811,12 | 6.307 | 371.813,89 | 4.456 | 207.553,09 | 56.836 | 7.492.178,10 | 18.902 |
| MAYO | 65.969 | 45.509 | 6.817.250,50 | 6.208 | 367.488,58 | 4.411 | 205.609,18 | 56.128 | 7.390.348,26 | 18.844 |
| JUNIO * | | | | | | | | | | |
| JULIO | | | | | | | | | | |
| AGOSTO | | | | | | | | | | |
| SETIEMBRE | | | | | | | | | | |
| OCTUBRE | | | | | | | | | | |
| NOVIEMBRE * | | | | | | | | | | |
| DICIEMBRE | | | | | | | | | | |
| TOTAL AÑO 2005 | | | 34.970.756,10 | | 1.894.845,34 | | 1.083.026,54 | | 37.948.627,98 | |

* En SGIM y SATP, junto a la mensualidad se abona una paga extra

1) En importe del SMGT se incluye pago único abonado por desviación del IPC del año 2004

PRESTACIONES DEL REAL DECRETO 383/1984, DE 1 DE FEBRERO (LISMI)

BENEFICIARIOS E IMPORTE DE LA NÓMINA

MAYO

| CC.AA. Y/O PROVINCIAS | NÚMERO DE BENEFICIARIOS DISTINTOS | SGIM | | SATP | | SMGT | | T O T A L | | ASPF |
|-----------------------------|---|---------------------------|---------------------|---------------------------|------------------|---------------------------|------------------|---------------------------|---------------------|---------------------------|
| | | NÚMERO DE PRESTACIONES | IMPORTE BRUTO | NÚMERO DE PRESTACIONES | IMPORTE BRUTO | NÚMERO DE PRESTACIONES | IMPORTE BRUTO | NÚMERO DE PRESTACIONES | IMPORTE BRUTO | NÚMERO DE PRESTACIONES |
| ANDALUCÍA | 11.745 | 9.959 | 1.487.751,92 | 1.652 | 99.271,48 | 675 | 31.348,77 | 12.286 | 1.618.372,17 | 1.731 |
| ALMERÍA | 2.532 | 2.280 | 341.538,96 | 298 | 17.418,10 | 156 | 7.140,12 | 2.734 | 366.097,18 | 254 |
| CÁDIZ | 935 | 735 | 109.375,00 | 190 | 13.700,68 | 127 | 5.954,85 | 1.052 | 129.030,53 | 164 |
| CÓRDOBA | 691 | 601 | 89.274,53 | 153 | 8.942,85 | 59 | 2.700,43 | 813 | 100.917,81 | 54 |
| GRANADA | 796 | 441 | 65.658,92 | 65 | 3.799,25 | 55 | 2.517,35 | 561 | 71.975,52 | 364 |
| HUELVA | 355 | 303 | 45.142,34 | 49 | 2.864,05 | 12 | 549,24 | 364 | 48.555,63 | 43 |
| JAÉN | 726 | 636 | 95.607,51 | 93 | 5.552,75 | 31 | 1.418,87 | 760 | 102.579,13 | 74 |
| MÁLAGA | 4.708 | 4.132 | 616.288,44 | 613 | 35.829,85 | 169 | 8.047,09 | 4.914 | 660.165,38 | 686 |
| SEVILLA | 1.002 | 831 | 124.866,22 | 191 | 11.163,95 | 66 | 3.020,82 | 1.088 | 139.050,99 | 92 |
| ARAGÓN | 1.738 | 1.187 | 177.217,98 | 174 | 10.170,30 | 99 | 4.531,23 | 1.460 | 191.919,51 | 527 |
| HUESCA | 304 | 244 | 36.125,34 | 42 | 2.454,90 | 12 | 549,24 | 298 | 39.129,48 | 68 |
| TERUEL | 273 | 95 | 14.159,21 | 20 | 1.169,00 | 8 | 366,16 | 123 | 15.694,37 | 170 |
| ZARAGOZA | 1.161 | 848 | 126.933,43 | 112 | 6.546,40 | 79 | 3.615,83 | 1.039 | 137.095,66 | 289 |
| ASTURIAS | 2.102 | 1.781 | 266.296,30 | 223 | 13.034,35 | 127 | 5.812,79 | 2.131 | 285.143,44 | 239 |
| ILLES BALEARS | 553 | 492 | 73.226,51 | 57 | 3.331,65 | 37 | 1.693,49 | 586 | 78.251,65 | 42 |
| CANARIAS | 707 | 341 | 50.423,96 | 122 | 7.130,90 | 80 | 3.661,60 | 543 | 61.216,46 | 302 |
| LAS PALMAS | 387 | 84 | 12.042,56 | 31 | 1.811,95 | 43 | 1.968,11 | 158 | 15.822,62 | 265 |
| S.C. TENERIFE | 320 | 257 | 38.381,40 | 91 | 5.318,95 | 37 | 1.693,49 | 385 | 45.393,84 | 37 |
| CANTABRIA | 1.132 | 648 | 96.945,40 | 153 | 8.942,85 | 97 | 5.191,59 | 898 | 111.079,84 | 426 |
| CASTILLA Y LEÓN | 7.302 | 4.658 | 698.506,03 | 823 | 48.104,32 | 406 | 18.582,62 | 5.887 | 765.192,97 | 2.422 |
| ÁVILA | 591 | 311 | 46.505,55 | 87 | 5.085,15 | 39 | 1.785,03 | 437 | 53.375,73 | 257 |
| BURGOS | 520 | 308 | 46.922,72 | 38 | 2.221,10 | 42 | 1.922,34 | 388 | 51.066,16 | 196 |
| LEÓN | 2.072 | 965 | 146.067,36 | 118 | 6.897,10 | 51 | 2.334,27 | 1.134 | 155.298,73 | 1.078 |
| PALENCIA | 485 | 358 | 53.649,88 | 54 | 3.156,30 | 15 | 686,55 | 427 | 57.492,73 | 119 |
| SALAMANCA | 1.562 | 912 | 136.109,82 | 178 | 10.404,07 | 156 | 7.140,12 | 1.246 | 153.654,01 | 572 |
| SEGOVIA | 374 | 321 | 47.798,61 | 105 | 6.137,25 | 22 | 1.006,94 | 448 | 54.942,80 | 37 |
| SORIA | 290 | 271 | 40.594,12 | 28 | 1.636,60 | 5 | 228,85 | 304 | 42.459,57 | 23 |
| VALLADOLID | 708 | 593 | 88.665,55 | 96 | 5.611,20 | 24 | 1.098,48 | 713 | 95.375,23 | 97 |
| ZAMORA | 700 | 619 | 92.192,42 | 119 | 6.955,55 | 52 | 2.380,04 | 790 | 101.528,01 | 43 |
| CASTILLA-LA MANCHA | 5.004 | 2.904 | 432.166,42 | 398 | 23.263,10 | 192 | 9.016,69 | 3.494 | 464.446,21 | 1.972 |
| ALBACETE | 1.095 | 660 | 97.662,32 | 100 | 5.845,00 | 70 | 3.203,90 | 830 | 106.711,22 | 376 |
| CIUDAD REAL | 1.232 | 397 | 59.379,04 | 65 | 3.799,25 | 46 | 2.242,73 | 508 | 65.421,02 | 816 |
| CUENCA | 881 | 584 | 87.336,68 | 57 | 3.331,65 | 39 | 1.785,03 | 680 | 92.453,36 | 275 |
| GUADALAJARA | 441 | 286 | 42.859,96 | 48 | 2.805,60 | 15 | 778,09 | 349 | 46.443,65 | 144 |
| TOLEDO | 1.355 | 977 | 144.928,42 | 128 | 7.481,60 | 22 | 1.006,94 | 1.127 | 153.416,96 | 361 |

(Continúa al dorso)

| CC.AA. Y/O PROVINCIAS | NÚMERO DE BENEFICIARIOS DISTINTOS | SGIM | | SATP | | SMGT | | T O T A L | | ASPF |
|-----------------------------|---|---------------------------|---------------------|---------------------------|-------------------|---------------------------|-------------------|---------------------------|---------------------|---------------------------|
| | | NÚMERO DE PRESTACIONES | IMPORTE BRUTO | NÚMERO DE PRESTACIONES | IMPORTE BRUTO | NÚMERO DE PRESTACIONES | IMPORTE BRUTO | NÚMERO DE PRESTACIONES | IMPORTE BRUTO | NÚMERO DE PRESTACIONES |
| CATALUNYA | 5.798 | 3.688 | 574.156,05 | 347 | 21.217,35 | 400 | 19.068,90 | 4.435 | 614.442,30 | 2.046 |
| BARCELONA | 4.170 | 2.559 | 395.999,13 | 191 | 11.806,90 | 227 | 10.698,61 | 2.977 | 418.504,64 | 1.571 |
| GIRONA | 436 | 324 | 51.004,12 | 38 | 2.513,35 | 37 | 1.919,53 | 399 | 55.437,00 | 103 |
| LLEIDA | 486 | 342 | 53.234,78 | 75 | 4.383,75 | 69 | 3.158,13 | 486 | 60.776,66 | 137 |
| TARRAGONA | 706 | 463 | 73.918,02 | 43 | 2.513,35 | 67 | 3.292,63 | 573 | 79.724,00 | 235 |
| COMUNIDAD VALENCIANA | 5.936 | 4.531 | 677.119,29 | 456 | 27.529,95 | 422 | 19.763,03 | 5.409 | 724.412,27 | 1.253 |
| ALICANTE | 3.714 | 2.933 | 434.838,69 | 108 | 6.312,60 | 263 | 12.033,52 | 3.304 | 453.184,81 | 741 |
| CASTELLÓN | 684 | 497 | 74.047,22 | 65 | 3.799,25 | 40 | 1.830,80 | 602 | 79.677,27 | 156 |
| VALENCIA | 1.538 | 1.101 | 168.233,38 | 283 | 17.418,10 | 119 | 5.898,71 | 1.503 | 191.550,19 | 356 |
| EXTREMADURA | 4.932 | 2.990 | 445.416,90 | 347 | 20.282,15 | 381 | 17.484,14 | 3.718 | 483.183,19 | 1.687 |
| BADAJOS | 3.283 | 1.557 | 231.224,32 | 199 | 11.631,55 | 235 | 10.755,95 | 1.991 | 253.611,82 | 1.576 |
| CÁCERES | 1.649 | 1.433 | 214.192,58 | 148 | 8.650,60 | 146 | 6.728,19 | 1.727 | 229.571,37 | 111 |
| GALICIA | 3.172 | 1.813 | 270.086,34 | 336 | 19.639,20 | 306 | 14.625,86 | 2.455 | 304.351,40 | 1.259 |
| A CORUÑA | 1.232 | 695 | 104.241,91 | 160 | 9.352,00 | 193 | 9.453,85 | 1.048 | 123.047,76 | 411 |
| LUGO | 154 | 107 | 15.728,25 | 24 | 1.402,80 | 23 | 1.052,71 | 154 | 18.183,76 | 34 |
| OURENSE | 401 | 201 | 29.891,13 | 16 | 935,20 | 4 | 183,08 | 221 | 31.009,41 | 202 |
| PONTEVEDRA | 1.385 | 810 | 120.225,05 | 136 | 7.949,20 | 86 | 3.936,22 | 1.032 | 132.110,47 | 612 |
| MADRID | 5.043 | 2.499 | 375.391,77 | 391 | 22.838,46 | 281 | 13.044,45 | 3.171 | 411.274,68 | 2.582 |
| MURCIA | 7.908 | 5.888 | 874.345,67 | 413 | 24.139,80 | 389 | 17.804,53 | 6.690 | 916.290,00 | 1.782 |
| NAVARRA | 539 | 458 | 68.414,74 | 101 | 6.027,97 | 27 | 1.231,80 | 586 | 75.674,51 | 56 |
| PAÍS VASCO | 1.030 | 898 | 134.068,77 | 110 | 6.427,50 | 40 | 1.830,80 | 1.048 | 142.327,07 | 308 |
| ÁLAVA | 105 | 98 | 14.686,28 | 24 | 1.402,80 | 4 | 183,08 | 126 | 16.272,16 | 69 |
| GUIPÚZCOA | 327 | 307 | 45.687,63 | 32 | 1.870,40 | 15 | 686,55 | 354 | 48.244,58 | 148 |
| VIZCAYA | 598 | 493 | 73.694,86 | 54 | 3.154,30 | 21 | 961,17 | 568 | 77.810,33 | 91 |
| LA RIOJA | 394 | 293 | 43.633,79 | 29 | 1.695,05 | 11 | 503,47 | 333 | 45.832,31 | 96 |
| CEUTA | 368 | 224 | 33.568,64 | 35 | 2.045,75 | 129 | 5.950,10 | 388 | 41.564,49 | 85 |
| MELILLA | 566 | 257 | 38.514,02 | 41 | 2.396,45 | 312 | 14.463,32 | 610 | 55.373,79 | 29 |
| TOTAL ESTADO | 65.969 | 45.509 | 6.817.250,50 | 6.208 | 367.488,58 | 4.411 | 205.609,18 | 56.128 | 7.390.348,26 | 18.844 |

2b PRESTACIONES LISMI: DATOS DE LA GESTIÓN MENSUAL Y ANUAL

PRESTACIONES DEL REAL DECRETO 383/1984, DE 1 DE JULIO (LISMI) DATOS DE GESTIÓN CORRESPONDIENTES AL MES DE MAYO DE 2005

| CC.AA. Y/O PROVINCIAS | SUBSIDIO DE MOVILIDAD Y COMPENSACIÓN PARA | | | | | | ASISTENCIA SANITARIA Y PRESTACIÓN FARMACÉUTICA | | | | | | TOTAL PRESTACIONES | | | | | |
|-----------------------------|---|---------------------------------|-------|---------------------|------------------|-------------------|--|-------|---------------------|------------------|-------------------|-----------|--------------------|---------------------|----|------------------|--------|----|
| | PTES. MES ANT. | GASTOS DE TRANSPORTE (S.M.G.T.) | | | PTES. FIN MES | PTES. MES ANT. | PARA MINUSVÁLIDOS (A.S.P.F.) | | | PTES. FIN MES | PTES. MES ANT. | L I S M I | | | | PTES. FIN MES | | |
| | | SOLC. | REST. | APRB. (nº y % C.R.) | | | SOLC. | REST. | APRB. (nº y % C.R.) | | | SOLC. | REST. | APRB. (nº y % C.R.) | | | | |
| ANDALUCÍA | 22 | 11 | 5 | 2 | 40,00 | 28 | 20 | 10 | 8 | 2 | 25,00 | 22 | 42 | 21 | 13 | 4 | 30,77 | 50 |
| ALMERÍA | 4 | 1 | 1 | 1 | 100,00 | 4 | 2 | 0 | 1 | 1 | 100,00 | 1 | 6 | 1 | 2 | 2 | 100,00 | 5 |
| CÁDIZ | 7 | 1 | 0 | 0 | - | 8 | 0 | 0 | 0 | 0 | - | 0 | 7 | 1 | 0 | 0 | - | 8 |
| CÓRDOBA | 0 | 0 | 0 | 0 | - | 0 | 2 | 0 | 0 | 0 | - | 2 | 2 | 0 | 0 | 0 | - | 2 |
| GRANADA | 6 | 3 | 1 | 0 | - | 8 | 6 | 4 | 2 | 0 | - | 8 | 12 | 7 | 3 | 0 | - | 16 |
| HUELVA | 1 | 0 | 0 | 0 | - | 1 | 2 | 1 | 0 | 0 | - | 3 | 3 | 1 | 0 | 0 | - | 4 |
| JAÉN | 0 | 1 | 0 | 0 | - | 1 | 0 | 1 | 1 | 0 | - | 0 | 0 | 2 | 1 | 0 | - | 1 |
| MÁLAGA | 3 | 3 | 1 | 1 | 100,00 | 5 | 7 | 4 | 4 | 1 | 25,00 | 7 | 10 | 7 | 5 | 2 | 40,00 | 12 |
| SEVILLA | 1 | 2 | 2 | 0 | - | 1 | 1 | 0 | 0 | 0 | - | 1 | 2 | 2 | 2 | 0 | - | 2 |
| ARAGÓN | 0 | 0 | 0 | 0 | - | 0 | 2 | 1 | 1 | 1 | 100,00 | 2 | 2 | 1 | 1 | 1 | 100,00 | 2 |
| HUESCA | 0 | 0 | 0 | 0 | - | 0 | 0 | 1 | 1 | 1 | 100,00 | 0 | 0 | 1 | 1 | 1 | 100,00 | 0 |
| TERUEL | 0 | 0 | 0 | 0 | - | 0 | 0 | 0 | 0 | 0 | - | 0 | 0 | 0 | 0 | 0 | - | 0 |
| ZARAGOZA | 0 | 0 | 0 | 0 | - | 0 | 2 | 0 | 0 | 0 | - | 2 | 2 | 0 | 0 | 0 | - | 2 |
| ASTURIAS | 5 | 0 | 1 | 0 | - | 4 | 5 | 1 | 0 | 0 | - | 6 | 10 | 1 | 1 | 0 | - | 10 |
| ILLES BALEARS | 0 | 0 | 0 | 0 | - | 0 | 0 | 0 | 0 | 0 | - | 0 | 0 | 0 | 0 | 0 | - | 0 |
| CANARIAS | 9 | 3 | 2 | 2 | 100,00 | 10 | 3 | 0 | 0 | 0 | - | 3 | 12 | 3 | 2 | 2 | 100,00 | 13 |
| LAS PALMAS | 8 | 3 | 1 | 1 | 100,00 | 10 | 0 | 0 | 0 | 0 | - | 0 | 8 | 3 | 1 | 1 | 100,00 | 10 |
| S.C. TENERIFE | 1 | 0 | 1 | 1 | 100,00 | 0 | 3 | 0 | 0 | 0 | - | 3 | 4 | 0 | 1 | 1 | 100,00 | 3 |
| CANTABRIA | 0 | 0 | 0 | 0 | - | 0 | 0 | 0 | 0 | 0 | - | 0 | 0 | 0 | 0 | 0 | - | 0 |
| CASTILLA Y LEÓN | 4 | 0 | 2 | 1 | 50,00 | 2 | 1 | 1 | 2 | 2 | 100,00 | 0 | 5 | 1 | 4 | 3 | 75,00 | 2 |
| ÁVILA | 1 | 0 | 1 | 1 | 100,00 | 0 | 0 | 0 | 0 | 0 | - | 0 | 1 | 0 | 1 | 1 | 100,00 | 0 |
| BURGOS | 2 | 0 | 1 | 0 | - | 1 | 1 | 0 | 1 | 1 | 100,00 | 0 | 3 | 0 | 2 | 1 | 50,00 | 1 |
| LEÓN | 0 | 0 | 0 | 0 | - | 0 | 0 | 0 | 0 | 0 | - | 0 | 0 | 0 | 0 | 0 | - | 0 |
| PALENCIA | 0 | 0 | 0 | 0 | - | 0 | 0 | 0 | 0 | 0 | - | 0 | 0 | 0 | 0 | 0 | - | 0 |
| SALAMANCA | 0 | 0 | 0 | 0 | - | 0 | 0 | 1 | 1 | 1 | 100,00 | 0 | 0 | 1 | 1 | 1 | 100,00 | 0 |
| SEGOVIA | 1 | 0 | 0 | 0 | - | 1 | 0 | 0 | 0 | 0 | - | 0 | 1 | 0 | 0 | 0 | - | 1 |
| SORIA | 0 | 0 | 0 | 0 | - | 0 | 0 | 0 | 0 | 0 | - | 0 | 0 | 0 | 0 | 0 | - | 0 |
| VALLADOLID | 0 | 0 | 0 | 0 | - | 0 | 0 | 0 | 0 | 0 | - | 0 | 0 | 0 | 0 | 0 | - | 0 |
| ZAMORA | 0 | 0 | 0 | 0 | - | 0 | 0 | 0 | 0 | 0 | - | 0 | 0 | 0 | 0 | 0 | - | 0 |
| CASTILLA-LA MANCHA | 1 | 1 | 0 | 0 | - | 2 | 0 | 0 | 0 | 0 | - | 0 | 1 | 1 | 0 | 0 | - | 2 |
| ALBACETE | 0 | 0 | 0 | 0 | - | 0 | 0 | 0 | 0 | 0 | - | 0 | 0 | 0 | 0 | 0 | - | 0 |
| CIUDAD REAL | 0 | 0 | 0 | 0 | - | 0 | 0 | 0 | 0 | 0 | - | 0 | 0 | 0 | 0 | 0 | - | 0 |
| CUENCA | 1 | 1 | 0 | 0 | - | 2 | 0 | 0 | 0 | 0 | - | 0 | 1 | 1 | 0 | 0 | - | 2 |
| GUADALAJARA | 0 | 0 | 0 | 0 | - | 0 | 0 | 0 | 0 | 0 | - | 0 | 0 | 0 | 0 | 0 | - | 0 |
| TOLEDO | 0 | 0 | 0 | 0 | - | 0 | 0 | 0 | 0 | 0 | - | 0 | 0 | 0 | 0 | 0 | - | 0 |

(Continúa al dorso)

| CC.AA. Y/O PROVINCIAS | SUBSIDIO DE MOVILIDAD Y COMPENSACIÓN PARA | | | | | | ASISTENCIA SANITARIA Y PRESTACIÓN FARMACÉUTICA | | | | | | TOTAL PRESTACIONES | | | | | |
|-----------------------------|---|---------------------------------|-------|---------------------|--------|---------------|--|------------------------------|-------|---------------------|--------|---------------|--------------------|-----------|-------|---------------------|--------|---------------|
| | PTE. AÑO ANT. | GASTOS DE TRANSPORTE (S.M.G.T.) | | | | PTE. FINAL | PTE. AÑO ANT. | PARA MINUSVÁLIDOS (A.S.P.F.) | | | | PTE. FINAL | PTE. AÑO ANT. | L I S M I | | | | PTE. FINAL |
| | | SOLC. | REST. | APRB. (nº y % C.R.) | | | | SOLC. | REST. | APRB. (nº y % C.R.) | | | | SOLC. | REST. | APRB. (nº y % C.R.) | | |
| CATALUNYA | 5 | 4 | 2 | 2 | 100,00 | 7 | 1 | 1 | 1 | 1 | 100,00 | 1 | 6 | 5 | 3 | 3 | 100,00 | 8 |
| BARCELONA | 5 | 0 | 2 | 2 | 100,00 | 3 | 1 | 1 | 1 | 1 | 100,00 | 1 | 6 | 1 | 3 | 3 | 100,00 | 4 |
| GIRONA | 0 | 4 | 0 | 0 | - | 4 | 0 | 0 | 0 | 0 | - | 0 | 0 | 4 | 0 | 0 | - | 4 |
| LLEIDA | 0 | 0 | 0 | 0 | - | 0 | 0 | 0 | 0 | 0 | - | 0 | 0 | 0 | 0 | 0 | - | 0 |
| TARRAGONA | 0 | 0 | 0 | 0 | - | 0 | 0 | 0 | 0 | 0 | - | 0 | 0 | 0 | 0 | 0 | - | 0 |
| COMUNIDAD VALENCIANA | 68 | 91 | 0 | 0 | - | 159 | 0 | 0 | 0 | 0 | - | 0 | 68 | 91 | 0 | 0 | - | 159 |
| ALICANTE | 63 | 91 | 0 | 0 | - | 154 | 0 | 0 | 0 | 0 | - | 0 | 63 | 91 | 0 | 0 | - | 154 |
| CASTELLÓN | 0 | 0 | 0 | 0 | - | 0 | 0 | 0 | 0 | 0 | - | 0 | 0 | 0 | 0 | 0 | - | 0 |
| VALENCIA | 5 | 0 | 0 | 0 | - | 5 | 0 | 0 | 0 | 0 | - | 0 | 5 | 0 | 0 | 0 | - | 5 |
| EXTREMADURA | 1 | 0 | 0 | 0 | - | 1 | 1 | 0 | 1 | 1 | 100,00 | 0 | 2 | 0 | 1 | 1 | 100,00 | 1 |
| BADAJOS | 0 | 0 | 0 | 0 | - | 0 | 1 | 0 | 1 | 1 | 100,00 | 0 | 1 | 0 | 1 | 1 | 100,00 | 0 |
| CÁCERES | 1 | 0 | 0 | 0 | - | 1 | 0 | 0 | 0 | 0 | - | 0 | 1 | 0 | 0 | 0 | - | 1 |
| GALICIA | 6 | 2 | 3 | 0 | - | 5 | 6 | 3 | 3 | 2 | 66,67 | 6 | 12 | 5 | 6 | 2 | 33,33 | 11 |
| A CORUÑA | 5 | 1 | 2 | 0 | - | 4 | 4 | 0 | 0 | 0 | - | 4 | 9 | 1 | 2 | 0 | - | 8 |
| LUGO | 0 | 0 | 0 | 0 | - | 0 | 0 | 0 | 0 | 0 | - | 0 | 0 | 0 | 0 | 0 | - | 0 |
| OURENSE | 1 | 0 | 1 | 0 | - | 0 | 1 | 2 | 2 | 1 | 50,00 | 1 | 2 | 2 | 3 | 1 | 33,33 | 1 |
| PONTEVEDRA | 0 | 1 | 0 | 0 | - | 1 | 1 | 1 | 1 | 1 | 100,00 | 1 | 1 | 2 | 1 | 1 | 100,00 | 2 |
| MADRID | 9 | 3 | 6 | 0 | - | 6 | 10 | 0 | 5 | 0 | - | 5 | 19 | 3 | 11 | 0 | - | 11 |
| MURCIA | 12 | 1 | 0 | 0 | - | 13 | 1 | 0 | 0 | 0 | - | 1 | 13 | 1 | 0 | 0 | - | 14 |
| NAVARRA | 0 | 0 | 0 | 0 | - | 0 | 0 | 3 | 2 | 2 | 100,00 | 1 | 0 | 3 | 2 | 2 | 100,00 | 1 |
| PAÍS VASCO | 1 | 1 | 0 | 0 | - | 2 | 12 | 1 | 4 | 3 | 75,00 | 9 | 13 | 2 | 4 | 3 | 75,00 | 11 |
| ÁLAVA | 0 | 0 | 0 | 0 | - | 0 | 0 | 0 | 0 | 0 | - | 0 | 0 | 0 | 0 | 0 | - | 0 |
| GUIPÚZCOA | 1 | 1 | 0 | 0 | - | 2 | 10 | 1 | 3 | 3 | 100,00 | 8 | 11 | 2 | 3 | 3 | 100,00 | 10 |
| VIZCAYA | 0 | 0 | 0 | 0 | - | 0 | 2 | 0 | 1 | 0 | - | 1 | 2 | 0 | 1 | 0 | - | 1 |
| LA RIOJA | 0 | 0 | 0 | 0 | - | 0 | 0 | 0 | 0 | 0 | - | 0 | 0 | 0 | 0 | 0 | - | 0 |
| CEUTA | 3 | 1 | 4 | 3 | 75,00 | 0 | 0 | 0 | 0 | 0 | - | 0 | 3 | 1 | 4 | 3 | 75,00 | 0 |
| MELILLA | 18 | 1 | 14 | 8 | 57,14 | 5 | 1 | 0 | 0 | 0 | - | 1 | 19 | 1 | 14 | 8 | 57,14 | 6 |

| | | | | | | | | | | | | | | | | | | |
|---------------------|-----|-----|----|----|-------|-----|----|----|----|----|-------|----|-----|-----|----|----|-------|-----|
| TOTAL ESTADO | 164 | 119 | 39 | 18 | 46,15 | 244 | 63 | 21 | 27 | 14 | 51,85 | 57 | 227 | 140 | 66 | 32 | 48,48 | 301 |
|---------------------|-----|-----|----|----|-------|-----|----|----|----|----|-------|----|-----|-----|----|----|-------|-----|

PRESTACIONES DEL REAL DECRETO 383/1984, DE 1 DE JULIO (LISMI) DATOS DE GESTIÓN CORRESPONDIENTES AL AÑO 2005 HASTA MAYO

| CC.AA. Y/O PROVINCIAS | SUBSIDIO DE MOVILIDAD Y COMPENSACIÓN PARA | | | | | | ASISTENCIA SANITARIA Y PRESTACIÓN FARMACÉUTICA | | | | | | TOTAL PRESTACIONES | | | | | |
|-------------------------------------|---|---------------------------------|-------|---------------------|---------------|------------------|--|-------|---------------------|---------------|------------------|-----------|--------------------|---------------------|---------------|----|--------|----|
| | PTE. AÑO ANT. | GASTOS DE TRANSPORTE (S.M.G.T.) | | | PTE. FINAL | PTE. AÑO ANT. | PARA MINUSVÁLIDOS (A.S.P.F.) | | | PTE. FINAL | PTE. AÑO ANT. | L I S M I | | | PTE. FINAL | | | |
| | | SOLC. | REST. | APRB. (nº y % C.R.) | | | SOLC. | REST. | APRB. (nº y % C.R.) | | | SOLC. | REST. | APRB. (nº y % C.R.) | | | | |
| ANDALUCÍA | 17 | 41 | 30 | 7 | 23,33 | 28 | 10 | 37 | 25 | 8 | 32,00 | 22 | 27 | 78 | 55 | 15 | 27,27 | 50 |
| ALMERÍA | 0 | 5 | 1 | 1 | 100,00 | 4 | 0 | 2 | 1 | 1 | 100,00 | 1 | 0 | 7 | 2 | 2 | 100,00 | 5 |
| CÁDIZ | 7 | 6 | 5 | 2 | 40,00 | 8 | 1 | 4 | 5 | 0 | - | 0 | 8 | 10 | 10 | 2 | 20,00 | 8 |
| CÓRDOBA | 1 | 0 | 1 | 0 | - | 0 | 0 | 2 | 0 | 0 | - | 2 | 1 | 2 | 1 | 0 | - | 2 |
| GRANADA | 0 | 9 | 1 | 0 | - | 8 | 0 | 14 | 6 | 2 | 33,33 | 8 | 0 | 23 | 7 | 2 | 28,57 | 16 |
| HUELVA | 3 | 2 | 4 | 0 | - | 1 | 1 | 4 | 2 | 1 | 50,00 | 3 | 4 | 6 | 6 | 1 | 16,67 | 4 |
| JAÉN | 1 | 3 | 3 | 1 | 33,33 | 1 | 1 | 1 | 2 | 1 | 50,00 | 0 | 2 | 4 | 5 | 2 | 40,00 | 1 |
| MÁLAGA | 5 | 6 | 6 | 3 | 50,00 | 5 | 7 | 8 | 8 | 3 | 37,50 | 7 | 12 | 14 | 14 | 6 | 42,86 | 12 |
| SEVILLA | 0 | 10 | 9 | 0 | - | 1 | 0 | 2 | 1 | 0 | - | 1 | 0 | 12 | 10 | 0 | - | 2 |
| ARAGÓN | 0 | 2 | 2 | 0 | - | 0 | 4 | 10 | 12 | 6 | 50,00 | 2 | 4 | 12 | 14 | 6 | 42,86 | 2 |
| HUESCA | 0 | 0 | 0 | 0 | - | 0 | 2 | 3 | 5 | 4 | 80,00 | 0 | 2 | 3 | 5 | 4 | 80,00 | 0 |
| TERUEL | 0 | 0 | 0 | 0 | - | 0 | 0 | 0 | 0 | 0 | - | 0 | 0 | 0 | 0 | 0 | - | 0 |
| ZARAGOZA | 0 | 2 | 2 | 0 | - | 0 | 2 | 7 | 7 | 2 | 28,57 | 2 | 2 | 9 | 9 | 2 | 22,22 | 2 |
| ASTURIAS | 1 | 5 | 2 | 0 | - | 4 | 1 | 7 | 2 | 1 | 50,00 | 6 | 2 | 12 | 4 | 1 | 25,00 | 10 |
| ILLES BALEARS | 0 | 0 | 0 | 0 | - | 0 | 0 | 0 | 0 | 0 | - | 0 | 0 | 0 | 0 | 0 | - | 0 |
| CANARIAS | 9 | 5 | 4 | 3 | 75,00 | 10 | 0 | 4 | 1 | 1 | 100,00 | 3 | 9 | 9 | 5 | 4 | 80,00 | 13 |
| LAS PALMAS | 8 | 5 | 3 | 2 | 66,67 | 10 | 0 | 1 | 1 | 1 | 100,00 | 0 | 8 | 6 | 4 | 3 | 75,00 | 10 |
| S.C. TENERIFE | 1 | 0 | 1 | 1 | 100,00 | 0 | 0 | 3 | 0 | 0 | - | 3 | 1 | 3 | 1 | 1 | 100,00 | 3 |
| CANTABRIA | 0 | 0 | 0 | 0 | - | 0 | 0 | 0 | 0 | 0 | - | 0 | 0 | 0 | 0 | 0 | - | 0 |
| CASTILLA Y LEÓN | 3 | 10 | 11 | 6 | 54,55 | 2 | 1 | 4 | 5 | 3 | 60,00 | 0 | 4 | 14 | 16 | 9 | 56,25 | 2 |
| ÁVILA | 1 | 4 | 5 | 4 | 80,00 | 0 | 0 | 0 | 0 | 0 | - | 0 | 1 | 4 | 5 | 4 | 80,00 | 0 |
| BURGOS | 1 | 2 | 2 | 0 | - | 1 | 0 | 2 | 2 | 1 | 50,00 | 0 | 1 | 4 | 4 | 1 | 25,00 | 1 |
| LEÓN | 0 | 2 | 2 | 0 | - | 0 | 0 | 0 | 0 | 0 | - | 0 | 0 | 2 | 2 | 0 | - | 0 |
| PALENCIA | 0 | 0 | 0 | 0 | - | 0 | 0 | 0 | 0 | 0 | - | 0 | 0 | 0 | 0 | 0 | - | 0 |
| SALAMANCA | 0 | 1 | 1 | 1 | 100,00 | 0 | 1 | 2 | 3 | 2 | 66,67 | 0 | 1 | 3 | 4 | 3 | 75,00 | 0 |
| SEGOVIA | 1 | 0 | 0 | 0 | - | 1 | 0 | 0 | 0 | 0 | - | 0 | 1 | 0 | 0 | 0 | - | 1 |
| SORIA | 0 | 0 | 0 | 0 | - | 0 | 0 | 0 | 0 | 0 | - | 0 | 0 | 0 | 0 | 0 | - | 0 |
| VALLADOLID | 0 | 0 | 0 | 0 | - | 0 | 0 | 0 | 0 | 0 | - | 0 | 0 | 0 | 0 | 0 | - | 0 |
| ZAMORA | 0 | 1 | 1 | 1 | 100,00 | 0 | 0 | 0 | 0 | 0 | - | 0 | 0 | 1 | 1 | 1 | 100,00 | 0 |
| CASTILLA-LA MANCHA | 0 | 2 | 0 | 0 | - | 2 | 0 | 0 | 0 | 0 | - | 0 | 0 | 2 | 0 | 0 | - | 2 |
| ALBACETE | 0 | 0 | 0 | 0 | - | 0 | 0 | 0 | 0 | 0 | - | 0 | 0 | 0 | 0 | 0 | - | 0 |
| CIUDAD REAL | 0 | 0 | 0 | 0 | - | 0 | 0 | 0 | 0 | 0 | - | 0 | 0 | 0 | 0 | 0 | - | 0 |
| CUENCA | 0 | 2 | 0 | 0 | - | 2 | 0 | 0 | 0 | 0 | - | 0 | 0 | 2 | 0 | 0 | - | 2 |
| GUADALAJARA | 0 | 0 | 0 | 0 | - | 0 | 0 | 0 | 0 | 0 | - | 0 | 0 | 0 | 0 | 0 | - | 0 |
| TOLEDO | 0 | 0 | 0 | 0 | - | 0 | 0 | 0 | 0 | 0 | - | 0 | 0 | 0 | 0 | 0 | - | 0 |

(Continúa al dorso)

| CC.AA. Y/O PROVINCIAS | SUBSIDIO DE MOVILIDAD Y COMPENSACIÓN PARA | | | | | | ASISTENCIA SANITARIA Y PRESTACIÓN FARMACÉUTICA | | | | | | TOTAL PRESTACIONES | | | | | |
|-----------------------------|---|---------------------------------|-------|---------------------|--------|---------------|--|------------------------------|-------|---------------------|--------|---------------|--------------------|-----------|-------|---------------------|--------|---------------|
| | PTE. AÑO ANT. | GASTOS DE TRANSPORTE (S.M.G.T.) | | | | PTE. FINAL | PTE. AÑO ANT. | PARA MINUSVÁLIDOS (A.S.P.F.) | | | | PTE. FINAL | PTE. AÑO ANT. | L I S M I | | | | PTE. FINAL |
| | | SOLC. | REST. | APRB. (nº y % C.R.) | | | | SOLC. | REST. | APRB. (nº y % C.R.) | | | | SOLC. | REST. | APRB. (nº y % C.R.) | | |
| CATALUNYA | 14 | 7 | 14 | 13 | 92,86 | 7 | 3 | 2 | 4 | 2 | 50,00 | 1 | 17 | 9 | 18 | 15 | 83,33 | 8 |
| BARCELONA | 14 | 3 | 14 | 13 | 92,86 | 3 | 2 | 2 | 3 | 2 | 66,67 | 1 | 16 | 5 | 17 | 15 | 88,24 | 4 |
| GIRONA | 0 | 4 | 0 | 0 | - | 4 | 0 | 0 | 0 | 0 | - | 0 | 0 | 4 | 0 | 0 | - | 4 |
| LLEIDA | 0 | 0 | 0 | 0 | - | 0 | 0 | 0 | 0 | 0 | - | 0 | 0 | 0 | 0 | 0 | - | 0 |
| TARRAGONA | 0 | 0 | 0 | 0 | - | 0 | 1 | 0 | 1 | 0 | - | 0 | 1 | 0 | 1 | 0 | - | 0 |
| COMUNIDAD VALENCIANA | 101 | 114 | 56 | 3 | 5,36 | 159 | 0 | 1 | 1 | 0 | - | 0 | 101 | 115 | 57 | 3 | 5,26 | 159 |
| ALICANTE | 97 | 108 | 51 | 2 | 3,92 | 154 | 0 | 0 | 0 | 0 | - | 0 | 97 | 108 | 51 | 2 | 3,92 | 154 |
| CASTELLÓN | 0 | 0 | 0 | 0 | - | 0 | 0 | 0 | 0 | 0 | - | 0 | 0 | 0 | 0 | 0 | - | 0 |
| VALENCIA | 4 | 6 | 5 | 1 | 20,00 | 5 | 0 | 1 | 1 | 0 | - | 0 | 4 | 7 | 6 | 1 | 16,67 | 5 |
| EXTREMADURA | 4 | 2 | 5 | 0 | - | 1 | 1 | 3 | 4 | 3 | 75,00 | 0 | 5 | 5 | 9 | 3 | 33,33 | 1 |
| BADAJOS | 4 | 0 | 4 | 0 | - | 0 | 1 | 2 | 3 | 3 | 100,00 | 0 | 5 | 2 | 7 | 3 | 42,86 | 0 |
| CÁCERES | 0 | 2 | 1 | 0 | - | 1 | 0 | 1 | 1 | 0 | - | 0 | 0 | 3 | 2 | 0 | - | 1 |
| GALICIA | 5 | 16 | 16 | 2 | 12,50 | 5 | 3 | 21 | 18 | 12 | 66,67 | 6 | 8 | 37 | 34 | 14 | 41,18 | 11 |
| A CORUÑA | 4 | 11 | 11 | 1 | 9,09 | 4 | 2 | 3 | 1 | 0 | - | 4 | 6 | 14 | 12 | 1 | 8,33 | 8 |
| LUGO | 0 | 0 | 0 | 0 | - | 0 | 0 | 2 | 2 | 2 | 100,00 | 0 | 0 | 2 | 2 | 2 | 100,00 | 0 |
| OURENSE | 1 | 2 | 3 | 0 | - | 0 | 0 | 7 | 6 | 3 | 50,00 | 1 | 1 | 9 | 9 | 3 | 33,33 | 1 |
| PONTEVEDRA | 0 | 3 | 2 | 1 | 50,00 | 1 | 1 | 9 | 9 | 7 | 77,78 | 1 | 1 | 12 | 11 | 8 | 72,73 | 2 |
| MADRID | 13 | 9 | 16 | 0 | - | 6 | 6 | 6 | 7 | 0 | - | 5 | 19 | 15 | 23 | 0 | - | 11 |
| MURCIA | 10 | 9 | 6 | 1 | 16,67 | 13 | 5 | 3 | 7 | 1 | 14,29 | 1 | 15 | 12 | 13 | 2 | 15,38 | 14 |
| NAVARRA | 0 | 0 | 0 | 0 | - | 0 | 0 | 3 | 2 | 2 | 100,00 | 1 | 0 | 3 | 2 | 2 | 100,00 | 1 |
| PAIS VASCO | 1 | 2 | 1 | 1 | 100,00 | 2 | 7 | 11 | 9 | 6 | 66,67 | 9 | 8 | 13 | 10 | 7 | 70,00 | 11 |
| ÁLAVA | 0 | 0 | 0 | 0 | - | 0 | 0 | 1 | 1 | 1 | 100,00 | 0 | 0 | 1 | 1 | 1 | 100,00 | 0 |
| GUIPÚZCOA | 1 | 2 | 1 | 1 | 100,00 | 2 | 6 | 7 | 5 | 5 | 100,00 | 8 | 7 | 9 | 6 | 6 | 100,00 | 10 |
| VIZCAYA | 0 | 0 | 0 | 0 | - | 0 | 1 | 3 | 3 | 0 | - | 1 | 1 | 3 | 3 | 0 | - | 1 |
| LA RIOJA | 0 | 0 | 0 | 0 | - | 0 | 0 | 0 | 0 | 0 | - | 0 | 0 | 0 | 0 | 0 | - | 0 |
| CEUTA | 5 | 9 | 14 | 9 | 64,29 | 0 | 2 | 2 | 4 | 4 | 100,00 | 0 | 7 | 11 | 18 | 13 | 72,22 | 0 |
| MELILLA | 8 | 38 | 41 | 22 | 53,66 | 5 | 0 | 1 | 0 | 0 | - | 1 | 8 | 39 | 41 | 22 | 53,66 | 6 |

| | | | | | | | | | | | | | | | | | | |
|---------------------|-----|-----|-----|----|-------|-----|----|-----|-----|----|-------|----|-----|-----|-----|-----|-------|-----|
| TOTAL ESTADO | 191 | 271 | 218 | 67 | 30,73 | 244 | 43 | 115 | 101 | 49 | 48,51 | 57 | 234 | 386 | 319 | 116 | 36,36 | 301 |
|---------------------|-----|-----|-----|----|-------|-----|----|-----|-----|----|-------|----|-----|-----|-----|-----|-------|-----|

2c REVISIONES DE OFICIO E INSTANCIA DE PARTE: DATOS DE LA GESTIÓN MENSUAL Y ANUAL

**PRESTACIONES DEL REAL DECRETO 383/1984, DE 1 DE FEBRERO (LISMI)
REVISIONES DE OFICIO E INSTANCIA DE PARTE EFECTUADAS DE SGIM
DATOS DE GESTIÓN CORRESPONDIENTES AL MES DE MAYO DE 2005**

| CC.AA. Y/O PROVINCIAS | REVISIONES EFECTUADAS | | | | CAUSAS DE EXTINCIÓN DEL DERECHO | | | | | | |
|-------------------------------------|--------------------------|--------------------------|--------------|----------|---------------------------------|-------------------------|--------------------------------|---------------------------|---------------|-----------------------|------------|
| | Modifica. Cuantía | Extinción Derecho | Suspensión | | TOTAL | Recursos Propios | Prestación Incompatible | Pérdida Residencia | Fallecimiento | Grado y Baremo | TOTAL |
| | | | Act. Laboral | Otras | | | | | | | |
| ANDALUCÍA | 1 | 118 | 1 | 0 | 120 | 66 | 18 | 0 | 34 | 0 | 118 |
| ALMERÍA | 0 | 35 | 0 | 0 | 35 | 23 | 2 | 0 | 10 | 0 | 35 |
| CÁDIZ | 0 | 5 | 1 | 0 | 6 | 1 | 0 | 0 | 4 | 0 | 5 |
| CÓRDOBA | 0 | 5 | 0 | 0 | 5 | 2 | 3 | 0 | 0 | 0 | 5 |
| GRANADA | 0 | 6 | 0 | 0 | 6 | 0 | 5 | 0 | 1 | 0 | 6 |
| HUELVA | 0 | 6 | 0 | 0 | 6 | 1 | 0 | 0 | 5 | 0 | 6 |
| JAÉN | 0 | 6 | 0 | 0 | 6 | 6 | 0 | 0 | 0 | 0 | 6 |
| MÁLAGA | 1 | 50 | 0 | 0 | 51 | 29 | 7 | 0 | 14 | 0 | 50 |
| SEVILLA | 0 | 5 | 0 | 0 | 5 | 4 | 1 | 0 | 0 | 0 | 5 |
| ARAGÓN | 0 | 9 | 0 | 0 | 9 | 0 | 7 | 1 | 1 | 0 | 9 |
| HUESCA | 0 | 8 | 0 | 0 | 8 | 0 | 7 | 0 | 1 | 0 | 8 |
| TERUEL | 0 | 1 | 0 | 0 | 1 | 0 | 0 | 1 | 0 | 0 | 1 |
| ZARAGOZA | 0 | 0 | 0 | 0 | 0 | 0 | 0 | 0 | 0 | 0 | 0 |
| ASTURIAS | 1 | 25 | 0 | 0 | 26 | 0 | 17 | 0 | 8 | 0 | 25 |
| ILLES BALEARS | 0 | 6 | 0 | 0 | 6 | 0 | 3 | 0 | 3 | 0 | 6 |
| CANARIAS | 0 | 7 | 0 | 0 | 7 | 0 | 7 | 0 | 0 | 0 | 7 |
| LAS PALMAS | 0 | 1 | 0 | 0 | 1 | 0 | 1 | 0 | 0 | 0 | 1 |
| S.C. TENERIFE | 0 | 6 | 0 | 0 | 6 | 0 | 6 | 0 | 0 | 0 | 6 |
| CANTABRIA | 0 | 0 | 0 | 0 | 0 | 0 | 0 | 0 | 0 | 0 | 0 |
| CASTILLA Y LEÓN | 0 | 35 | 0 | 1 | 36 | 0 | 23 | 0 | 12 | 0 | 35 |
| ÁVILA | 0 | 8 | 0 | 0 | 8 | 0 | 5 | 0 | 3 | 0 | 8 |
| BURGOS | 0 | 4 | 0 | 0 | 4 | 0 | 3 | 0 | 1 | 0 | 4 |
| LEÓN | 0 | 0 | 0 | 0 | 0 | 0 | 0 | 0 | 0 | 0 | 0 |
| PALENCIA | 0 | 0 | 0 | 0 | 0 | 0 | 0 | 0 | 0 | 0 | 0 |
| SALAMANCA | 0 | 12 | 0 | 0 | 12 | 0 | 9 | 0 | 3 | 0 | 12 |
| SEGOVIA | 0 | 2 | 0 | 0 | 2 | 0 | 2 | 0 | 0 | 0 | 2 |
| SORIA | 0 | 5 | 0 | 0 | 5 | 0 | 3 | 0 | 2 | 0 | 5 |
| VALLADOLID | 0 | 0 | 0 | 0 | 0 | 0 | 0 | 0 | 0 | 0 | 0 |
| ZAMORA | 0 | 4 | 0 | 1 | 5 | 0 | 1 | 0 | 3 | 0 | 4 |
| CASTILLA-LA MANCHA | 0 | 0 | 0 | 0 | 0 | 0 | 0 | 0 | 0 | 0 | 0 |
| ALBACETE | 0 | 0 | 0 | 0 | 0 | 0 | 0 | 0 | 0 | 0 | 0 |
| CIUDAD REAL | 0 | 0 | 0 | 0 | 0 | 0 | 0 | 0 | 0 | 0 | 0 |
| CUENCA | 0 | 0 | 0 | 0 | 0 | 0 | 0 | 0 | 0 | 0 | 0 |
| GUADALAJARA | 0 | 0 | 0 | 0 | 0 | 0 | 0 | 0 | 0 | 0 | 0 |
| TOLEDO | 0 | 0 | 0 | 0 | 0 | 0 | 0 | 0 | 0 | 0 | 0 |

(Continúa al dorso)

| CC.AA. Y/O PROVINCIAS | REVISIONES EFECTUADAS | | | | CAUSAS DE EXTINCIÓN DEL DERECHO | | | | | | |
|-----------------------------|-----------------------|----------------------|--------------|-------|---------------------------------|---------------------|----------------------------|-----------------------|---------------|-------------------|-------|
| | Modifica. Cuantía | Extinción Derecho | Suspensión | | TOTAL | Recursos Propios | Prestación Incompatible | Pérdida Residencia | Fallecimiento | Grado y Baremo | TOTAL |
| | | | Act. Laboral | Otras | | | | | | | |
| CATALUNYA | 0 | 0 | 0 | 0 | 0 | 0 | 0 | 0 | 0 | 0 | 0 |
| BARCELONA | 0 | 0 | 0 | 0 | 0 | 0 | 0 | 0 | 0 | 0 | 0 |
| GIRONA | 0 | 0 | 0 | 0 | 0 | 0 | 0 | 0 | 0 | 0 | 0 |
| LLEIDA | 0 | 0 | 0 | 0 | 0 | 0 | 0 | 0 | 0 | 0 | 0 |
| TARRAGONA | 0 | 0 | 0 | 0 | 0 | 0 | 0 | 0 | 0 | 0 | 0 |
| COMUNIDAD VALENCIANA | 0 | 105 | 0 | 0 | 105 | 4 | 68 | 0 | 33 | 0 | 105 |
| ALICANTE | 0 | 91 | 0 | 0 | 91 | 0 | 66 | 0 | 25 | 0 | 91 |
| CASTELLÓN | 0 | 0 | 0 | 0 | 0 | 0 | 0 | 0 | 0 | 0 | 0 |
| VALENCIA | 0 | 14 | 0 | 0 | 14 | 4 | 2 | 0 | 8 | 0 | 14 |
| EXTREMADURA | 0 | 29 | 1 | 2 | 32 | 0 | 14 | 0 | 15 | 0 | 29 |
| BADAJOS | 0 | 0 | 0 | 0 | 0 | 0 | 0 | 0 | 0 | 0 | 0 |
| CÁCERES | 0 | 29 | 1 | 2 | 32 | 0 | 14 | 0 | 15 | 0 | 29 |
| GALICIA | 0 | 27 | 1 | 0 | 28 | 4 | 13 | 0 | 10 | 0 | 27 |
| A CORUÑA | 0 | 0 | 0 | 0 | 0 | 0 | 0 | 0 | 0 | 0 | 0 |
| LUGO | 0 | 0 | 0 | 0 | 0 | 0 | 0 | 0 | 0 | 0 | 0 |
| OURENSE | 0 | 2 | 0 | 0 | 2 | 0 | 1 | 0 | 1 | 0 | 2 |
| PONTEVEDRA | 0 | 25 | 1 | 0 | 26 | 4 | 12 | 0 | 9 | 0 | 25 |
| MADRID | 0 | 39 | 1 | 0 | 40 | 0 | 23 | 0 | 16 | 0 | 39 |
| MURCIA | 1 | 66 | 0 | 0 | 67 | 39 | 7 | 0 | 20 | 0 | 66 |
| NAVARRA | 0 | 3 | 0 | 0 | 3 | 0 | 0 | 0 | 3 | 0 | 3 |
| PAÍS VASCO | 0 | 6 | 0 | 0 | 6 | 0 | 4 | 0 | 2 | 0 | 6 |
| ÁLAVA | 0 | 0 | 0 | 0 | 0 | 0 | 0 | 0 | 0 | 0 | 0 |
| GUIPÚZCOA | 0 | 0 | 0 | 0 | 0 | 0 | 0 | 0 | 0 | 0 | 0 |
| VIZCAYA | 0 | 6 | 0 | 0 | 6 | 0 | 4 | 0 | 2 | 0 | 6 |
| LA RIOJA | 0 | 3 | 0 | 0 | 3 | 0 | 0 | 0 | 3 | 0 | 3 |
| CEUTA | 0 | 3 | 1 | 0 | 4 | 0 | 1 | 1 | 1 | 0 | 3 |
| MELILLA | 0 | 5 | 0 | 2 | 7 | 0 | 3 | 0 | 2 | 0 | 5 |
| TOTAL ESTADO | 3 | 486 | 5 | 5 | 499 | 113 | 208 | 2 | 163 | 0 | 486 |

**PRESTACIONES DEL REAL DECRETO 383/1984, DE 1 DE FEBRERO (LISMI)
REVISIONES DE OFICIO E INSTANCIA DE PARTE EFECTUADAS EN SATP
DATOS DE GESTIÓN CORRESPONDIENTES AL MES DE MAYO DE 2005**

| CC.AA. Y/O PROVINCIAS | REVISIONES EFECTUADAS | | | CAUSAS DE EXTINCIÓN DEL DERECHO | | | | | | | |
|---------------------------------|-----------------------|------------|-----------|---------------------------------|----------------------------|-------------------|-----------------------|---------------|-------------------|--------------|-----------|
| | Extinción Derecho | Suspensión | TOTAL | Recursos Propios | Prestación Incompatible | Ingreso Centro | Pérdida Residencia | Fallecimiento | Grado y Baremo | Alta S.S. | TOTAL |
| ANDALUCÍA | 24 | 0 | 24 | 10 | 3 | 0 | 0 | 11 | 0 | 0 | 24 |
| ALMERÍA | 9 | 0 | 9 | 2 | 0 | 0 | 0 | 7 | 0 | 0 | 9 |
| CÁDIZ | 1 | 0 | 1 | 1 | 0 | 0 | 0 | 0 | 0 | 0 | 1 |
| CÓRDOBA | 3 | 0 | 3 | 1 | 2 | 0 | 0 | 0 | 0 | 0 | 3 |
| GRANADA | 1 | 0 | 1 | 0 | 1 | 0 | 0 | 0 | 0 | 0 | 1 |
| HUELVA | 0 | 0 | 0 | 0 | 0 | 0 | 0 | 0 | 0 | 0 | 0 |
| JAÉN | 0 | 0 | 0 | 0 | 0 | 0 | 0 | 0 | 0 | 0 | 0 |
| MÁLAGA | 10 | 0 | 10 | 6 | 0 | 0 | 0 | 4 | 0 | 0 | 10 |
| SEVILLA | 0 | 0 | 0 | 0 | 0 | 0 | 0 | 0 | 0 | 0 | 0 |
| ARAGÓN | 0 | 0 | 0 | 0 | 0 | 0 | 0 | 0 | 0 | 0 | 0 |
| HUESCA | 0 | 0 | 0 | 0 | 0 | 0 | 0 | 0 | 0 | 0 | 0 |
| TERUEL | 0 | 0 | 0 | 0 | 0 | 0 | 0 | 0 | 0 | 0 | 0 |
| ZARAGOZA | 0 | 0 | 0 | 0 | 0 | 0 | 0 | 0 | 0 | 0 | 0 |
| ASTURIAS | 5 | 0 | 5 | 3 | 2 | 0 | 0 | 0 | 0 | 0 | 5 |
| ILLES BALEARS | 0 | 0 | 0 | 0 | 0 | 0 | 0 | 0 | 0 | 0 | 0 |
| CANARIAS | 2 | 0 | 2 | 0 | 2 | 0 | 0 | 0 | 0 | 0 | 2 |
| LAS PALMAS | 0 | 0 | 0 | 0 | 0 | 0 | 0 | 0 | 0 | 0 | 0 |
| S.C. TENERIFE | 2 | 0 | 2 | 0 | 2 | 0 | 0 | 0 | 0 | 0 | 2 |
| CANTABRIA | 0 | 0 | 0 | 0 | 0 | 0 | 0 | 0 | 0 | 0 | 0 |
| CASTILLA Y LEÓN | 16 | 0 | 16 | 3 | 6 | 4 | 0 | 3 | 0 | 0 | 16 |
| ÁVILA | 4 | 0 | 4 | 0 | 3 | 1 | 0 | 0 | 0 | 0 | 4 |
| BURGOS | 1 | 0 | 1 | 0 | 0 | 0 | 0 | 1 | 0 | 0 | 1 |
| LEÓN | 0 | 0 | 0 | 0 | 0 | 0 | 0 | 0 | 0 | 0 | 0 |
| PALENCIA | 0 | 0 | 0 | 0 | 0 | 0 | 0 | 0 | 0 | 0 | 0 |
| SALAMANCA | 9 | 0 | 9 | 3 | 2 | 3 | 0 | 1 | 0 | 0 | 9 |
| SEGOVIA | 1 | 0 | 1 | 0 | 1 | 0 | 0 | 0 | 0 | 0 | 1 |
| SORIA | 0 | 0 | 0 | 0 | 0 | 0 | 0 | 0 | 0 | 0 | 0 |
| VALLADOLID | 0 | 0 | 0 | 0 | 0 | 0 | 0 | 0 | 0 | 0 | 0 |
| ZAMORA | 1 | 0 | 1 | 0 | 0 | 0 | 0 | 1 | 0 | 0 | 1 |
| CASTILLA-LA MANCHA | 0 | 0 | 0 | 0 | 0 | 0 | 0 | 0 | 0 | 0 | 0 |
| ALBACETE | 0 | 0 | 0 | 0 | 0 | 0 | 0 | 0 | 0 | 0 | 0 |
| CIUDAD REAL | 0 | 0 | 0 | 0 | 0 | 0 | 0 | 0 | 0 | 0 | 0 |
| CUENCA | 0 | 0 | 0 | 0 | 0 | 0 | 0 | 0 | 0 | 0 | 0 |
| GUADALAJARA | 0 | 0 | 0 | 0 | 0 | 0 | 0 | 0 | 0 | 0 | 0 |
| TOLEDO | 0 | 0 | 0 | 0 | 0 | 0 | 0 | 0 | 0 | 0 | 0 |

(Continúa al dorso)

| CC.AA. Y/O PROVINCIAS | REVISIONES EFECTUADAS | | | CAUSAS DE EXTINCIÓN DEL DERECHO | | | | | | | |
|-----------------------------|-----------------------|------------|-------|---------------------------------|----------------------------|-------------------|-----------------------|---------------|-------------------|--------------|-------|
| | Extinción Derecho | Suspensión | TOTAL | Recursos Propios | Prestación Incompatible | Ingreso Centro | Pérdida Residencia | Fallecimiento | Grado y Baremo | Alta S.S. | TOTAL |
| CATALUNYA | 0 | 0 | 0 | 0 | 0 | 0 | 0 | 0 | 0 | 0 | 0 |
| BARCELONA | 0 | 0 | 0 | 0 | 0 | 0 | 0 | 0 | 0 | 0 | 0 |
| GIRONA | 0 | 0 | 0 | 0 | 0 | 0 | 0 | 0 | 0 | 0 | 0 |
| LLEIDA | 0 | 0 | 0 | 0 | 0 | 0 | 0 | 0 | 0 | 0 | 0 |
| TARRAGONA | 0 | 0 | 0 | 0 | 0 | 0 | 0 | 0 | 0 | 0 | 0 |
| COMUNIDAD VALENCIANA | 2 | 0 | 2 | 1 | 0 | 0 | 0 | 1 | 0 | 0 | 2 |
| ALICANTE | 0 | 0 | 0 | 0 | 0 | 0 | 0 | 0 | 0 | 0 | 0 |
| CASTELLÓN | 0 | 0 | 0 | 0 | 0 | 0 | 0 | 0 | 0 | 0 | 0 |
| VALENCIA | 2 | 0 | 2 | 1 | 0 | 0 | 0 | 1 | 0 | 0 | 2 |
| EXTREMADURA | 7 | 0 | 7 | 0 | 3 | 2 | 0 | 2 | 0 | 0 | 7 |
| BADAJOS | 0 | 0 | 0 | 0 | 0 | 0 | 0 | 0 | 0 | 0 | 0 |
| CÁCERES | 7 | 0 | 7 | 0 | 3 | 2 | 0 | 2 | 0 | 0 | 7 |
| GALICIA | 5 | 0 | 5 | 0 | 2 | 0 | 0 | 3 | 0 | 0 | 5 |
| A CORUÑA | 0 | 0 | 0 | 0 | 0 | 0 | 0 | 0 | 0 | 0 | 0 |
| LUGO | 0 | 0 | 0 | 0 | 0 | 0 | 0 | 0 | 0 | 0 | 0 |
| OURENSE | 0 | 0 | 0 | 0 | 0 | 0 | 0 | 0 | 0 | 0 | 0 |
| PONTEVEDRA | 5 | 0 | 5 | 0 | 2 | 0 | 0 | 3 | 0 | 0 | 5 |
| MADRID | 9 | 0 | 9 | 0 | 4 | 0 | 0 | 5 | 0 | 0 | 9 |
| MURCIA | 6 | 0 | 6 | 1 | 0 | 2 | 0 | 0 | 3 | 0 | 6 |
| NAVARRA | 1 | 0 | 1 | 0 | 0 | 0 | 0 | 1 | 0 | 0 | 1 |
| PAÍS VASCO | 0 | 0 | 0 | 0 | 0 | 0 | 0 | 0 | 0 | 0 | 0 |
| ÁLAVA | 0 | 0 | 0 | 0 | 0 | 0 | 0 | 0 | 0 | 0 | 0 |
| GUIPÚZCOA | 0 | 0 | 0 | 0 | 0 | 0 | 0 | 0 | 0 | 0 | 0 |
| VIZCAYA | 0 | 0 | 0 | 0 | 0 | 0 | 0 | 0 | 0 | 0 | 0 |
| LA RIOJA | 1 | 0 | 1 | 0 | 0 | 0 | 0 | 1 | 0 | 0 | 1 |
| CEUTA | 0 | 0 | 0 | 0 | 0 | 0 | 0 | 0 | 0 | 0 | 0 |
| MELILLA | 1 | 0 | 1 | 0 | 0 | 0 | 0 | 1 | 0 | 0 | 1 |
| TOTAL ESTADO | 79 | 0 | 79 | 18 | 22 | 8 | 0 | 28 | 3 | 0 | 79 |

**PRESTACIONES DEL REAL DECRETO 383/1984, DE 1 DE FEBRERO (LISMI)
REVISIONES DE OFICIO E INSTANCIA DE PARTE EFECTUADAS EN SMGT
DATOS DE GESTIÓN CORRESPONDIENTES AL MES DE MAYO DE 2005**

| CC.AA. Y/O PROVINCIAS | REVISIONES EFECTUADAS | | | CAUSAS DE EXTINCIÓN DEL DERECHO | | | | | | | | |
|---------------------------------|-----------------------|------------|----------|---------------------------------|------------------------|----------------------------|-------------------|-----------------------|---------------|-------------------|--------------|----------|
| | Extinción Derecho | Suspensión | TOTAL | Recursos Propios | Recursos Familiares | Prestación Incompatible | Ingreso Centro | Pérdida Residencia | Fallecimiento | Grado y Baremo | Alta S.S. | TOTAL |
| ANDALUCÍA | 7 | 0 | 7 | 1 | 0 | 0 | 0 | 0 | 6 | 0 | 0 | 7 |
| ALMERÍA | 6 | 0 | 6 | 1 | 0 | 0 | 0 | 0 | 5 | 0 | 0 | 6 |
| CÁDIZ | 0 | 0 | 0 | 0 | 0 | 0 | 0 | 0 | 0 | 0 | 0 | 0 |
| CÓRDOBA | 0 | 0 | 0 | 0 | 0 | 0 | 0 | 0 | 0 | 0 | 0 | 0 |
| GRANADA | 0 | 0 | 0 | 0 | 0 | 0 | 0 | 0 | 0 | 0 | 0 | 0 |
| HUELVA | 0 | 0 | 0 | 0 | 0 | 0 | 0 | 0 | 0 | 0 | 0 | 0 |
| JAÉN | 0 | 0 | 0 | 0 | 0 | 0 | 0 | 0 | 0 | 0 | 0 | 0 |
| MÁLAGA | 1 | 0 | 1 | 0 | 0 | 0 | 0 | 0 | 1 | 0 | 0 | 1 |
| SEVILLA | 0 | 0 | 0 | 0 | 0 | 0 | 0 | 0 | 0 | 0 | 0 | 0 |
| ARAGÓN | 1 | 0 | 1 | 0 | 0 | 0 | 0 | 0 | 1 | 0 | 0 | 1 |
| HUESCA | 1 | 0 | 1 | 0 | 0 | 0 | 0 | 0 | 1 | 0 | 0 | 1 |
| TERUEL | 0 | 0 | 0 | 0 | 0 | 0 | 0 | 0 | 0 | 0 | 0 | 0 |
| ZARAGOZA | 0 | 0 | 0 | 0 | 0 | 0 | 0 | 0 | 0 | 0 | 0 | 0 |
| ASTURIAS | 1 | 0 | 1 | 0 | 1 | 0 | 0 | 0 | 0 | 0 | 0 | 1 |
| ILLES BALEARS | 0 | 0 | 0 | 0 | 0 | 0 | 0 | 0 | 0 | 0 | 0 | 0 |
| CANARIAS | 0 | 0 | 0 | 0 | 0 | 0 | 0 | 0 | 0 | 0 | 0 | 0 |
| LAS PALMAS | 0 | 0 | 0 | 0 | 0 | 0 | 0 | 0 | 0 | 0 | 0 | 0 |
| S.C. TENERIFE | 0 | 0 | 0 | 0 | 0 | 0 | 0 | 0 | 0 | 0 | 0 | 0 |
| CANTABRIA | 0 | 0 | 0 | 0 | 0 | 0 | 0 | 0 | 0 | 0 | 0 | 0 |
| CASTILLA Y LEÓN | 3 | 0 | 3 | 2 | 0 | 0 | 0 | 0 | 1 | 0 | 0 | 3 |
| ÁVILA | 0 | 0 | 0 | 0 | 0 | 0 | 0 | 0 | 0 | 0 | 0 | 0 |
| BURGOS | 0 | 0 | 0 | 0 | 0 | 0 | 0 | 0 | 0 | 0 | 0 | 0 |
| LEÓN | 0 | 0 | 0 | 0 | 0 | 0 | 0 | 0 | 0 | 0 | 0 | 0 |
| PALENCIA | 0 | 0 | 0 | 0 | 0 | 0 | 0 | 0 | 0 | 0 | 0 | 0 |
| SALAMANCA | 2 | 0 | 2 | 2 | 0 | 0 | 0 | 0 | 0 | 0 | 0 | 2 |
| SEGOVIA | 0 | 0 | 0 | 0 | 0 | 0 | 0 | 0 | 0 | 0 | 0 | 0 |
| SORIA | 0 | 0 | 0 | 0 | 0 | 0 | 0 | 0 | 0 | 0 | 0 | 0 |
| VALLADOLID | 0 | 0 | 0 | 0 | 0 | 0 | 0 | 0 | 0 | 0 | 0 | 0 |
| ZAMORA | 1 | 0 | 1 | 0 | 0 | 0 | 0 | 0 | 1 | 0 | 0 | 1 |
| CASTILLA-LA MANCHA | 0 | 0 | 0 | 0 | 0 | 0 | 0 | 0 | 0 | 0 | 0 | 0 |
| ALBACETE | 0 | 0 | 0 | 0 | 0 | 0 | 0 | 0 | 0 | 0 | 0 | 0 |
| CIUDAD REAL | 0 | 0 | 0 | 0 | 0 | 0 | 0 | 0 | 0 | 0 | 0 | 0 |
| CUENCA | 0 | 0 | 0 | 0 | 0 | 0 | 0 | 0 | 0 | 0 | 0 | 0 |
| GUADALAJARA | 0 | 0 | 0 | 0 | 0 | 0 | 0 | 0 | 0 | 0 | 0 | 0 |
| TOLEDO | 0 | 0 | 0 | 0 | 0 | 0 | 0 | 0 | 0 | 0 | 0 | 0 |

(Continúa al dorso)

| CC.AA. Y/O PROVINCIAS | REVISIONES EFECTUADAS | | | CAUSAS DE EXTINCIÓN DEL DERECHO | | | | | | | | |
|-----------------------------|-----------------------|------------|-------|---------------------------------|------------------------|----------------------------|-------------------|-----------------------|---------------|-------------------|--------------|-------|
| | Extinción Derecho | Suspensión | TOTAL | Recursos Propios | Recursos Familiares | Prestación Incompatible | Ingreso Centro | Pérdida Residencia | Fallecimiento | Grado y Baremo | Alta S.S. | TOTAL |
| CATALUNYA | 0 | 0 | 0 | 0 | 0 | 0 | 0 | 0 | 0 | 0 | 0 | 0 |
| BARCELONA | 0 | 0 | 0 | 0 | 0 | 0 | 0 | 0 | 0 | 0 | 0 | 0 |
| GIRONA | 0 | 0 | 0 | 0 | 0 | 0 | 0 | 0 | 0 | 0 | 0 | 0 |
| LLEIDA | 0 | 0 | 0 | 0 | 0 | 0 | 0 | 0 | 0 | 0 | 0 | 0 |
| TARRAGONA | 0 | 0 | 0 | 0 | 0 | 0 | 0 | 0 | 0 | 0 | 0 | 0 |
| COMUNIDAD VALENCIANA | 0 | 0 | 0 | 0 | 0 | 0 | 0 | 0 | 0 | 0 | 0 | 0 |
| ALICANTE | 0 | 0 | 0 | 0 | 0 | 0 | 0 | 0 | 0 | 0 | 0 | 0 |
| CASTELLÓN | 0 | 0 | 0 | 0 | 0 | 0 | 0 | 0 | 0 | 0 | 0 | 0 |
| VALENCIA | 0 | 0 | 0 | 0 | 0 | 0 | 0 | 0 | 0 | 0 | 0 | 0 |
| EXTREMADURA | 1 | 1 | 2 | 0 | 0 | 0 | 0 | 0 | 1 | 0 | 0 | 1 |
| BADAJOS | 0 | 0 | 0 | 0 | 0 | 0 | 0 | 0 | 0 | 0 | 0 | 0 |
| CÁCERES | 1 | 1 | 2 | 0 | 0 | 0 | 0 | 0 | 1 | 0 | 0 | 1 |
| GALICIA | 4 | 0 | 4 | 0 | 1 | 3 | 0 | 0 | 0 | 0 | 0 | 4 |
| A CORUÑA | 0 | 0 | 0 | 0 | 0 | 0 | 0 | 0 | 0 | 0 | 0 | 0 |
| LUGO | 0 | 0 | 0 | 0 | 0 | 0 | 0 | 0 | 0 | 0 | 0 | 0 |
| OURENSE | 1 | 0 | 1 | 0 | 1 | 0 | 0 | 0 | 0 | 0 | 0 | 1 |
| PONTEVEDRA | 3 | 0 | 3 | 0 | 0 | 3 | 0 | 0 | 0 | 0 | 0 | 3 |
| MADRID | 4 | 0 | 4 | 0 | 0 | 2 | 0 | 0 | 2 | 0 | 0 | 4 |
| MURCIA | 5 | 0 | 5 | 0 | 0 | 1 | 0 | 0 | 4 | 0 | 0 | 5 |
| NAVARRA | 0 | 0 | 0 | 0 | 0 | 0 | 0 | 0 | 0 | 0 | 0 | 0 |
| PAÍS VASCO | 1 | 0 | 1 | 1 | 0 | 0 | 0 | 0 | 0 | 0 | 0 | 1 |
| ÁLAVA | 0 | 0 | 0 | 0 | 0 | 0 | 0 | 0 | 0 | 0 | 0 | 0 |
| GUIPÚZCOA | 0 | 0 | 0 | 0 | 0 | 0 | 0 | 0 | 0 | 0 | 0 | 0 |
| VIZCAYA | 1 | 0 | 1 | 1 | 0 | 0 | 0 | 0 | 0 | 0 | 0 | 1 |
| LA RIOJA | 1 | 0 | 1 | 0 | 0 | 0 | 0 | 0 | 1 | 0 | 0 | 1 |
| CEUTA | 0 | 0 | 0 | 0 | 0 | 0 | 0 | 0 | 0 | 0 | 0 | 0 |
| MELILLA | 2 | 0 | 2 | 0 | 0 | 0 | 0 | 0 | 2 | 0 | 0 | 2 |
| TOTAL ESTADO | 30 | 1 | 31 | 4 | 2 | 6 | 0 | 0 | 18 | 0 | 0 | 30 |

**PRESTACIONES DEL REAL DECRETO 383/1984, DE 1 DE FEBRERO (LISMI)
REVISIONES DE OFICIO E INSTANCIA DE PARTE EFECTUADAS EN ASPF
DATOS DE GESTIÓN CORRESPONDIENTES AL MES DE MAYO DE 2005**

| CC.AA. Y/O PROVINCIAS | REVISIONES EFECTUADAS | | | CAUSAS DE EXTINCIÓN DEL DERECHO | | | | | |
|---------------------------------|-----------------------|------------|-----------|---------------------------------|-----------------------|---------------|-------------------|--------------|-----------|
| | Extinción Derecho | Suspensión | TOTAL | Prestación Incompatible | Pérdida Residencia | Fallecimiento | Grado y Baremo | Alta S.S. | TOTAL |
| ANDALUCÍA | 5 | 0 | 5 | 2 | 0 | 3 | 0 | 0 | 5 |
| ALMERÍA | 1 | 0 | 1 | 0 | 0 | 1 | 0 | 0 | 1 |
| CÁDIZ | 0 | 0 | 0 | 0 | 0 | 0 | 0 | 0 | 0 |
| CÓRDOBA | 0 | 0 | 0 | 0 | 0 | 0 | 0 | 0 | 0 |
| GRANADA | 0 | 0 | 0 | 0 | 0 | 0 | 0 | 0 | 0 |
| HUELVA | 0 | 0 | 0 | 0 | 0 | 0 | 0 | 0 | 0 |
| JAÉN | 0 | 0 | 0 | 0 | 0 | 0 | 0 | 0 | 0 |
| MÁLAGA | 4 | 0 | 4 | 2 | 0 | 2 | 0 | 0 | 4 |
| SEVILLA | 0 | 0 | 0 | 0 | 0 | 0 | 0 | 0 | 0 |
| ARAGÓN | 3 | 0 | 3 | 1 | 0 | 1 | 0 | 1 | 3 |
| HUESCA | 3 | 0 | 3 | 1 | 0 | 1 | 0 | 1 | 3 |
| TERUEL | 0 | 0 | 0 | 0 | 0 | 0 | 0 | 0 | 0 |
| ZARAGOZA | 0 | 0 | 0 | 0 | 0 | 0 | 0 | 0 | 0 |
| ASTURIAS | 11 | 0 | 11 | 6 | 0 | 5 | 0 | 0 | 11 |
| ILLES BALEARS | 0 | 0 | 0 | 0 | 0 | 0 | 0 | 0 | 0 |
| CANARIAS | 0 | 0 | 0 | 0 | 0 | 0 | 0 | 0 | 0 |
| LAS PALMAS | 0 | 0 | 0 | 0 | 0 | 0 | 0 | 0 | 0 |
| S.C. TENERIFE | 0 | 0 | 0 | 0 | 0 | 0 | 0 | 0 | 0 |
| CANTABRIA | 0 | 0 | 0 | 0 | 0 | 0 | 0 | 0 | 0 |
| CASTILLA Y LEÓN | 3 | 0 | 3 | 3 | 0 | 0 | 0 | 0 | 3 |
| ÁVILA | 0 | 0 | 0 | 0 | 0 | 0 | 0 | 0 | 0 |
| BURGOS | 0 | 0 | 0 | 0 | 0 | 0 | 0 | 0 | 0 |
| LEÓN | 0 | 0 | 0 | 0 | 0 | 0 | 0 | 0 | 0 |
| PALENCIA | 0 | 0 | 0 | 0 | 0 | 0 | 0 | 0 | 0 |
| SALAMANCA | 3 | 0 | 3 | 3 | 0 | 0 | 0 | 0 | 3 |
| SEGOVIA | 0 | 0 | 0 | 0 | 0 | 0 | 0 | 0 | 0 |
| SORIA | 0 | 0 | 0 | 0 | 0 | 0 | 0 | 0 | 0 |
| VALLADOLID | 0 | 0 | 0 | 0 | 0 | 0 | 0 | 0 | 0 |
| ZAMORA | 0 | 0 | 0 | 0 | 0 | 0 | 0 | 0 | 0 |
| CASTILLA-LA MANCHA | 0 | 0 | 0 | 0 | 0 | 0 | 0 | 0 | 0 |
| ALBACETE | 0 | 0 | 0 | 0 | 0 | 0 | 0 | 0 | 0 |
| CIUDAD REAL | 0 | 0 | 0 | 0 | 0 | 0 | 0 | 0 | 0 |
| CUENCA | 0 | 0 | 0 | 0 | 0 | 0 | 0 | 0 | 0 |
| GUADALAJARA | 0 | 0 | 0 | 0 | 0 | 0 | 0 | 0 | 0 |
| TOLEDO | 0 | 0 | 0 | 0 | 0 | 0 | 0 | 0 | 0 |

(Continúa al dorso)

| CC.AA. Y/O PROVINCIAS | REVISIONES EFECTUADAS | | | CAUSAS DE EXTINCIÓN DEL DERECHO | | | | | |
|-----------------------------|-----------------------|------------|-------|---------------------------------|-----------------------|---------------|-------------------|--------------|-------|
| | Extinción Derecho | Suspensión | TOTAL | Prestación Incompatible | Pérdida Residencia | Fallecimiento | Grado y Baremo | Alta S.S. | TOTAL |
| CATALUNYA | 0 | 0 | 0 | 0 | 0 | 0 | 0 | 0 | 0 |
| BARCELONA | 0 | 0 | 0 | 0 | 0 | 0 | 0 | 0 | 0 |
| GIRONA | 0 | 0 | 0 | 0 | 0 | 0 | 0 | 0 | 0 |
| LLEIDA | 0 | 0 | 0 | 0 | 0 | 0 | 0 | 0 | 0 |
| TARRAGONA | 0 | 0 | 0 | 0 | 0 | 0 | 0 | 0 | 0 |
| COMUNIDAD VALENCIANA | 0 | 0 | 0 | 0 | 0 | 0 | 0 | 0 | 0 |
| ALICANTE | 0 | 0 | 0 | 0 | 0 | 0 | 0 | 0 | 0 |
| CASTELLÓN | 0 | 0 | 0 | 0 | 0 | 0 | 0 | 0 | 0 |
| VALENCIA | 0 | 0 | 0 | 0 | 0 | 0 | 0 | 0 | 0 |
| EXTREMADURA | 0 | 0 | 0 | 0 | 0 | 0 | 0 | 0 | 0 |
| BADAJOS | 0 | 0 | 0 | 0 | 0 | 0 | 0 | 0 | 0 |
| CÁCERES | 0 | 0 | 0 | 0 | 0 | 0 | 0 | 0 | 0 |
| GALICIA | 6 | 0 | 6 | 2 | 0 | 4 | 0 | 0 | 6 |
| A CORUÑA | 0 | 0 | 0 | 0 | 0 | 0 | 0 | 0 | 0 |
| LUGO | 0 | 0 | 0 | 0 | 0 | 0 | 0 | 0 | 0 |
| OURENSE | 0 | 0 | 0 | 0 | 0 | 0 | 0 | 0 | 0 |
| PONTEVEDRA | 6 | 0 | 6 | 2 | 0 | 4 | 0 | 0 | 6 |
| MADRID | 2 | 0 | 2 | 0 | 0 | 2 | 0 | 0 | 2 |
| MURCIA | 2 | 0 | 2 | 2 | 0 | 0 | 0 | 0 | 2 |
| NAVARRA | 1 | 0 | 1 | 1 | 0 | 0 | 0 | 0 | 1 |
| PAÍS VASCO | 0 | 0 | 0 | 0 | 0 | 0 | 0 | 0 | 0 |
| ÁLAVA | 0 | 0 | 0 | 0 | 0 | 0 | 0 | 0 | 0 |
| GUIPÚZCOA | 0 | 0 | 0 | 0 | 0 | 0 | 0 | 0 | 0 |
| VIZCAYA | 0 | 0 | 0 | 0 | 0 | 0 | 0 | 0 | 0 |
| LA RIOJA | 1 | 0 | 1 | 0 | 0 | 1 | 0 | 0 | 1 |
| CEUTA | 0 | 0 | 0 | 0 | 0 | 0 | 0 | 0 | 0 |
| MELILLA | 1 | 0 | 1 | 1 | 0 | 0 | 0 | 0 | 1 |
| TOTAL ESTADO | 35 | 0 | 35 | 18 | 0 | 16 | 0 | 1 | 35 |

**PRESTACIONES DEL REAL DECRETO 383/1984, DE 1 DE FEBRERO (LISMI)
TOTAL REVISIONES DE OFICIO E INSTANCIA DE PARTE EFECTUADAS
DATOS DE GESTIÓN CORRESPONDIENTES AL MES DE MAYO DE 2005**

| CC.AA. Y/O PROVINCIAS | REVISIONES EFECTUADAS | | | | CAUSAS DE EXTINCIÓN DEL DERECHO | | | | | | | | | |
|-------------------------------------|--------------------------|--------------------------|--------------|----------|---------------------------------|-------------------------|----------------------------|--------------------------------|-----------------------|---------------------------|---------------|-----------------------|------------------|------------|
| | Modifica. Cuantía | Extinción Derecho | Suspensión | | TOTAL | Recursos Propios | Recursos Familiares | Prestación Incompatible | Ingreso Centro | Pérdida Residencia | Fallecimiento | Grado y Baremo | Alta S.S. | TOTAL |
| | | | Act. Laboral | Otras | | | | | | | | | | |
| ANDALUCÍA | 1 | 154 | 1 | 0 | 156 | 77 | 0 | 23 | 0 | 0 | 54 | 0 | 0 | 154 |
| ALMERÍA | 0 | 51 | 0 | 0 | 51 | 26 | 0 | 2 | 0 | 0 | 23 | 0 | 0 | 51 |
| CÁDIZ | 0 | 6 | 1 | 0 | 7 | 2 | 0 | 0 | 0 | 0 | 4 | 0 | 0 | 6 |
| CÓRDOBA | 0 | 8 | 0 | 0 | 8 | 3 | 0 | 5 | 0 | 0 | 0 | 0 | 0 | 8 |
| GRANADA | 0 | 7 | 0 | 0 | 7 | 0 | 0 | 6 | 0 | 0 | 1 | 0 | 0 | 7 |
| HUELVA | 0 | 6 | 0 | 0 | 6 | 1 | 0 | 0 | 0 | 0 | 5 | 0 | 0 | 6 |
| JAÉN | 0 | 6 | 0 | 0 | 6 | 6 | 0 | 0 | 0 | 0 | 0 | 0 | 0 | 6 |
| MÁLAGA | 1 | 65 | 0 | 0 | 66 | 35 | 0 | 9 | 0 | 0 | 21 | 0 | 0 | 65 |
| SEVILLA | 0 | 5 | 0 | 0 | 5 | 4 | 0 | 1 | 0 | 0 | 0 | 0 | 0 | 5 |
| ARAGÓN | 0 | 13 | 0 | 0 | 13 | 0 | 0 | 8 | 0 | 1 | 3 | 0 | 1 | 13 |
| HUESCA | 0 | 12 | 0 | 0 | 12 | 0 | 0 | 8 | 0 | 0 | 3 | 0 | 1 | 12 |
| TERUEL | 0 | 1 | 0 | 0 | 1 | 0 | 0 | 0 | 0 | 1 | 0 | 0 | 0 | 1 |
| ZARAGOZA | 0 | 0 | 0 | 0 | 0 | 0 | 0 | 0 | 0 | 0 | 0 | 0 | 0 | 0 |
| ASTURIAS | 1 | 42 | 0 | 0 | 43 | 3 | 1 | 25 | 0 | 0 | 13 | 0 | 0 | 42 |
| ILLES BALEARS | 0 | 6 | 0 | 0 | 6 | 0 | 0 | 3 | 0 | 0 | 3 | 0 | 0 | 6 |
| CANARIAS | 0 | 9 | 0 | 0 | 9 | 0 | 0 | 9 | 0 | 0 | 0 | 0 | 0 | 9 |
| LAS PALMAS | 0 | 1 | 0 | 0 | 1 | 0 | 0 | 1 | 0 | 0 | 0 | 0 | 0 | 1 |
| S.C. TENERIFE | 0 | 8 | 0 | 0 | 8 | 0 | 0 | 8 | 0 | 0 | 0 | 0 | 0 | 8 |
| CANTABRIA | 0 | 0 | 0 | 0 | 0 | 0 | 0 | 0 | 0 | 0 | 0 | 0 | 0 | 0 |
| CASTILLA Y LEÓN | 0 | 57 | 0 | 1 | 58 | 5 | 0 | 32 | 4 | 0 | 16 | 0 | 0 | 57 |
| ÁVILA | 0 | 12 | 0 | 0 | 12 | 0 | 0 | 8 | 1 | 0 | 3 | 0 | 0 | 12 |
| BURGOS | 0 | 5 | 0 | 0 | 5 | 0 | 0 | 3 | 0 | 0 | 2 | 0 | 0 | 5 |
| LEÓN | 0 | 0 | 0 | 0 | 0 | 0 | 0 | 0 | 0 | 0 | 0 | 0 | 0 | 0 |
| PALENCIA | 0 | 0 | 0 | 0 | 0 | 0 | 0 | 0 | 0 | 0 | 0 | 0 | 0 | 0 |
| SALAMANCA | 0 | 26 | 0 | 0 | 26 | 5 | 0 | 14 | 3 | 0 | 4 | 0 | 0 | 26 |
| SEGOVIA | 0 | 3 | 0 | 0 | 3 | 0 | 0 | 3 | 0 | 0 | 0 | 0 | 0 | 3 |
| SORIA | 0 | 5 | 0 | 0 | 5 | 0 | 0 | 3 | 0 | 0 | 2 | 0 | 0 | 5 |
| VALLADOLID | 0 | 0 | 0 | 0 | 0 | 0 | 0 | 0 | 0 | 0 | 0 | 0 | 0 | 0 |
| ZAMORA | 0 | 6 | 0 | 1 | 7 | 0 | 0 | 1 | 0 | 0 | 5 | 0 | 0 | 6 |
| CASTILLA-LA MANCHA | 0 | 0 | 0 | 0 | 0 | 0 | 0 | 0 | 0 | 0 | 0 | 0 | 0 | 0 |
| ALBACETE | 0 | 0 | 0 | 0 | 0 | 0 | 0 | 0 | 0 | 0 | 0 | 0 | 0 | 0 |
| CIUDAD REAL | 0 | 0 | 0 | 0 | 0 | 0 | 0 | 0 | 0 | 0 | 0 | 0 | 0 | 0 |
| CUENCA | 0 | 0 | 0 | 0 | 0 | 0 | 0 | 0 | 0 | 0 | 0 | 0 | 0 | 0 |
| GUADALAJARA | 0 | 0 | 0 | 0 | 0 | 0 | 0 | 0 | 0 | 0 | 0 | 0 | 0 | 0 |
| TOLEDO | 0 | 0 | 0 | 0 | 0 | 0 | 0 | 0 | 0 | 0 | 0 | 0 | 0 | 0 |

(Continúa al dorso)

| CC.AA. Y/O PROVINCIAS | REVISIONES EFECTUADAS | | | | CAUSAS DE EXTINCIÓN DEL DERECHO | | | | | | | | | |
|-----------------------------|-----------------------|----------------------|--------------|-------|---------------------------------|---------------------|------------------------|----------------------------|-------------------|-----------------------|---------------|-------------------|--------------|-------|
| | Modifica. Cuantía | Extinción Derecho | Suspensión | | TOTAL | Recursos Propios | Recursos Familiares | Prestación Incompatible | Ingreso Centro | Pérdida Residencia | Fallecimiento | Grado y Baremo | Alta S.S. | TOTAL |
| | | | Act. Laboral | Otras | | | | | | | | | | |
| CATALUNYA | 0 | 0 | 0 | 0 | 0 | 0 | 0 | 0 | 0 | 0 | 0 | 0 | 0 | 0 |
| BARCELONA | 0 | 0 | 0 | 0 | 0 | 0 | 0 | 0 | 0 | 0 | 0 | 0 | 0 | 0 |
| GIRONA | 0 | 0 | 0 | 0 | 0 | 0 | 0 | 0 | 0 | 0 | 0 | 0 | 0 | 0 |
| LLEIDA | 0 | 0 | 0 | 0 | 0 | 0 | 0 | 0 | 0 | 0 | 0 | 0 | 0 | 0 |
| TARRAGONA | 0 | 0 | 0 | 0 | 0 | 0 | 0 | 0 | 0 | 0 | 0 | 0 | 0 | 0 |
| COMUNIDAD VALENCIANA | 0 | 107 | 0 | 0 | 107 | 5 | 0 | 68 | 0 | 0 | 34 | 0 | 0 | 107 |
| ALICANTE | 0 | 91 | 0 | 0 | 91 | 0 | 0 | 66 | 0 | 0 | 25 | 0 | 0 | 91 |
| CASTELLÓN | 0 | 0 | 0 | 0 | 0 | 0 | 0 | 0 | 0 | 0 | 0 | 0 | 0 | 0 |
| VALENCIA | 0 | 16 | 0 | 0 | 16 | 5 | 0 | 2 | 0 | 0 | 9 | 0 | 0 | 16 |
| EXTREMADURA | 0 | 37 | 1 | 3 | 41 | 0 | 0 | 17 | 2 | 0 | 18 | 0 | 0 | 37 |
| BADAJOS | 0 | 0 | 0 | 0 | 0 | 0 | 0 | 0 | 0 | 0 | 0 | 0 | 0 | 0 |
| CÁCERES | 0 | 37 | 1 | 3 | 41 | 0 | 0 | 17 | 2 | 0 | 18 | 0 | 0 | 37 |
| GALICIA | 0 | 42 | 1 | 0 | 43 | 4 | 1 | 20 | 0 | 0 | 17 | 0 | 0 | 42 |
| A CORUÑA | 0 | 0 | 0 | 0 | 0 | 0 | 0 | 0 | 0 | 0 | 0 | 0 | 0 | 0 |
| LUGO | 0 | 0 | 0 | 0 | 0 | 0 | 0 | 0 | 0 | 0 | 0 | 0 | 0 | 0 |
| OURENSE | 0 | 3 | 0 | 0 | 3 | 0 | 1 | 1 | 0 | 0 | 1 | 0 | 0 | 3 |
| PONTEVEDRA | 0 | 39 | 1 | 0 | 40 | 4 | 0 | 19 | 0 | 0 | 16 | 0 | 0 | 39 |
| MADRID | 0 | 54 | 1 | 0 | 55 | 0 | 0 | 29 | 0 | 0 | 25 | 0 | 0 | 54 |
| MURCIA | 1 | 79 | 0 | 0 | 80 | 40 | 0 | 10 | 2 | 0 | 24 | 3 | 0 | 79 |
| NAVARRA | 0 | 5 | 0 | 0 | 5 | 0 | 0 | 1 | 0 | 0 | 4 | 0 | 0 | 5 |
| PAÍS VASCO | 0 | 7 | 0 | 0 | 7 | 1 | 0 | 4 | 0 | 0 | 2 | 0 | 0 | 7 |
| ÁLAVA | 0 | 0 | 0 | 0 | 0 | 0 | 0 | 0 | 0 | 0 | 0 | 0 | 0 | 0 |
| GUIPÚZCOA | 0 | 0 | 0 | 0 | 0 | 0 | 0 | 0 | 0 | 0 | 0 | 0 | 0 | 0 |
| VIZCAYA | 0 | 7 | 0 | 0 | 7 | 1 | 0 | 4 | 0 | 0 | 2 | 0 | 0 | 7 |
| LA RIOJA | 0 | 6 | 0 | 0 | 6 | 0 | 0 | 0 | 0 | 0 | 6 | 0 | 0 | 6 |
| CEUTA | 0 | 3 | 1 | 0 | 4 | 0 | 0 | 1 | 0 | 1 | 1 | 0 | 0 | 3 |
| MELILLA | 0 | 9 | 0 | 2 | 11 | 0 | 0 | 4 | 0 | 0 | 5 | 0 | 0 | 9 |
| TOTAL ESTADO | 3 | 630 | 5 | 6 | 644 | 135 | 2 | 254 | 8 | 2 | 225 | 3 | 1 | 630 |

**PRESTACIONES DEL REAL DECRETO 383/1984, DE 1 DE MAYO (LISMI)
REVISIONES DE OFICIO E INSTANCIA DE PARTE EFECTUADAS DE SGIM
DATOS DE GESTIÓN CORRESPONDIENTES AL AÑO 2005 HASTA MAYO**

| CC.AA. Y/O PROVINCIAS | REVISIONES EFECTUADAS | | | | CAUSAS DE EXTINCIÓN DEL DERECHO | | | | | | |
|-------------------------------------|--------------------------|--------------------------|--------------|----------|---------------------------------|-------------------------|--------------------------------|---------------------------|---------------|-----------------------|------------|
| | Modifica. Cuantía | Extinción Derecho | Suspensión | | TOTAL | Recursos Propios | Prestación Incompatible | Pérdida Residencia | Fallecimiento | Grado y Baremo | TOTAL |
| | | | Act. Laboral | Otras | | | | | | | |
| ANDALUCÍA | 6 | 549 | 10 | 0 | 565 | 325 | 70 | 0 | 154 | 0 | 549 |
| ALMERÍA | 0 | 148 | 2 | 0 | 150 | 96 | 3 | 0 | 49 | 0 | 148 |
| CÁDIZ | 1 | 24 | 2 | 0 | 27 | 20 | 0 | 0 | 4 | 0 | 24 |
| CÓRDOBA | 2 | 56 | 1 | 0 | 59 | 35 | 11 | 0 | 10 | 0 | 56 |
| GRANADA | 1 | 32 | 0 | 0 | 33 | 0 | 26 | 0 | 6 | 0 | 32 |
| HUELVA | 0 | 21 | 0 | 0 | 21 | 6 | 4 | 0 | 11 | 0 | 21 |
| JAÉN | 0 | 26 | 0 | 0 | 26 | 26 | 0 | 0 | 0 | 0 | 26 |
| MÁLAGA | 2 | 209 | 2 | 0 | 213 | 110 | 25 | 0 | 74 | 0 | 209 |
| SEVILLA | 0 | 33 | 3 | 0 | 36 | 32 | 1 | 0 | 0 | 0 | 33 |
| ARAGÓN | 0 | 24 | 0 | 0 | 24 | 1 | 12 | 6 | 5 | 0 | 24 |
| HUESCA | 0 | 19 | 0 | 0 | 19 | 0 | 12 | 3 | 4 | 0 | 19 |
| TERUEL | 0 | 5 | 0 | 0 | 5 | 1 | 0 | 3 | 1 | 0 | 5 |
| ZARAGOZA | 0 | 0 | 0 | 0 | 0 | 0 | 0 | 0 | 0 | 0 | 0 |
| ASTURIAS | 4 | 147 | 0 | 0 | 151 | 1 | 86 | 0 | 60 | 0 | 147 |
| ILLES BALEARS | 0 | 24 | 0 | 0 | 24 | 0 | 12 | 0 | 12 | 0 | 24 |
| CANARIAS | 0 | 18 | 1 | 0 | 19 | 0 | 16 | 0 | 2 | 0 | 18 |
| LAS PALMAS | 0 | 6 | 0 | 0 | 6 | 0 | 6 | 0 | 0 | 0 | 6 |
| S.C. TENERIFE | 0 | 12 | 1 | 0 | 13 | 0 | 10 | 0 | 2 | 0 | 12 |
| CANTABRIA | 0 | 0 | 0 | 0 | 0 | 0 | 0 | 0 | 0 | 0 | 0 |
| CASTILLA Y LEÓN | 6 | 168 | 0 | 1 | 175 | 0 | 89 | 0 | 79 | 0 | 168 |
| ÁVILA | 5 | 23 | 0 | 0 | 28 | 0 | 12 | 0 | 11 | 0 | 23 |
| BURGOS | 0 | 18 | 0 | 0 | 18 | 0 | 12 | 0 | 6 | 0 | 18 |
| LEÓN | 0 | 0 | 0 | 0 | 0 | 0 | 0 | 0 | 0 | 0 | 0 |
| PALENCIA | 0 | 0 | 0 | 0 | 0 | 0 | 0 | 0 | 0 | 0 | 0 |
| SALAMANCA | 0 | 61 | 0 | 0 | 61 | 0 | 31 | 0 | 30 | 0 | 61 |
| SEGOVIA | 1 | 15 | 0 | 0 | 16 | 0 | 10 | 0 | 5 | 0 | 15 |
| SORIA | 0 | 19 | 0 | 0 | 19 | 0 | 11 | 0 | 8 | 0 | 19 |
| VALLADOLID | 0 | 0 | 0 | 0 | 0 | 0 | 0 | 0 | 0 | 0 | 0 |
| ZAMORA | 0 | 32 | 0 | 1 | 33 | 0 | 13 | 0 | 19 | 0 | 32 |
| CASTILLA-LA MANCHA | 0 | 0 | 0 | 0 | 0 | 0 | 0 | 0 | 0 | 0 | 0 |
| ALBACETE | 0 | 0 | 0 | 0 | 0 | 0 | 0 | 0 | 0 | 0 | 0 |
| CIUDAD REAL | 0 | 0 | 0 | 0 | 0 | 0 | 0 | 0 | 0 | 0 | 0 |
| CUENCA | 0 | 0 | 0 | 0 | 0 | 0 | 0 | 0 | 0 | 0 | 0 |
| GUADALAJARA | 0 | 0 | 0 | 0 | 0 | 0 | 0 | 0 | 0 | 0 | 0 |
| TOLEDO | 0 | 0 | 0 | 0 | 0 | 0 | 0 | 0 | 0 | 0 | 0 |

(Continúa al dorso)

| CC.AA. Y/O PROVINCIAS | REVISIONES EFECTUADAS | | | | CAUSAS DE EXTINCIÓN DEL DERECHO | | | | | | |
|-----------------------------|-----------------------|----------------------|-----------------|-------|---------------------------------|---------------------|----------------------------|-----------------------|---------------|-------------------|-------|
| | Modifica. Cuantía | Extinción Derecho | Suspensión SGIM | | TOTAL | Recursos Propios | Prestación Incompatible | Pérdida Residencia | Fallecimiento | Grado y Baremo | TOTAL |
| | | | Act. Laboral | Otras | | | | | | | |
| CATALUNYA | 0 | 0 | 0 | 0 | 0 | 0 | 0 | 0 | 0 | 0 | 0 |
| BARCELONA | 0 | 0 | 0 | 0 | 0 | 0 | 0 | 0 | 0 | 0 | 0 |
| GIRONA | 0 | 0 | 0 | 0 | 0 | 0 | 0 | 0 | 0 | 0 | 0 |
| LLEIDA | 0 | 0 | 0 | 0 | 0 | 0 | 0 | 0 | 0 | 0 | 0 |
| TARRAGONA | 0 | 0 | 0 | 0 | 0 | 0 | 0 | 0 | 0 | 0 | 0 |
| COMUNIDAD VALENCIANA | 1 | 285 | 0 | 0 | 286 | 17 | 172 | 0 | 96 | 0 | 285 |
| ALICANTE | 0 | 221 | 0 | 0 | 221 | 0 | 150 | 0 | 71 | 0 | 221 |
| CASTELLÓN | 1 | 12 | 0 | 0 | 13 | 0 | 8 | 0 | 4 | 0 | 12 |
| VALENCIA | 0 | 52 | 0 | 0 | 52 | 17 | 14 | 0 | 21 | 0 | 52 |
| EXTREMADURA | 0 | 85 | 1 | 2 | 88 | 0 | 49 | 0 | 36 | 0 | 85 |
| BADAJOS | 0 | 0 | 0 | 0 | 0 | 0 | 0 | 0 | 0 | 0 | 0 |
| CÁCERES | 0 | 85 | 1 | 2 | 88 | 0 | 49 | 0 | 36 | 0 | 85 |
| GALICIA | 0 | 75 | 2 | 21 | 98 | 16 | 30 | 0 | 29 | 0 | 75 |
| A CORUÑA | 0 | 0 | 0 | 0 | 0 | 0 | 0 | 0 | 0 | 0 | 0 |
| LUGO | 0 | 0 | 0 | 0 | 0 | 0 | 0 | 0 | 0 | 0 | 0 |
| OURENSE | 0 | 11 | 0 | 1 | 12 | 0 | 4 | 0 | 7 | 0 | 11 |
| PONTEVEDRA | 0 | 64 | 2 | 20 | 86 | 16 | 26 | 0 | 22 | 0 | 64 |
| MADRID | 1 | 158 | 4 | 64 | 227 | 1 | 93 | 0 | 57 | 7 | 158 |
| MURCIA | 51 | 375 | 2 | 0 | 428 | 218 | 23 | 0 | 132 | 2 | 375 |
| NAVARRA | 0 | 47 | 3 | 0 | 50 | 0 | 28 | 0 | 19 | 0 | 47 |
| PAÍS VASCO | 0 | 22 | 0 | 0 | 22 | 0 | 13 | 0 | 9 | 0 | 22 |
| ÁLAVA | 0 | 0 | 0 | 0 | 0 | 0 | 0 | 0 | 0 | 0 | 0 |
| GUIPÚZCOA | 0 | 0 | 0 | 0 | 0 | 0 | 0 | 0 | 0 | 0 | 0 |
| VIZCAYA | 0 | 22 | 0 | 0 | 22 | 0 | 13 | 0 | 9 | 0 | 22 |
| LA RIOJA | 0 | 16 | 0 | 0 | 16 | 3 | 4 | 0 | 9 | 0 | 16 |
| CEUTA | 0 | 15 | 1 | 0 | 16 | 0 | 8 | 2 | 4 | 1 | 15 |
| MELILLA | 0 | 13 | 0 | 2 | 15 | 0 | 8 | 0 | 5 | 0 | 13 |
| TOTAL ESTADO | 69 | 2.021 | 24 | 90 | 2.204 | 582 | 713 | 8 | 708 | 10 | 2.021 |

**PRESTACIONES DEL REAL DECRETO 383/1984, DE 1 DE MAYO (LISMI)
REVISIONES DE OFICIO E INSTANCIA DE PARTE EFECTUADAS EN SATP
DATOS DE GESTIÓN CORRESPONDIENTES AL AÑO 2005 HASTA MAYO**

| CC.AA. Y/O PROVINCIAS | REVISIONES EFECTUADAS | | | CAUSAS DE EXTINCIÓN DEL DERECHO | | | | | | | |
|---------------------------------|-----------------------|------------|------------|---------------------------------|----------------------------|-------------------|-----------------------|---------------|-------------------|--------------|------------|
| | Extinción Derecho | Suspensión | TOTAL | Recursos Propios | Prestación Incompatible | Ingreso Centro | Pérdida Residencia | Fallecimiento | Grado y Baremo | Alta S.S. | TOTAL |
| ANDALUCÍA | 103 | 0 | 103 | 43 | 17 | 0 | 0 | 43 | 0 | 0 | 103 |
| ALMERÍA | 19 | 0 | 19 | 5 | 0 | 0 | 0 | 14 | 0 | 0 | 19 |
| CÁDIZ | 7 | 0 | 7 | 7 | 0 | 0 | 0 | 0 | 0 | 0 | 7 |
| CÓRDOBA | 15 | 0 | 15 | 8 | 5 | 0 | 0 | 2 | 0 | 0 | 15 |
| GRANADA | 6 | 0 | 6 | 0 | 6 | 0 | 0 | 0 | 0 | 0 | 6 |
| HUELVA | 1 | 0 | 1 | 0 | 1 | 0 | 0 | 0 | 0 | 0 | 1 |
| JAÉN | 0 | 0 | 0 | 0 | 0 | 0 | 0 | 0 | 0 | 0 | 0 |
| MÁLAGA | 54 | 0 | 54 | 22 | 5 | 0 | 0 | 27 | 0 | 0 | 54 |
| SEVILLA | 1 | 0 | 1 | 1 | 0 | 0 | 0 | 0 | 0 | 0 | 1 |
| ARAGÓN | 3 | 0 | 3 | 0 | 0 | 2 | 1 | 0 | 0 | 0 | 3 |
| HUESCA | 3 | 0 | 3 | 0 | 0 | 2 | 1 | 0 | 0 | 0 | 3 |
| TERUEL | 0 | 0 | 0 | 0 | 0 | 0 | 0 | 0 | 0 | 0 | 0 |
| ZARAGOZA | 0 | 0 | 0 | 0 | 0 | 0 | 0 | 0 | 0 | 0 | 0 |
| ASTURIAS | 28 | 0 | 28 | 10 | 5 | 0 | 0 | 13 | 0 | 0 | 28 |
| ILLES BALEARS | 3 | 0 | 3 | 0 | 2 | 0 | 0 | 1 | 0 | 0 | 3 |
| CANARIAS | 7 | 0 | 7 | 0 | 5 | 0 | 0 | 2 | 0 | 0 | 7 |
| LAS PALMAS | 0 | 0 | 0 | 0 | 0 | 0 | 0 | 0 | 0 | 0 | 0 |
| S.C. TENERIFE | 7 | 0 | 7 | 0 | 5 | 0 | 0 | 2 | 0 | 0 | 7 |
| CANTABRIA | 0 | 0 | 0 | 0 | 0 | 0 | 0 | 0 | 0 | 0 | 0 |
| CASTILLA Y LEÓN | 53 | 0 | 53 | 8 | 17 | 8 | 0 | 20 | 0 | 0 | 53 |
| ÁVILA | 11 | 0 | 11 | 0 | 6 | 1 | 0 | 4 | 0 | 0 | 11 |
| BURGOS | 3 | 0 | 3 | 0 | 0 | 0 | 0 | 3 | 0 | 0 | 3 |
| LEÓN | 0 | 0 | 0 | 0 | 0 | 0 | 0 | 0 | 0 | 0 | 0 |
| PALENCIA | 0 | 0 | 0 | 0 | 0 | 0 | 0 | 0 | 0 | 0 | 0 |
| SALAMANCA | 18 | 0 | 18 | 4 | 3 | 6 | 0 | 5 | 0 | 0 | 18 |
| SEGOVIA | 11 | 0 | 11 | 0 | 6 | 1 | 0 | 4 | 0 | 0 | 11 |
| SORIA | 0 | 0 | 0 | 0 | 0 | 0 | 0 | 0 | 0 | 0 | 0 |
| VALLADOLID | 0 | 0 | 0 | 0 | 0 | 0 | 0 | 0 | 0 | 0 | 0 |
| ZAMORA | 10 | 0 | 10 | 4 | 2 | 0 | 0 | 4 | 0 | 0 | 10 |
| CASTILLA-LA MANCHA | 0 | 0 | 0 | 0 | 0 | 0 | 0 | 0 | 0 | 0 | 0 |
| ALBACETE | 0 | 0 | 0 | 0 | 0 | 0 | 0 | 0 | 0 | 0 | 0 |
| CIUDAD REAL | 0 | 0 | 0 | 0 | 0 | 0 | 0 | 0 | 0 | 0 | 0 |
| CUENCA | 0 | 0 | 0 | 0 | 0 | 0 | 0 | 0 | 0 | 0 | 0 |
| GUADALAJARA | 0 | 0 | 0 | 0 | 0 | 0 | 0 | 0 | 0 | 0 | 0 |
| TOLEDO | 0 | 0 | 0 | 0 | 0 | 0 | 0 | 0 | 0 | 0 | 0 |

(Continúa al dorso)

| CC.AA. Y/O PROVINCIAS | REVISIONES EFECTUADAS | | | CAUSAS DE EXTINCIÓN DEL DERECHO | | | | | | | |
|-----------------------------|-----------------------|------------|-------|---------------------------------|----------------------------|-------------------|-----------------------|---------------|-------------------|--------------|-------|
| | Extinción Derecho | Suspensión | TOTAL | Recursos Propios | Prestación Incompatible | Ingreso Centro | Pérdida Residencia | Fallecimiento | Grado y Baremo | Alta S.S. | TOTAL |
| CATALUNYA | 0 | 0 | 0 | 0 | 0 | 0 | 0 | 0 | 0 | 0 | 0 |
| BARCELONA | 0 | 0 | 0 | 0 | 0 | 0 | 0 | 0 | 0 | 0 | 0 |
| GIRONA | 0 | 0 | 0 | 0 | 0 | 0 | 0 | 0 | 0 | 0 | 0 |
| LLEIDA | 0 | 0 | 0 | 0 | 0 | 0 | 0 | 0 | 0 | 0 | 0 |
| TARRAGONA | 0 | 0 | 0 | 0 | 0 | 0 | 0 | 0 | 0 | 0 | 0 |
| COMUNIDAD VALENCIANA | 9 | 0 | 9 | 4 | 0 | 0 | 0 | 5 | 0 | 0 | 9 |
| ALICANTE | 0 | 0 | 0 | 0 | 0 | 0 | 0 | 0 | 0 | 0 | 0 |
| CASTELLÓN | 0 | 0 | 0 | 0 | 0 | 0 | 0 | 0 | 0 | 0 | 0 |
| VALENCIA | 9 | 0 | 9 | 4 | 0 | 0 | 0 | 5 | 0 | 0 | 9 |
| EXTREMADURA | 15 | 0 | 15 | 1 | 4 | 8 | 0 | 2 | 0 | 0 | 15 |
| BADAJOS | 0 | 0 | 0 | 0 | 0 | 0 | 0 | 0 | 0 | 0 | 0 |
| CÁCERES | 15 | 0 | 15 | 1 | 4 | 8 | 0 | 2 | 0 | 0 | 15 |
| GALICIA | 11 | 7 | 18 | 0 | 4 | 0 | 0 | 7 | 0 | 0 | 11 |
| A CORUÑA | 0 | 0 | 0 | 0 | 0 | 0 | 0 | 0 | 0 | 0 | 0 |
| LUGO | 0 | 0 | 0 | 0 | 0 | 0 | 0 | 0 | 0 | 0 | 0 |
| OURENSE | 0 | 0 | 0 | 0 | 0 | 0 | 0 | 0 | 0 | 0 | 0 |
| PONTEVEDRA | 11 | 7 | 18 | 0 | 4 | 0 | 0 | 7 | 0 | 0 | 11 |
| MADRID | 30 | 11 | 41 | 0 | 14 | 0 | 0 | 16 | 0 | 0 | 30 |
| MURCIA | 41 | 0 | 41 | 10 | 2 | 3 | 0 | 20 | 6 | 0 | 41 |
| NAVARRA | 15 | 0 | 15 | 0 | 7 | 0 | 0 | 8 | 0 | 0 | 15 |
| PAÍS VASCO | 4 | 0 | 4 | 0 | 1 | 1 | 0 | 2 | 0 | 0 | 4 |
| ÁLAVA | 0 | 0 | 0 | 0 | 0 | 0 | 0 | 0 | 0 | 0 | 0 |
| GUIPÚZCOA | 0 | 0 | 0 | 0 | 0 | 0 | 0 | 0 | 0 | 0 | 0 |
| VIZCAYA | 4 | 0 | 4 | 0 | 1 | 1 | 0 | 2 | 0 | 0 | 4 |
| LA RIOJA | 1 | 0 | 1 | 0 | 0 | 0 | 0 | 1 | 0 | 0 | 1 |
| CEUTA | 5 | 0 | 5 | 2 | 0 | 1 | 1 | 1 | 0 | 0 | 5 |
| MELILLA | 4 | 0 | 4 | 1 | 0 | 0 | 0 | 3 | 0 | 0 | 4 |
| TOTAL ESTADO | 332 | 18 | 350 | 79 | 78 | 23 | 2 | 144 | 6 | 0 | 332 |

**PRESTACIONES DEL REAL DECRETO 383/1984, DE 1 DE MAYO (LISMI)
REVISIONES DE OFICIO E INSTANCIA DE PARTE EFECTUADAS EN SMGT
DATOS DE GESTIÓN CORRESPONDIENTES AL AÑO 2005 HASTA MAYO**

| CC.AA. Y/O PROVINCIAS | REVISIONES EFECTUADAS | | | CAUSAS DE EXTINCIÓN DEL DERECHO | | | | | | | | |
|-----------------------------|-----------------------|------------|-----------|---------------------------------|------------------------|----------------------------|-------------------|-----------------------|---------------|-------------------|--------------|-----------|
| | Extinción Derecho | Suspensión | TOTAL | Recursos Propios | Recursos Familiares | Prestación Incompatible | Ingreso Centro | Pérdida Residencia | Fallecimiento | Grado y Baremo | Alta S.S. | TOTAL |
| ANDALUCÍA | 34 | 0 | 34 | 10 | 1 | 3 | 0 | 1 | 19 | 0 | 0 | 34 |
| ALMERÍA | 12 | 0 | 12 | 1 | 0 | 0 | 0 | 0 | 11 | 0 | 0 | 12 |
| CÁDIZ | 5 | 0 | 5 | 5 | 0 | 0 | 0 | 0 | 0 | 0 | 0 | 5 |
| CÓRDOBA | 1 | 0 | 1 | 0 | 0 | 0 | 0 | 1 | 0 | 0 | 0 | 1 |
| GRANADA | 3 | 0 | 3 | 0 | 0 | 2 | 0 | 0 | 1 | 0 | 0 | 3 |
| HUELVA | 1 | 0 | 1 | 0 | 1 | 0 | 0 | 0 | 0 | 0 | 0 | 1 |
| JAÉN | 0 | 0 | 0 | 0 | 0 | 0 | 0 | 0 | 0 | 0 | 0 | 0 |
| MÁLAGA | 10 | 0 | 10 | 2 | 0 | 1 | 0 | 0 | 7 | 0 | 0 | 10 |
| SEVILLA | 2 | 0 | 2 | 2 | 0 | 0 | 0 | 0 | 0 | 0 | 0 | 2 |
| ARAGÓN | 3 | 0 | 3 | 0 | 0 | 0 | 0 | 0 | 3 | 0 | 0 | 3 |
| HUESCA | 3 | 0 | 3 | 0 | 0 | 0 | 0 | 0 | 3 | 0 | 0 | 3 |
| TERUEL | 0 | 0 | 0 | 0 | 0 | 0 | 0 | 0 | 0 | 0 | 0 | 0 |
| ZARAGOZA | 0 | 0 | 0 | 0 | 0 | 0 | 0 | 0 | 0 | 0 | 0 | 0 |
| ASTURIAS | 18 | 0 | 18 | 0 | 6 | 1 | 0 | 2 | 9 | 0 | 0 | 18 |
| ILLES BALEARS | 0 | 0 | 0 | 0 | 0 | 0 | 0 | 0 | 0 | 0 | 0 | 0 |
| CANARIAS | 0 | 0 | 0 | 0 | 0 | 0 | 0 | 0 | 0 | 0 | 0 | 0 |
| LAS PALMAS | 0 | 0 | 0 | 0 | 0 | 0 | 0 | 0 | 0 | 0 | 0 | 0 |
| S.C. TENERIFE | 0 | 0 | 0 | 0 | 0 | 0 | 0 | 0 | 0 | 0 | 0 | 0 |
| CANTABRIA | 0 | 0 | 0 | 0 | 0 | 0 | 0 | 0 | 0 | 0 | 0 | 0 |
| CASTILLA Y LEÓN | 20 | 0 | 20 | 5 | 5 | 0 | 0 | 0 | 9 | 0 | 1 | 20 |
| ÁVILA | 0 | 0 | 0 | 0 | 0 | 0 | 0 | 0 | 0 | 0 | 0 | 0 |
| BURGOS | 1 | 0 | 1 | 0 | 0 | 0 | 0 | 0 | 0 | 0 | 1 | 1 |
| LEÓN | 0 | 0 | 0 | 0 | 0 | 0 | 0 | 0 | 0 | 0 | 0 | 0 |
| PALENCIA | 0 | 0 | 0 | 0 | 0 | 0 | 0 | 0 | 0 | 0 | 0 | 0 |
| SALAMANCA | 15 | 0 | 15 | 5 | 5 | 0 | 0 | 0 | 5 | 0 | 0 | 15 |
| SEGOVIA | 1 | 0 | 1 | 0 | 0 | 0 | 0 | 0 | 1 | 0 | 0 | 1 |
| SORIA | 0 | 0 | 0 | 0 | 0 | 0 | 0 | 0 | 0 | 0 | 0 | 0 |
| VALLADOLID | 0 | 0 | 0 | 0 | 0 | 0 | 0 | 0 | 0 | 0 | 0 | 0 |
| ZAMORA | 3 | 0 | 3 | 0 | 0 | 0 | 0 | 0 | 3 | 0 | 0 | 3 |
| CASTILLA-LA MANCHA | 0 | 0 | 0 | 0 | 0 | 0 | 0 | 0 | 0 | 0 | 0 | 0 |
| ALBACETE | 0 | 0 | 0 | 0 | 0 | 0 | 0 | 0 | 0 | 0 | 0 | 0 |
| CIUDAD REAL | 0 | 0 | 0 | 0 | 0 | 0 | 0 | 0 | 0 | 0 | 0 | 0 |
| CUENCA | 0 | 0 | 0 | 0 | 0 | 0 | 0 | 0 | 0 | 0 | 0 | 0 |
| GUADALAJARA | 0 | 0 | 0 | 0 | 0 | 0 | 0 | 0 | 0 | 0 | 0 | 0 |
| TOLEDO | 0 | 0 | 0 | 0 | 0 | 0 | 0 | 0 | 0 | 0 | 0 | 0 |

(Continúa al dorso)

| CC.AA. Y/O PROVINCIAS | REVISIONES EFECTUADAS | | | CAUSAS DE EXTINCIÓN DEL DERECHO | | | | | | | | |
|-----------------------------|-----------------------|------------|-------|---------------------------------|------------------------|----------------------------|-------------------|-----------------------|---------------|-------------------|--------------|-------|
| | Extinción Derecho | Suspensión | TOTAL | Recursos Propios | Recursos Familiares | Prestación Incompatible | Ingreso Centro | Pérdida Residencia | Fallecimiento | Grado y Baremo | Alta S.S. | TOTAL |
| CATALUNYA | 0 | 0 | 0 | 0 | 0 | 0 | 0 | 0 | 0 | 0 | 0 | 0 |
| BARCELONA | 0 | 0 | 0 | 0 | 0 | 0 | 0 | 0 | 0 | 0 | 0 | 0 |
| GIRONA | 0 | 0 | 0 | 0 | 0 | 0 | 0 | 0 | 0 | 0 | 0 | 0 |
| LLEIDA | 0 | 0 | 0 | 0 | 0 | 0 | 0 | 0 | 0 | 0 | 0 | 0 |
| TARRAGONA | 0 | 0 | 0 | 0 | 0 | 0 | 0 | 0 | 0 | 0 | 0 | 0 |
| COMUNIDAD VALENCIANA | 2 | 0 | 2 | 0 | 0 | 1 | 0 | 0 | 1 | 0 | 0 | 2 |
| ALICANTE | 0 | 0 | 0 | 0 | 0 | 0 | 0 | 0 | 0 | 0 | 0 | 0 |
| CASTELLÓN | 0 | 0 | 0 | 0 | 0 | 0 | 0 | 0 | 0 | 0 | 0 | 0 |
| VALENCIA | 2 | 0 | 2 | 0 | 0 | 1 | 0 | 0 | 1 | 0 | 0 | 2 |
| EXTREMADURA | 17 | 1 | 18 | 5 | 6 | 0 | 0 | 0 | 6 | 0 | 0 | 17 |
| BADAJOS | 0 | 0 | 0 | 0 | 0 | 0 | 0 | 0 | 0 | 0 | 0 | 0 |
| CÁCERES | 17 | 1 | 18 | 5 | 6 | 0 | 0 | 0 | 6 | 0 | 0 | 17 |
| GALICIA | 10 | 4 | 14 | 1 | 1 | 3 | 0 | 0 | 5 | 0 | 0 | 10 |
| A CORUÑA | 0 | 0 | 0 | 0 | 0 | 0 | 0 | 0 | 0 | 0 | 0 | 0 |
| LUGO | 0 | 0 | 0 | 0 | 0 | 0 | 0 | 0 | 0 | 0 | 0 | 0 |
| OURENSE | 1 | 0 | 1 | 0 | 1 | 0 | 0 | 0 | 0 | 0 | 0 | 1 |
| PONTEVEDRA | 9 | 4 | 13 | 1 | 0 | 3 | 0 | 0 | 5 | 0 | 0 | 9 |
| MADRID | 13 | 11 | 24 | 0 | 0 | 3 | 0 | 0 | 10 | 0 | 0 | 13 |
| MURCIA | 36 | 0 | 36 | 8 | 2 | 1 | 0 | 0 | 25 | 0 | 0 | 36 |
| NAVARRA | 5 | 0 | 5 | 0 | 0 | 0 | 0 | 0 | 5 | 0 | 0 | 5 |
| PAÍS VASCO | 1 | 0 | 1 | 1 | 0 | 0 | 0 | 0 | 0 | 0 | 0 | 1 |
| ÁLAVA | 0 | 0 | 0 | 0 | 0 | 0 | 0 | 0 | 0 | 0 | 0 | 0 |
| GUIPÚZCOA | 0 | 0 | 0 | 0 | 0 | 0 | 0 | 0 | 0 | 0 | 0 | 0 |
| VIZCAYA | 1 | 0 | 1 | 1 | 0 | 0 | 0 | 0 | 0 | 0 | 0 | 1 |
| LA RIOJA | 2 | 0 | 2 | 0 | 1 | 0 | 0 | 0 | 1 | 0 | 0 | 2 |
| CEUTA | 28 | 0 | 28 | 2 | 21 | 0 | 1 | 1 | 2 | 0 | 1 | 28 |
| MELILLA | 22 | 0 | 22 | 3 | 9 | 0 | 0 | 0 | 10 | 0 | 0 | 22 |
| TOTAL ESTADO | 211 | 16 | 227 | 35 | 52 | 12 | 1 | 4 | 105 | 0 | 2 | 211 |

**PRESTACIONES DEL REAL DECRETO 383/1984, DE 1 DE MAYO (LISMI)
REVISIONES DE OFICIO E INSTANCIA DE PARTE EFECTUADAS EN ASPF
DATOS DE GESTIÓN CORRESPONDIENTES AL AÑO 2005 HASTA MAYO**

| CC.AA. Y/O PROVINCIAS | REVISIONES EFECTUADAS | | | CAUSAS DE EXTINCIÓN DEL DERECHO | | | | | |
|---------------------------------|-----------------------|------------|-----------|---------------------------------|-----------------------|---------------|-------------------|--------------|-----------|
| | Extinción Derecho | Suspensión | TOTAL | Prestación Incompatible | Pérdida Residencia | Fallecimiento | Grado y Baremo | Alta S.S. | TOTAL |
| ANDALUCÍA | 41 | 0 | 41 | 19 | 0 | 17 | 0 | 5 | 41 |
| ALMERÍA | 6 | 0 | 6 | 1 | 0 | 2 | 0 | 3 | 6 |
| CÁDIZ | 0 | 0 | 0 | 0 | 0 | 0 | 0 | 0 | 0 |
| CÓRDOBA | 1 | 0 | 1 | 0 | 0 | 0 | 0 | 1 | 1 |
| GRANADA | 15 | 0 | 15 | 12 | 0 | 3 | 0 | 0 | 15 |
| HUELVA | 1 | 0 | 1 | 0 | 0 | 0 | 0 | 1 | 1 |
| JAÉN | 0 | 0 | 0 | 0 | 0 | 0 | 0 | 0 | 0 |
| MÁLAGA | 18 | 0 | 18 | 6 | 0 | 12 | 0 | 0 | 18 |
| SEVILLA | 0 | 0 | 0 | 0 | 0 | 0 | 0 | 0 | 0 |
| ARAGÓN | 7 | 0 | 7 | 4 | 0 | 2 | 0 | 1 | 7 |
| HUESCA | 7 | 0 | 7 | 4 | 0 | 2 | 0 | 1 | 7 |
| TERUEL | 0 | 0 | 0 | 0 | 0 | 0 | 0 | 0 | 0 |
| ZARAGOZA | 0 | 0 | 0 | 0 | 0 | 0 | 0 | 0 | 0 |
| ASTURIAS | 22 | 0 | 22 | 11 | 0 | 9 | 0 | 2 | 22 |
| ILLES BALEARS | 0 | 0 | 0 | 0 | 0 | 0 | 0 | 0 | 0 |
| CANARIAS | 0 | 0 | 0 | 0 | 0 | 0 | 0 | 0 | 0 |
| LAS PALMAS | 0 | 0 | 0 | 0 | 0 | 0 | 0 | 0 | 0 |
| S.C. TENERIFE | 0 | 0 | 0 | 0 | 0 | 0 | 0 | 0 | 0 |
| CANTABRIA | 0 | 0 | 0 | 0 | 0 | 0 | 0 | 0 | 0 |
| CASTILLA Y LEÓN | 13 | 0 | 13 | 8 | 0 | 5 | 0 | 0 | 13 |
| ÁVILA | 0 | 0 | 0 | 0 | 0 | 0 | 0 | 0 | 0 |
| BURGOS | 1 | 0 | 1 | 1 | 0 | 0 | 0 | 0 | 1 |
| LEÓN | 0 | 0 | 0 | 0 | 0 | 0 | 0 | 0 | 0 |
| PALENCIA | 0 | 0 | 0 | 0 | 0 | 0 | 0 | 0 | 0 |
| SALAMANCA | 11 | 0 | 11 | 6 | 0 | 5 | 0 | 0 | 11 |
| SEGOVIA | 0 | 0 | 0 | 0 | 0 | 0 | 0 | 0 | 0 |
| SORIA | 1 | 0 | 1 | 1 | 0 | 0 | 0 | 0 | 1 |
| VALLADOLID | 0 | 0 | 0 | 0 | 0 | 0 | 0 | 0 | 0 |
| ZAMORA | 0 | 0 | 0 | 0 | 0 | 0 | 0 | 0 | 0 |
| CASTILLA-LA MANCHA | 0 | 0 | 0 | 0 | 0 | 0 | 0 | 0 | 0 |
| ALBACETE | 0 | 0 | 0 | 0 | 0 | 0 | 0 | 0 | 0 |
| CIUDAD REAL | 0 | 0 | 0 | 0 | 0 | 0 | 0 | 0 | 0 |
| CUENCA | 0 | 0 | 0 | 0 | 0 | 0 | 0 | 0 | 0 |
| GUADALAJARA | 0 | 0 | 0 | 0 | 0 | 0 | 0 | 0 | 0 |
| TOLEDO | 0 | 0 | 0 | 0 | 0 | 0 | 0 | 0 | 0 |

(Continúa al dorso)

| CC.AA. Y/O PROVINCIAS | REVISIONES EFECTUADAS | | | CAUSAS DE EXTINCIÓN DEL DERECHO | | | | | |
|-----------------------------|-----------------------|------------|-------|---------------------------------|-----------------------|---------------|-------------------|--------------|-------|
| | Extinción Derecho | Suspensión | TOTAL | Prestación Incompatible | Pérdida Residencia | Fallecimiento | Grado y Baremo | Alta S.S. | TOTAL |
| CATALUNYA | 0 | 0 | 0 | 0 | 0 | 0 | 0 | 0 | 0 |
| BARCELONA | 0 | 0 | 0 | 0 | 0 | 0 | 0 | 0 | 0 |
| GIRONA | 0 | 0 | 0 | 0 | 0 | 0 | 0 | 0 | 0 |
| LLEIDA | 0 | 0 | 0 | 0 | 0 | 0 | 0 | 0 | 0 |
| TARRAGONA | 0 | 0 | 0 | 0 | 0 | 0 | 0 | 0 | 0 |
| COMUNIDAD VALENCIANA | 1 | 0 | 1 | 1 | 0 | 0 | 0 | 0 | 1 |
| ALICANTE | 0 | 0 | 0 | 0 | 0 | 0 | 0 | 0 | 0 |
| CASTELLÓN | 0 | 0 | 0 | 0 | 0 | 0 | 0 | 0 | 0 |
| VALENCIA | 1 | 0 | 1 | 1 | 0 | 0 | 0 | 0 | 1 |
| EXTREMADURA | 0 | 0 | 0 | 0 | 0 | 0 | 0 | 0 | 0 |
| BADAJOS | 0 | 0 | 0 | 0 | 0 | 0 | 0 | 0 | 0 |
| CÁCERES | 0 | 0 | 0 | 0 | 0 | 0 | 0 | 0 | 0 |
| GALICIA | 14 | 9 | 23 | 4 | 0 | 8 | 0 | 2 | 14 |
| A CORUÑA | 0 | 0 | 0 | 0 | 0 | 0 | 0 | 0 | 0 |
| LUGO | 0 | 0 | 0 | 0 | 0 | 0 | 0 | 0 | 0 |
| OURENSE | 2 | 0 | 2 | 0 | 0 | 0 | 0 | 2 | 2 |
| PONTEVEDRA | 12 | 9 | 21 | 4 | 0 | 8 | 0 | 0 | 12 |
| MADRID | 38 | 0 | 38 | 4 | 0 | 32 | 0 | 2 | 38 |
| MURCIA | 13 | 0 | 13 | 4 | 0 | 9 | 0 | 0 | 13 |
| NAVARRA | 7 | 0 | 7 | 2 | 0 | 5 | 0 | 0 | 7 |
| PAÍS VASCO | 2 | 0 | 2 | 0 | 0 | 0 | 0 | 2 | 2 |
| ÁLAVA | 0 | 0 | 0 | 0 | 0 | 0 | 0 | 0 | 0 |
| GUIPÚZCOA | 0 | 0 | 0 | 0 | 0 | 0 | 0 | 0 | 0 |
| VIZCAYA | 2 | 0 | 2 | 0 | 0 | 0 | 0 | 2 | 2 |
| LA RIOJA | 2 | 0 | 2 | 1 | 0 | 1 | 0 | 0 | 2 |
| CEUTA | 6 | 0 | 6 | 2 | 0 | 4 | 0 | 0 | 6 |
| MELILLA | 4 | 0 | 4 | 4 | 0 | 0 | 0 | 0 | 4 |
| TOTAL ESTADO | 170 | 9 | 179 | 64 | 0 | 92 | 0 | 14 | 170 |

**PRESTACIONES DEL REAL DECRETO 383/1984, DE 1 DE MAYO (LISMI)
TOTAL REVISIONES DE OFICIO E INSTANCIA DE PARTE EFECTUADAS
DATOS DE GESTIÓN CORRESPONDIENTES AL AÑO 2005 HASTA MAYO**

| CC.AA. Y/O PROVINCIAS | REVISIONES EFECTUADAS | | | | CAUSAS DE EXTINCIÓN DEL DERECHO | | | | | | | | | |
|-------------------------------------|--------------------------|--------------------------|--------------|----------|---------------------------------|-------------------------|----------------------------|--------------------------------|-----------------------|---------------------------|---------------|-----------------------|------------------|------------|
| | Modifica. Cuantía | Extinción Derecho | Suspensión | | TOTAL | Recursos Propios | Recursos Familiares | Prestación Incompatible | Ingreso Centro | Pérdida Residencia | Fallecimiento | Grado y Baremo | Alta S.S. | TOTAL |
| | | | Act. Laboral | Otras | | | | | | | | | | |
| ANDALUCÍA | 6 | 727 | 10 | 0 | 743 | 378 | 1 | 109 | 0 | 1 | 233 | 0 | 5 | 727 |
| ALMERÍA | 0 | 185 | 2 | 0 | 187 | 102 | 0 | 4 | 0 | 0 | 76 | 0 | 3 | 185 |
| CÁDIZ | 1 | 36 | 2 | 0 | 39 | 32 | 0 | 0 | 0 | 0 | 4 | 0 | 0 | 36 |
| CÓRDOBA | 2 | 73 | 1 | 0 | 76 | 43 | 0 | 16 | 0 | 1 | 12 | 0 | 1 | 73 |
| GRANADA | 1 | 56 | 0 | 0 | 57 | 0 | 0 | 46 | 0 | 0 | 10 | 0 | 0 | 56 |
| HUELVA | 0 | 24 | 0 | 0 | 24 | 6 | 1 | 5 | 0 | 0 | 11 | 0 | 1 | 24 |
| JAÉN | 0 | 26 | 0 | 0 | 26 | 26 | 0 | 0 | 0 | 0 | 0 | 0 | 0 | 26 |
| MÁLAGA | 2 | 291 | 2 | 0 | 295 | 134 | 0 | 37 | 0 | 0 | 120 | 0 | 0 | 291 |
| SEVILLA | 0 | 36 | 3 | 0 | 39 | 35 | 0 | 1 | 0 | 0 | 0 | 0 | 0 | 36 |
| ARAGÓN | 0 | 37 | 0 | 0 | 37 | 1 | 0 | 16 | 2 | 7 | 10 | 0 | 1 | 37 |
| HUESCA | 0 | 32 | 0 | 0 | 32 | 0 | 0 | 16 | 2 | 4 | 9 | 0 | 1 | 32 |
| TERUEL | 0 | 5 | 0 | 0 | 5 | 1 | 0 | 0 | 0 | 3 | 1 | 0 | 0 | 5 |
| ZARAGOZA | 0 | 0 | 0 | 0 | 0 | 0 | 0 | 0 | 0 | 0 | 0 | 0 | 0 | 0 |
| ASTURIAS | 4 | 215 | 0 | 0 | 219 | 11 | 6 | 103 | 0 | 2 | 91 | 0 | 2 | 215 |
| ILLES BALEARS | 0 | 27 | 0 | 0 | 27 | 0 | 0 | 14 | 0 | 0 | 13 | 0 | 0 | 27 |
| CANARIAS | 0 | 25 | 1 | 0 | 26 | 0 | 0 | 21 | 0 | 0 | 4 | 0 | 0 | 25 |
| LAS PALMAS | 0 | 6 | 0 | 0 | 6 | 0 | 0 | 6 | 0 | 0 | 0 | 0 | 0 | 6 |
| S.C. TENERIFE | 0 | 19 | 1 | 0 | 20 | 0 | 0 | 15 | 0 | 0 | 4 | 0 | 0 | 19 |
| CANTABRIA | 0 | 0 | 0 | 0 | 0 | 0 | 0 | 0 | 0 | 0 | 0 | 0 | 0 | 0 |
| CASTILLA Y LEÓN | 6 | 254 | 0 | 1 | 261 | 13 | 5 | 114 | 8 | 0 | 113 | 0 | 1 | 254 |
| ÁVILA | 5 | 34 | 0 | 0 | 39 | 0 | 0 | 18 | 1 | 0 | 15 | 0 | 0 | 34 |
| BURGOS | 0 | 23 | 0 | 0 | 23 | 0 | 0 | 13 | 0 | 0 | 9 | 0 | 1 | 23 |
| LEÓN | 0 | 0 | 0 | 0 | 0 | 0 | 0 | 0 | 0 | 0 | 0 | 0 | 0 | 0 |
| PALENCIA | 0 | 0 | 0 | 0 | 0 | 0 | 0 | 0 | 0 | 0 | 0 | 0 | 0 | 0 |
| SALAMANCA | 0 | 105 | 0 | 0 | 105 | 9 | 5 | 40 | 6 | 0 | 45 | 0 | 0 | 105 |
| SEGOVIA | 1 | 27 | 0 | 0 | 28 | 0 | 0 | 16 | 1 | 0 | 10 | 0 | 0 | 27 |
| SORIA | 0 | 20 | 0 | 0 | 20 | 0 | 0 | 12 | 0 | 0 | 8 | 0 | 0 | 20 |
| VALLADOLID | 0 | 0 | 0 | 0 | 0 | 0 | 0 | 0 | 0 | 0 | 0 | 0 | 0 | 0 |
| ZAMORA | 0 | 45 | 0 | 1 | 46 | 4 | 0 | 15 | 0 | 0 | 26 | 0 | 0 | 45 |
| CASTILLA-LA MANCHA | 0 | 0 | 0 | 0 | 0 | 0 | 0 | 0 | 0 | 0 | 0 | 0 | 0 | 0 |
| ALBACETE | 0 | 0 | 0 | 0 | 0 | 0 | 0 | 0 | 0 | 0 | 0 | 0 | 0 | 0 |
| CIUDAD REAL | 0 | 0 | 0 | 0 | 0 | 0 | 0 | 0 | 0 | 0 | 0 | 0 | 0 | 0 |
| CUENCA | 0 | 0 | 0 | 0 | 0 | 0 | 0 | 0 | 0 | 0 | 0 | 0 | 0 | 0 |
| GUADALAJARA | 0 | 0 | 0 | 0 | 0 | 0 | 0 | 0 | 0 | 0 | 0 | 0 | 0 | 0 |
| TOLEDO | 0 | 0 | 0 | 0 | 0 | 0 | 0 | 0 | 0 | 0 | 0 | 0 | 0 | 0 |

(Continúa al dorso)

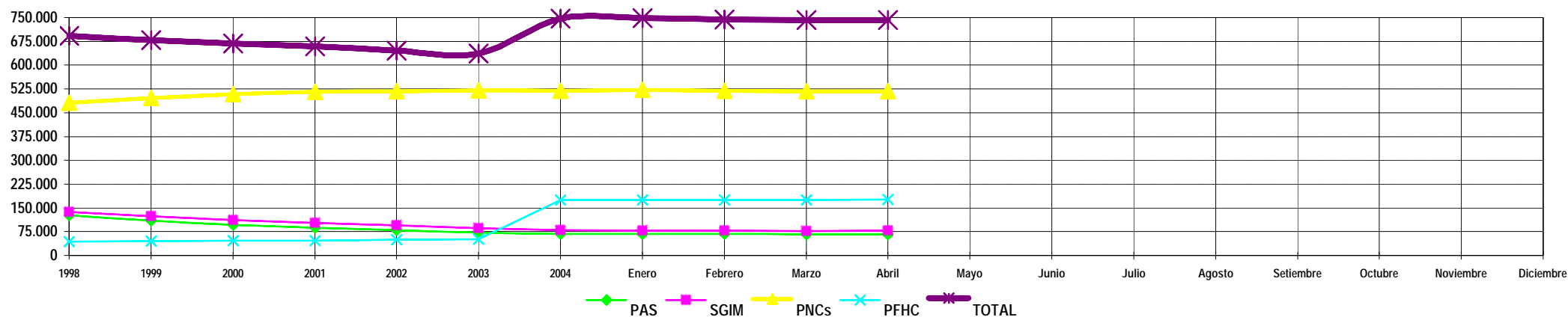
| CC.AA. Y/O PROVINCIAS | REVISIONES EFECTUADAS | | | | CAUSAS DE EXTINCIÓN DEL DERECHO | | | | | | | | | |
|-----------------------------|-----------------------|----------------------|-----------------|-------|---------------------------------|---------------------|------------------------|----------------------------|-------------------|-----------------------|---------------|-------------------|--------------|-------|
| | Modifica. Cuantía | Extinción Derecho | Suspensión SGIM | | TOTAL | Recursos Propios | Recursos Familiares | Prestación Incompatible | Ingreso Centro | Pérdida Residencia | Fallecimiento | Grado y Baremo | Alta S.S. | TOTAL |
| | | | Act. Laboral | Otras | | | | | | | | | | |
| CATALUNYA | 0 | 0 | 0 | 0 | 0 | 0 | 0 | 0 | 0 | 0 | 0 | 0 | 0 | 0 |
| BARCELONA | 0 | 0 | 0 | 0 | 0 | 0 | 0 | 0 | 0 | 0 | 0 | 0 | 0 | 0 |
| GIRONA | 0 | 0 | 0 | 0 | 0 | 0 | 0 | 0 | 0 | 0 | 0 | 0 | 0 | 0 |
| LLEIDA | 0 | 0 | 0 | 0 | 0 | 0 | 0 | 0 | 0 | 0 | 0 | 0 | 0 | 0 |
| TARRAGONA | 0 | 0 | 0 | 0 | 0 | 0 | 0 | 0 | 0 | 0 | 0 | 0 | 0 | 0 |
| COMUNIDAD VALENCIANA | 1 | 297 | 0 | 0 | 298 | 21 | 0 | 174 | 0 | 0 | 102 | 0 | 0 | 297 |
| ALICANTE | 0 | 221 | 0 | 0 | 221 | 0 | 0 | 150 | 0 | 0 | 71 | 0 | 0 | 221 |
| CASTELLÓN | 1 | 12 | 0 | 0 | 13 | 0 | 0 | 8 | 0 | 0 | 4 | 0 | 0 | 12 |
| VALENCIA | 0 | 64 | 0 | 0 | 64 | 21 | 0 | 16 | 0 | 0 | 27 | 0 | 0 | 64 |
| EXTREMADURA | 0 | 117 | 1 | 3 | 121 | 6 | 6 | 53 | 8 | 0 | 44 | 0 | 0 | 117 |
| BADAJOS | 0 | 0 | 0 | 0 | 0 | 0 | 0 | 0 | 0 | 0 | 0 | 0 | 0 | 0 |
| CÁCERES | 0 | 117 | 1 | 3 | 121 | 6 | 6 | 53 | 8 | 0 | 44 | 0 | 0 | 117 |
| GALICIA | 0 | 110 | 2 | 41 | 153 | 17 | 1 | 41 | 0 | 0 | 49 | 0 | 2 | 110 |
| A CORUÑA | 0 | 0 | 0 | 0 | 0 | 0 | 0 | 0 | 0 | 0 | 0 | 0 | 0 | 0 |
| LUGO | 0 | 0 | 0 | 0 | 0 | 0 | 0 | 0 | 0 | 0 | 0 | 0 | 0 | 0 |
| OURENSE | 0 | 14 | 0 | 1 | 15 | 0 | 1 | 4 | 0 | 0 | 7 | 0 | 2 | 14 |
| PONTEVEDRA | 0 | 96 | 2 | 40 | 138 | 17 | 0 | 37 | 0 | 0 | 42 | 0 | 0 | 96 |
| MADRID | 1 | 239 | 4 | 86 | 330 | 1 | 0 | 114 | 0 | 0 | 115 | 7 | 2 | 239 |
| MURCIA | 51 | 465 | 2 | 0 | 518 | 236 | 2 | 30 | 3 | 0 | 186 | 8 | 0 | 465 |
| NAVARRA | 0 | 74 | 3 | 0 | 77 | 0 | 0 | 37 | 0 | 0 | 37 | 0 | 0 | 74 |
| PAÍS VASCO | 0 | 29 | 0 | 0 | 29 | 1 | 0 | 14 | 1 | 0 | 11 | 0 | 2 | 29 |
| ÁLAVA | 0 | 0 | 0 | 0 | 0 | 0 | 0 | 0 | 0 | 0 | 0 | 0 | 0 | 0 |
| GUIPÚZCOA | 0 | 0 | 0 | 0 | 0 | 0 | 0 | 0 | 0 | 0 | 0 | 0 | 0 | 0 |
| VIZCAYA | 0 | 29 | 0 | 0 | 29 | 1 | 0 | 14 | 1 | 0 | 11 | 0 | 2 | 29 |
| LA RIOJA | 0 | 21 | 0 | 0 | 21 | 3 | 1 | 5 | 0 | 0 | 12 | 0 | 0 | 21 |
| CEUTA | 0 | 54 | 1 | 0 | 55 | 4 | 21 | 10 | 2 | 4 | 11 | 1 | 1 | 54 |
| MELILLA | 0 | 43 | 0 | 2 | 45 | 4 | 9 | 12 | 0 | 0 | 18 | 0 | 0 | 43 |
| TOTAL ESTADO | 69 | 2.734 | 24 | 133 | 2.960 | 696 | 52 | 867 | 24 | 14 | 1.049 | 16 | 16 | 2.734 |

3

SITUACIÓN PRESTACIONES DE NATURALEZA NO CONTRIBUTIVA

SITUACIÓN DE LAS PRESTACIONES DE NATURALEZA NO CONTRIBUTIVA (PNNC)

| | PNNC DE JUBILACIÓN / VEJEZ | | | | PNNC DE INVALIDEZ / ENFERMEDAD | | | | | TOTAL PNNC | | | | |
|------------------|----------------------------|--------|---------|----------------|--------------------------------|--------|---------|---------|----------------|------------|---------|---------|---------|----------------|
| | PAS | SGIM | PNC | TOTAL | PAS | SGIM | PNC | PFHC | TOTAL | PAS | SGIM | PNCs | PFHC | TOTAL |
| 1998 | 34.210 | 64.185 | 221.122 | 319.517 | 60.133 | 41.267 | 228.412 | 11.619 | 341.431 | 94.343 | 105.452 | 449.534 | 11.619 | 660.948 |
| 1999 | 26.533 | 58.122 | 225.984 | 310.639 | 51.543 | 33.846 | 238.352 | 13.102 | 336.843 | 78.076 | 91.968 | 464.336 | 13.102 | 647.482 |
| 2000 | 20.549 | 52.794 | 231.400 | 304.743 | 44.542 | 27.917 | 244.802 | 14.449 | 331.710 | 65.091 | 80.711 | 476.202 | 14.449 | 636.453 |
| 2001 | 16.772 | 48.118 | 276.216 | 341.106 | 39.457 | 23.304 | 207.620 | 15.804 | 286.185 | 56.229 | 71.422 | 483.836 | 15.804 | 627.291 |
| 2002 | 13.467 | 43.340 | 279.432 | 336.239 | 34.824 | 19.364 | 206.814 | 17.409 | 278.411 | 48.291 | 62.704 | 486.246 | 17.409 | 614.650 |
| 2003 | 10.690 | 38.674 | 282.063 | 331.427 | 30.613 | 16.318 | 207.273 | 18.960 | 273.164 | 41.303 | 54.992 | 489.336 | 18.960 | 604.591 |
| 2004 | 8.579 | 34.197 | 280.338 | 323.114 | 27.588 | 13.847 | 206.953 | 143.562 | 391.950 | 36.167 | 48.044 | 487.291 | 143.562 | 715.064 |
| 2005 | | | | | | | | | | | | | | |
| Enero | 8.428 | 33.650 | 281.902 | 323.980 | 27.440 | 13.509 | 208.004 | 144.062 | 393.015 | 35.868 | 47.159 | 489.906 | 144.062 | 716.995 |
| Febrero | 8.297 | 33.224 | 280.366 | 321.887 | 27.259 | 12.860 | 206.696 | 144.045 | 390.860 | 35.556 | 46.084 | 487.062 | 144.045 | 712.747 |
| Marzo | 8.040 | 32.456 | 280.070 | 320.566 | 26.973 | 12.710 | 206.529 | 143.937 | 390.149 | 35.013 | 45.166 | 486.599 | 143.937 | 710.715 |
| Abril | 7.856 | 32.974 | 279.699 | 320.529 | 26.744 | 13.099 | 206.162 | 144.353 | 390.358 | 34.600 | 46.073 | 485.861 | 144.353 | 710.887 |
| Mayo | | | | | | | | | | | | | | |
| Junio | | | | | | | | | | | | | | |
| Julio | | | | | | | | | | | | | | |
| Agosto | | | | | | | | | | | | | | |
| Setiembre | | | | | | | | | | | | | | |
| Octubre | | | | | | | | | | | | | | |
| Noviembre | | | | | | | | | | | | | | |
| Diciembre | | | | | | | | | | | | | | |



NOTA: Conforme se disponga de la totalidad de los datos mensuales, se procederá a la actualización del respectivo mes.